

State of Alaska FY2024 Governor's Operating Budget

Department of Revenue

Department of Revenue

Mission

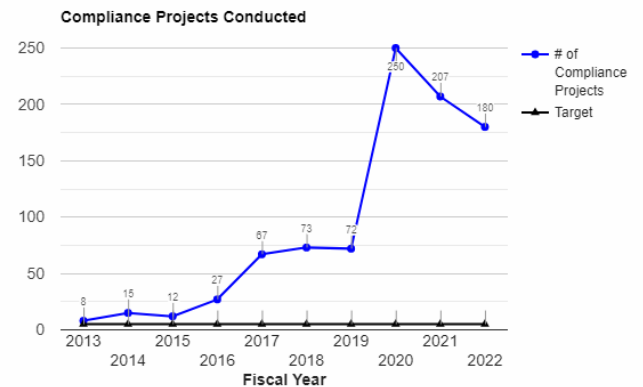
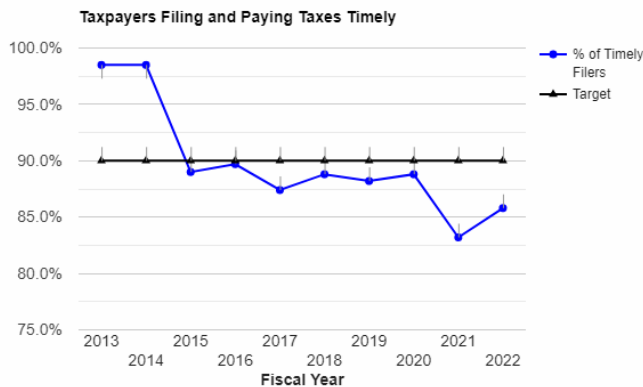
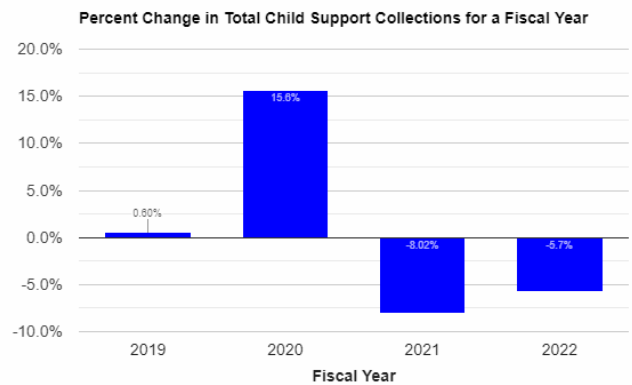
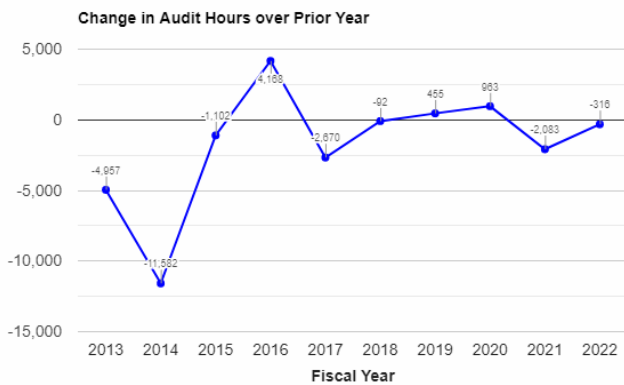
The mission of the Department of Revenue is to collect, distribute and invest funds for public purposes. Alaska Constitution Article 9; AS 25.27, AS 37, AS 43

	Core Services (in priority order)	UGF	DGF	Other	Fed	Total	PFT	PPT	NP	% GF
1	Funds Collection	20,708.9	1,156.8	44,457.9	84,626.3	150,949.9	402.0	10.0	7.8	71.9%
2	Funds Distribution	4,579.1	1,063.9	52,891.4	70,384.7	128,919.0	284.2	11.1	6.2	18.5%
3	Funds Investment	1,380.4	998.8	273,151.9	20,580.4	296,111.6	133.8	2.9	4.0	7.8%
4	Safety for Alaskans	532.7	0.0	419.0	0.0	951.7	6.0	0.0	0.0	1.8%
	FY2023 Management Plan	27,201.1	3,219.5	370,920.2	175,591.4	576,932.2	826.0	24.0	18.0	

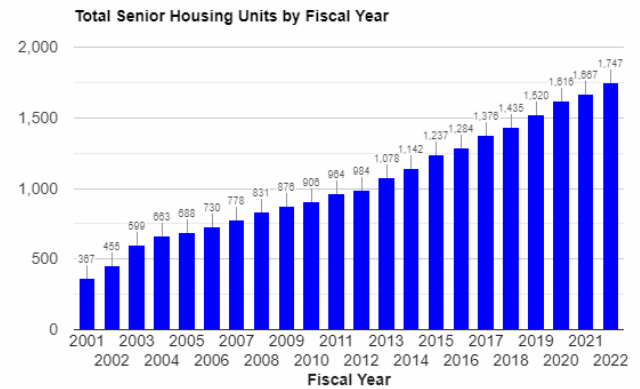
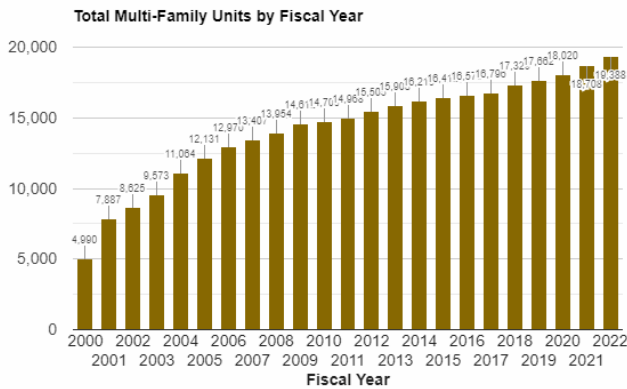
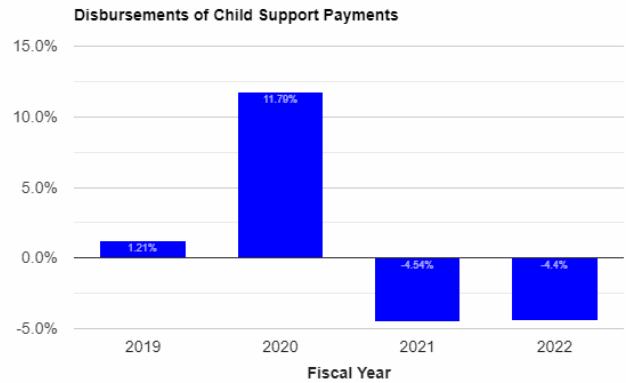
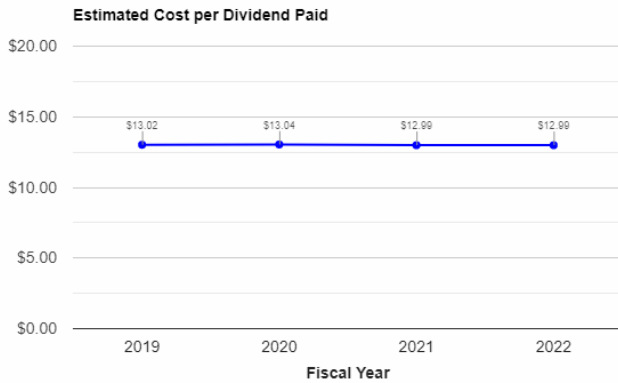
Measures by Core Service

(Additional performance information is available on the web at <https://omb.alaska.gov/results>.)

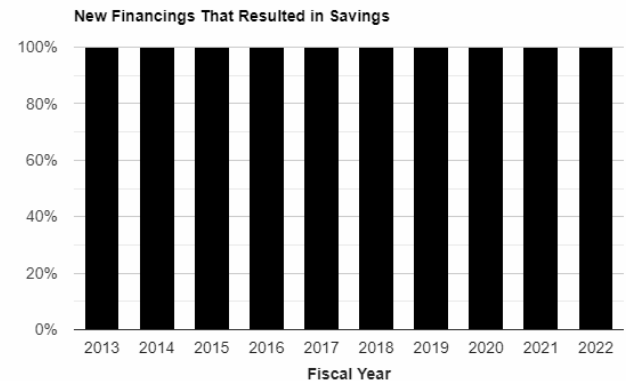
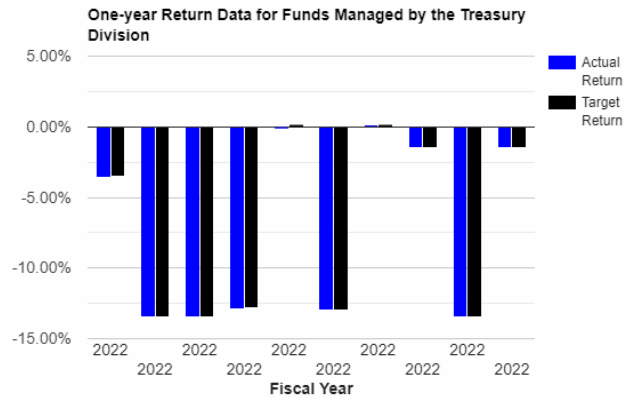
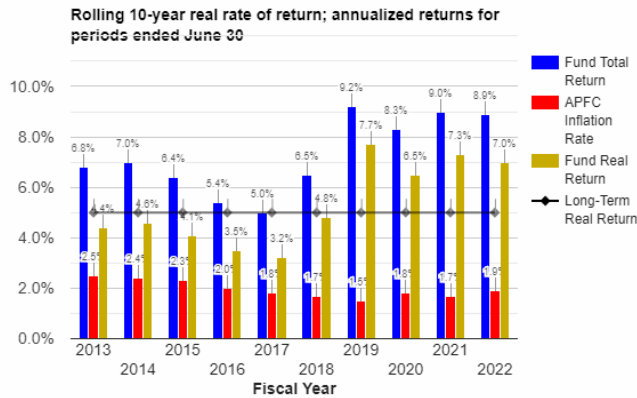
1. Funds Collection



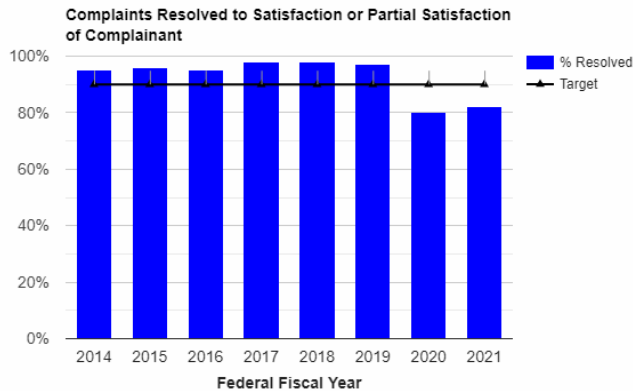
2. Funds Distribution



3. Funds Investment



4. Safety for Alaskans



Major Department Accomplishments in 2022

Funds Collection

- Tax Division supported 27 tax types with over 20,000 taxpayers and over 30,000 tax returns while successfully implemented safe procedures to allow for regular cash collections, primarily for marijuana taxpayers, during the pandemic while public offices remained partially closed.
- Total Child Support collections in FY2022 were approximately \$106 million, of which \$6.9 million was recovery of Temporary Assistance for Needy Families funds, netting over \$100 million disbursed to families.

Funds Distribution

- The Permanent Fund Dividend Division successfully paid the largest dividend since the inception of the program in an early distribution on September 20, 2022.
- The Permanent Fund Dividend Division successfully enacted multiple new security safeguards to protect against hackers from gaining access to Alaskan's dividends and personally identifiable information.
- Online PFD web application filing continues to increase and had a 92% average this filing season. Of the 611,000 web applications received, approximately 570,000 Alaskans chose to electronically sign for their applications. Online application filing has decreased operational costs, allowing the PFD Division to work more efficiently when determining eligibility, while using less resources for data entry.
- Unclaimed Property during the past five years has returned approximately \$30.2 million dollars to current or former Alaska owners and businesses. In FY2021, 1,012 properties (~20%) were expedited which reduced the amount of manual claims processing and reduced the claims backlog.
- Fully implemented a replacement for Alaska's legacy unclaimed property management system and a customer-facing program website for more efficient processing of claims and holder reports. Reduced the claims backlog which had peaked at over 9500 claims in 2019 to an appropriate carrying level of approximately 1800 claims which are processed within 1-week of receipt of necessary documentation.
- The Alaska Mental Health Trust Authority provided approximately \$18,807,300 in funding that supported 175 grants.

Funds Investment

- The Public Employees' Retirement System (PERS) and Teachers' Retirement System (TRS) defined

benefit plans' performance was in the top decile when compared to peers and materially exceeded 1-year, 3-year and 5-year benchmark performance resulting in an average return of 9.0% during the plans 38-year investment history. In FY2022, the excess returns resulted in \$1 billion in additional retirement plan funds compared to passive management.

- The Permanent Fund has added \$18 billion in value above and beyond the passive benchmark return over the past 10 years.
- Improved the State's credit rating outlook. As of September 30, 2022, the State of Alaska's General Obligation debt ratings were 'AA-/A+/Aa3' from S&P Global Ratings (S&P), Fitch Ratings (Fitch), and Moody's Investors Service, Inc., respectively. On March 21, 2022, S&P revised the State of Alaska's outlook to positive from stable and on April 14, 2022, Fitch revised the State of Alaska's outlook to stable from negative.
- The State issued \$85.5 million of refunding general airport revenue bonds which, with other restructuring, refunded \$154.4 million of bonds and reduced outstanding debt by \$65.5 million. The restructured outstanding debt of the airport system saved \$81.8 million from future debt service payments which otherwise would have been paid by airlines and provides immediate pandemic relief support to AIAS customers.
- Alaska Housing Finance Corporation purchased 1,683 residential loans (1-4 units) with a total value of \$515 million.

Safety for Alaskans

- The Long Term Care Ombudsman's (LTCO) Office conducted 269 in-person facility visits during the last two quarters to monitor the safety and well-being of seniors in assisted living and nursing homes statewide.
- The LTCO provided consultation to 732 providers of long-term care services.

Key Department Challenges

General

- The Department of Revenue is continuing to stand up its new risk management program. As cybersecurity events become more common nationwide and as hackers become more sophisticated, it remains the Department's goal to prevent these events before they happen and ensure Alaskan's data as well as the financial assets of the State have the proper safeguards.

Funds Collection

- Accurately evaluating current and potential revenue sources and improving the quality of the financial data collected to support revenue forecasts with the goal of developing a stable fiscal policy for the state.
- Estimating oil and gas revenues in light of the highly volatile oil and gas market coupled with uncertainties in the U.S. and global economies.
- Some designated tax types, such as the Commercial Passenger Excise tax, have been severely impacted by the COVID-19 pandemic. As such it will be challenging to maintain support to programs and communities that rely on those revenue sources in light of similarly declining unrestricted general fund collections.

Funds Distribution

- Meeting stringent federal requirements for data reliability to achieve the highest possible Child Support

federal incentive payments and avoid possible penalties to the Department of Revenue and the Department of Health and Social Services, Division of Public Assistance.

- Ensuring that distribution of Child Support, PFDs, and other funds continues efficiently in a telework environment.

Funds Investment

- Managing over \$49 billion assets for the State, including the General Fund and Other Non-segregated Investments (GeFONSI), the Constitutional Budget Reserve Fund, and pension funds is more challenging in an environment of increased market volatility, after several years of relatively placid markets, as market participants increasingly react to the U.S. economy including the rising risks of recession and concern that an uncertain economic event may occur.
- Managing investment risk during times of market volatility.
- Maintaining corporate best practices and necessary due diligence for a growing fund and asset allocation.
- Continuing to develop partnering initiatives to leverage funds from private corporations, foundations, and other funding sources for Mental Health Trust beneficiary related programs.

Significant Changes in Results to be Delivered in FY2024

- The Department intends to implement a department risk management program, reporting to the Commissioner's Office. There has been a noticeable uptick in ransomware attacks as well as other cyber security risks. Given the value of the funds in the Department's custody, this risk mitigation effort will be necessary to identify vulnerabilities and ensure the integrity of a variety of systems.
- Oil and gas production audits are planned to be completed one to two years prior to the statutory deadline.
- Continue to review and update regulations where they are outdated, unclear, or unnecessary.

Contact Information	
Commissioner: Brian Fechter, Deputy Commissioner Phone: (907) 269-1034 E-mail: brian.fechter@alaska.gov	Administrative Services Director: Eric DeMoulin Phone: (907) 465-1009 E-mail: eric.demoulin@alaska.gov

FY2024 Capital Budget Request

Project Title	Unrestricted Gen (UGF)	Designated Gen (DGF)	Other Funds	Federal Funds	Total Funds
AHFC Affordable Housing Development Program	0	0	500,000	10,500,000	11,000,000
AHFC Competitive Grants for Public Housing	350,000	0	0	1,000,000	1,350,000
AHFC Energy Efficiency Research	500,000	0	0	0	500,000
AHFC Energy Programs Weatherization	2,000,000	0	0	3,000,000	5,000,000
AHFC Federal and Other Competitive Grants	1,500,000	0	0	6,000,000	7,500,000
AHFC Housing and Urban Development Capital Fund Program	0	0	0	3,200,000	3,200,000
AHFC Housing and Urban Development Federal HOME Grant	750,000	0	0	4,000,000	4,750,000
AHFC Rental Assistance for Persons Displaced Due to Domestic Violence - Empowering Choice Housing Program (ECHP)	1,500,000	0	0	0	1,500,000
AHFC Senior Citizens Housing Development Program	1,750,000	0	0	0	1,750,000
AHFC Supplemental Housing Development Program	3,000,000	0	0	0	3,000,000
AHFC Rural Professional Housing	5,000,000	0	500,000	0	5,500,000
MH: AHFC Homeless Assistance Program	7,200,000	0	950,000	0	8,150,000
MH: Rural Housing Coordinator - New Region	0	0	135,000	0	135,000
MH: Rural Housing Coordinator - Northwest Arctic Borough	0	0	135,000	0	135,000
Department Total	23,550,000	0	2,220,000	27,700,000	53,470,000

This is an appropriation level summary only. For allocations and the full project details see the capital budget.

Summary of Department Budget Changes by RDU

From FY2023 Management Plan to FY2024 Governor

All dollars shown in thousands

	<u>Unrestricted Gen (UGF)</u>	<u>Designated Gen (DGF)</u>	<u>Other Funds</u>	<u>Federal Funds</u>	<u>Total Funds</u>
FY2023 Management Plan	27,201.1	3,219.5	370,920.2	175,591.4	576,932.2
One-time items:					
-Taxation and Treasury	0.0	0.0	-2,000.0	0.0	-2,000.0
-Mental Health Trust Authority	0.0	0.0	-4,488.3	0.0	-4,488.3
-Alaska Housing Finance Corp	0.0	0.0	-40,370.0	-92,778.4	-133,148.4
Adjustments which continue current level of service:					
-Taxation and Treasury	-65.5	377.1	201.7	0.0	513.3
-Child Support Enforcement	137.8	0.0	0.1	267.7	405.6
-Administration and Support	816.6	0.0	-546.7	6.0	275.9
-Mental Health Trust Authority	6.7	0.0	4,656.0	0.0	4,662.7
-AK Municipal Bond Bank Auth	0.0	0.0	2.9	0.0	2.9
-Alaska Housing Finance Corp	0.0	0.0	0.3	0.2	0.5
-AK Permanent Fund Corporation	0.0	0.0	116.3	0.0	116.3
Proposed budget increases:					
-Taxation and Treasury	373.6	0.0	1,011.4	0.0	1,385.0
-Alaska Housing Finance Corp	0.0	0.0	1,357.6	5,149.0	6,506.6
-AK Permanent Fund Corporation	0.0	0.0	497.6	0.0	497.6
Proposed budget decreases:					
-Taxation and Treasury	-781.6	0.0	-469.3	0.0	-1,250.9
-AK Permanent Fund Corporation	0.0	0.0	-3,004.4	0.0	-3,004.4
FY2024 Governor	27,688.7	3,596.6	327,885.4	88,235.9	447,406.6

Department Totals
Department of Revenue

Description	FY2022 Actuals	FY2023 Conference Committee	FY2023 Authorized	FY2023 Management Plan	FY2024 Governor	FY2023 Management Plan vs FY2024 Governor	
Department Totals	545,513.2	482,477.1	576,932.2	576,932.2	447,406.6	-129,525.6	-22.5%
Objects of Expenditure:							
71000 Personal Services	99,935.5	114,060.8	115,377.5	115,115.1	119,716.4	4,601.3	4.0%
72000 Travel	952.4	1,832.9	1,842.9	1,859.9	1,886.5	26.6	
73000 Services	199,945.1	283,562.5	283,912.5	283,890.2	279,655.4	-4,234.8	-1.5%
74000 Commodities	2,560.5	4,518.2	4,518.2	4,785.9	5,015.6	229.7	4.8%
75000 Capital Outlay	1,159.4	802.9	802.9	802.9	802.9	0.0	0.0%
77000 Grants, Benefits	240,960.3	77,699.8	170,478.2	170,478.2	40,329.8	-130,148.4	-76.3%
78000 Miscellaneous	0.0	0.0	0.0	0.0	0.0	0.0	0.0%
Funding Source:							
1002 Fed Rcpts (Fed)	69,755.2	80,216.8	80,227.8	80,227.8	85,644.7	5,416.9	6.8%
1003 G/F Match (UGF)	6,695.7	7,193.8	7,199.4	7,199.4	7,337.2	137.8	1.9%
1004 Gen Fund (UGF)	8,115.7	19,373.7	19,482.4	19,482.4	19,812.1	329.7	1.7%
1005 GF/Prgrm (DGF)	1,896.0	2,043.4	2,043.4	2,043.4	2,072.5	29.1	1.4%
1007 I/A Rcpts (Other)	10,381.8	10,970.5	11,221.5	11,221.5	10,942.1	-279.4	-2.5%
1016 Fed Incent (Fed)	1,560.0	1,796.1	1,796.1	1,796.1	1,796.1	0.0	0.0%
1017 Ben Sys (Other)	15,522.6	22,111.6	22,115.3	22,115.3	21,616.3	-499.0	-2.3%
1027 Int Airprt (Other)	136.6	195.7	198.7	198.7	199.5	0.8	0.4%
1029 P/E Retire (Other)	11,787.8	15,547.4	15,547.4	15,547.4	15,897.4	350.0	2.3%
1034 Teach Ret (Other)	6,834.9	7,230.9	7,230.9	7,230.9	7,365.9	135.0	1.9%
1037 GF/MH (UGF)	512.4	503.2	519.3	519.3	539.4	20.1	3.9%
1042 Jud Retire (Other)	247.8	328.9	328.9	328.9	342.9	14.0	4.3%
1045 Nat Guard (Other)	48.2	238.7	238.7	238.7	238.7	0.0	0.0%
1050 PFD Fund (Other)	8,099.3	10,190.5	10,200.4	10,200.4	8,673.5	-1,526.9	-15.0%
1061 CIP Rcpts (Other)	1,905.0	2,631.6	2,631.6	2,631.6	2,751.7	120.1	4.6%
1066 Pub School (Other)	0.0	844.8	858.6	858.6	862.6	4.0	0.5%
1092 MHTAAR (Other)	139.1	370.0	370.0	370.0	0.0	-370.0	-100.0%
1094 MHT Admin (Other)	3,969.0	4,363.1	4,501.8	4,501.8	4,665.7	163.9	3.6%
1103 AHFC Rcpts (Other)	32,649.6	35,368.3	35,368.3	35,368.3	36,608.6	1,240.3	3.5%
1104 MBB Rcpts (Other)	491.4	912.8	1,279.5	1,279.5	1,282.4	2.9	0.2%
1105 PFund Rcpt (Other)	143,728.3	217,992.8	218,708.2	218,708.2	216,317.7	-2,390.5	-1.1%
1108 Stat Desig (Other)	71,518.8	40,120.4	40,120.4	40,120.4	120.4	-40,000.0	-99.7%
1133 CSSD Reimb (Fed)	544.3	778.5	789.1	789.1	795.1	6.0	0.8%
1169 PCE Endow (DGF)	1,029.8	1,153.6	1,176.1	1,176.1	1,181.5	5.4	0.5%
1226 High Ed (DGF)	316.4	0.0	0.0	0.0	342.6	342.6	100.0%
1265 COVID Fed (Fed)	137,627.5	0.0	92,778.4	92,778.4	0.0	-92,778.4	-100.0%
1271 ARPA Rev R (UGF)	10,000.0	0.0	0.0	0.0	0.0	0.0	0.0%

Department Totals
Department of Revenue

Description	FY2022 Actuals	FY2023 Conference Committee	FY2023 Authorized	FY2023 Management Plan	FY2024 Governor	FY2023 Management Plan vs FY2024 Governor	
Totals:							
Unrestricted Gen (UGF)	25,323.8	27,070.7	27,201.1	27,201.1	27,688.7	487.6	1.8%
Designated Gen (DGF)	3,242.2	3,197.0	3,219.5	3,219.5	3,596.6	377.1	11.7%
Other Funds	307,460.2	369,418.0	370,920.2	370,920.2	327,885.4	-43,034.8	-11.6%
Federal Funds	209,487.0	82,791.4	175,591.4	175,591.4	88,235.9	-87,355.5	-49.7%
Positions:							
Permanent Full Time	819	826	826	826	827	1	0.1%
Permanent Part Time	24	26	26	24	24	0	0.0%
Non Permanent	17	18	18	18	18	0	0.0%

Component Summary Unrestricted General Funds Only
Department of Revenue

Results Delivery Unit/ Component	FY2022 Actuals	FY2023 Conference Committee	FY2023 Authorized	FY2023 Management Plan	FY2024 Governor	FY2023 Management Plan vs FY2024 Governor	
Taxation and Treasury							
Tax Division	14,750.6	16,275.9	16,322.7	16,322.7	16,175.0	-147.7	-0.9%
Treasury Division	1,787.1	1,342.1	1,383.6	1,383.6	1,057.8	-325.8	-23.5%
Permanent Fund Dividend Division	19.6	0.0	0.0	0.0	0.0	0.0	0.0%
RDU Totals:	16,557.3	17,618.0	17,706.3	17,706.3	17,232.8	-473.5	-2.7%
Child Support Enforcement							
Child Support Enforcement	7,015.5	7,679.1	7,684.7	7,684.7	7,822.5	137.8	1.8%
RDU Totals:	7,015.5	7,679.1	7,684.7	7,684.7	7,822.5	137.8	1.8%
Administration and Support							
Commissioner's Office	644.1	627.6	648.0	648.0	653.9	5.9	0.9%
Administrative Services	594.5	571.0	629.4	629.4	643.4	14.0	2.2%
Criminal Investigations Unit	0.0	0.0	0.0	0.0	796.7	796.7	100.0%
RDU Totals:	1,238.6	1,198.6	1,277.4	1,277.4	2,094.0	816.6	63.9%
Alaska Mental Health Trust Authority							
Long Term Care Ombudsman Office	512.4	516.6	532.7	532.7	539.4	6.7	1.3%
RDU Totals:	512.4	516.6	532.7	532.7	539.4	6.7	1.3%
Agency Unallocated							
Unallocated Rates Adjustment	0.0	58.4	0.0	0.0	0.0	0.0	0.0%
RDU Totals:	0.0	58.4	0.0	0.0	0.0	0.0	0.0%
Unrestricted Gen (UGF):	25,323.8	27,070.7	27,201.1	27,201.1	27,688.7	487.6	1.8%
Designated Gen (DGF):	0.0	0.0	0.0	0.0	0.0	0.0	0.0%
Other Funds:	0.0	0.0	0.0	0.0	0.0	0.0	0.0%
Federal Funds:	0.0	0.0	0.0	0.0	0.0	0.0	0.0%
Total Funds:	25,323.8	27,070.7	27,201.1	27,201.1	27,688.7	487.6	1.8%

Component Summary All Funds
Department of Revenue

Results Delivery Unit/ Component	FY2022 Actuals	FY2023 Conference Committee	FY2023 Authorized	FY2023 Management Plan	FY2024 Governor	FY2023 Management Plan vs FY2024 Governor	
Taxation and Treasury							
Tax Division	15,883.3	17,374.0	17,420.8	17,420.8	17,292.6	-128.2	-0.7%
Treasury Division	9,021.2	10,639.3	10,959.7	10,959.7	11,728.5	768.8	7.0%
Unclaimed Property	581.2	709.0	709.0	709.0	718.9	9.9	1.4%
AK Retirement Management Board	7,798.3	10,282.0	10,282.0	10,282.0	10,282.0	0.0	0.0%
ARM Custody and Mgt Fees	26,472.6	35,000.0	35,000.0	35,000.0	35,000.0	0.0	0.0%
Permanent Fund Dividend Division	8,516.0	10,562.9	10,572.8	10,572.8	8,569.7	-2,003.1	-18.9%
RDU Totals:	68,272.6	84,567.2	84,944.3	84,944.3	83,591.7	-1,352.6	-1.6%
Child Support Enforcement							
Child Support Enforcement	21,531.9	25,202.0	25,218.6	25,218.6	25,624.2	405.6	1.6%
RDU Totals:	21,531.9	25,202.0	25,218.6	25,218.6	25,624.2	405.6	1.6%
Administration and Support							
Commissioner's Office	978.4	1,105.0	1,141.5	1,141.5	1,149.6	8.1	0.7%
Administrative Services	2,003.8	2,466.9	2,820.4	2,711.2	2,954.9	243.7	9.0%
Criminal Investigations Unit	1,011.1	1,141.7	1,141.7	1,250.9	1,275.0	24.1	1.9%
RDU Totals:	3,993.3	4,713.6	5,103.6	5,103.6	5,379.5	275.9	5.4%
Alaska Mental Health Trust Authority							
Mental Health Trust Operations	3,969.0	4,379.6	4,518.3	4,518.3	4,682.2	163.9	3.6%
Long Term Care Ombudsman Office	1,010.7	926.0	951.7	951.7	962.2	10.5	1.1%
RDU Totals:	4,979.7	5,305.6	5,470.0	5,470.0	5,644.4	174.4	3.2%
Alaska Municipal Bond Bank Authority							
AMBBA Operations	491.4	1,016.6	1,383.3	1,383.3	1,386.2	2.9	0.2%
RDU Totals:	491.4	1,016.6	1,383.3	1,383.3	1,386.2	2.9	0.2%
Alaska Housing Finance Corporation							
AHFC Operations	302,355.7	143,037.6	235,816.0	235,816.0	109,161.3	-126,654.7	-53.7%
AK Corp for Affordable Housing	259.9	479.0	479.0	479.0	492.4	13.4	2.8%
RDU Totals:	302,615.6	143,516.6	236,295.0	236,295.0	109,653.7	-126,641.3	-53.6%
Alaska Permanent Fund Corporation							
APFC Operations	17,392.0	21,934.0	22,649.4	22,649.4	23,263.3	613.9	2.7%
APFC Investment Management Fees	126,236.7	195,868.0	195,868.0	195,868.0	192,863.6	-3,004.4	-1.5%
RDU Totals:	143,628.7	217,802.0	218,517.4	218,517.4	216,126.9	-2,390.5	-1.1%
Agency Unallocated							
Unallocated Rates Adjustment	0.0	353.5	0.0	0.0	0.0	0.0	0.0%
RDU Totals:	0.0	353.5	0.0	0.0	0.0	0.0	0.0%
Unrestricted Gen (UGF):	25,323.8	27,070.7	27,201.1	27,201.1	27,688.7	487.6	1.8%
Designated Gen (DGF):	3,242.2	3,197.0	3,219.5	3,219.5	3,596.6	377.1	11.7%
Other Funds:	307,460.2	369,418.0	370,920.2	370,920.2	327,885.4	-43,034.8	-11.6%
Federal Funds:	209,487.0	82,791.4	175,591.4	175,591.4	88,235.9	-87,355.5	-49.7%
Total Funds:	545,513.2	482,477.1	576,932.2	576,932.2	447,406.6	-129,525.6	-22.5%
Permanent Full Time:	819	826	826	826	827	1	0.1%
Permanent Part Time:	24	26	26	24	24	0	0.0%
Non Permanent:	17	18	18	18	18	0	0.0%
Total Positions:	860	870	870	868	869	1	0.1%

Component Summary All Funds
Department of Revenue

**Results Delivery Unit/
Component**

FY2022 Actuals

**FY2023 Conference
Committee**

FY2023 Authorized

**FY2023 Management
Plan**

FY2024 Governor

**FY2023 Management Plan vs
FY2024 Governor**

Inter-Agency Revenue Summary
Department of Revenue
Revenue Type Inter-Agency Receipts Only

Scenario: FY2024 Governor (19867)

IRIS Revenue Type	IRIS Revenue Source Code	Component	Total
Department of Revenue Totals:			119,550.8
5002 Fed Rcpts	5002 Federal General Government - Miscellaneous Grants	Rev - AHFC Operations (110)	69,292.8
5007 I/A Rcpts	5301 Inter-Agency Receipts	Commerce - Department-wide	2.7
5007 I/A Rcpts	5301 Inter-Agency Receipts	FishGm - Department-wide	152.7
5007 I/A Rcpts	5301 Inter-Agency Receipts	H&SS - Department-wide	1,220.1
5007 I/A Rcpts	5301 Inter-Agency Receipts	NatRes - Department-wide	30.0
5007 I/A Rcpts	5301 Inter-Agency Receipts	Rev - AHFC Operations (110)	35.0
5007 I/A Rcpts	5301 Inter-Agency Receipts	Rev - AK Retirement Management Board (2813)	8,093.6
5007 I/A Rcpts	5301 Inter-Agency Receipts	Rev - AMBBA Operations (108)	4.6
5007 I/A Rcpts	5301 Inter-Agency Receipts	Rev - APFC Operations (109)	35.0
5007 I/A Rcpts	5301 Inter-Agency Receipts	Rev - Child Support Enforcement (111)	331.1
5007 I/A Rcpts	5301 Inter-Agency Receipts	Rev - Criminal Investigations Unit (2993)	37.1
5007 I/A Rcpts	5301 Inter-Agency Receipts	Rev - Long Term Care Ombudsman Office (2749)	27.8
5007 I/A Rcpts	5301 Inter-Agency Receipts	Rev - Mental Health Trust Operations (1423)	138.5
5007 I/A Rcpts	5301 Inter-Agency Receipts	Rev - Permanent Fund Dividend Division (981)	306.0
5007 I/A Rcpts	5301 Inter-Agency Receipts	Rev - Tax Division (2476)	440.4
5007 I/A Rcpts	5301 Inter-Agency Receipts	Rev - Treasury Division (121)	190.0
5007 I/A Rcpts	5301 Inter-Agency Receipts	Rev - Unclaimed Property (2938)	18.5
5007 I/A Rcpts	5301 Inter-Agency Receipts	Trans - Department-wide	2.0
5007 I/A Rcpts	5301 Inter-Agency Receipts	Univ - Department-wide	20.0
5061 CIP Rcpts	5351 Capital Improvement Project Inter-Agency	Rev - AHFC Operations (110)	2,462.6
5061 CIP Rcpts	5351 Capital Improvement Project Inter-Agency	Trans - Department-wide	101.7
5103 AHFC Rcpts	5416 Alaska Housing Finance Corporation Receipts	Rev - AHFC Operations (110)	36,608.6
RDU: Taxation and Treasury (510)			8,429.7
5007 I/A Rcpts	5301 Inter-Agency Receipts	FishGm - Department-wide	152.7
5007 I/A Rcpts	5301 Inter-Agency Receipts	Rev - AK Retirement Management Board (2813)	8,093.6
5007 I/A Rcpts	5301 Inter-Agency Receipts	Rev - Mental Health Trust Operations (1423)	59.7
5007 I/A Rcpts	5301 Inter-Agency Receipts	Trans - Department-wide	2.0
5007 I/A Rcpts	5301 Inter-Agency Receipts	Univ - Department-wide	20.0
5061 CIP Rcpts	5351 Capital Improvement Project Inter-Agency	Trans - Department-wide	101.7
Component: Tax Division (2476)			101.7
5061 CIP Rcpts	5351 Capital Improvement Project Inter-Agency	Trans - Department-wide	101.7
Component: Treasury Division (121)			8,308.0
5007 I/A Rcpts	5301 Inter-Agency Receipts	FishGm - Department-wide	152.7
5007 I/A Rcpts	5301 Inter-Agency Receipts	Rev - AK Retirement Management Board (2813)	8,093.6
5007 I/A Rcpts	5301 Inter-Agency Receipts	Rev - Mental Health Trust Operations (1423)	59.7
5007 I/A Rcpts	5301 Inter-Agency Receipts	Trans - Department-wide	2.0
Component: Permanent Fund Dividend Division (981)			20.0
5007 I/A Rcpts	5301 Inter-Agency Receipts	Univ - Department-wide	20.0
RDU: Administration and Support (50)			1,507.0
5007 I/A Rcpts	5301 Inter-Agency Receipts	Commerce - Department-wide	2.7
5007 I/A Rcpts	5301 Inter-Agency Receipts	Rev - AHFC Operations (110)	35.0
5007 I/A Rcpts	5301 Inter-Agency Receipts	Rev - AMBBA Operations (108)	4.6
5007 I/A Rcpts	5301 Inter-Agency Receipts	Rev - APFC Operations (109)	35.0
5007 I/A Rcpts	5301 Inter-Agency Receipts	Rev - Child Support Enforcement (111)	331.1
5007 I/A Rcpts	5301 Inter-Agency Receipts	Rev - Criminal Investigations Unit (2993)	37.1
5007 I/A Rcpts	5301 Inter-Agency Receipts	Rev - Long Term Care Ombudsman Office (2749)	27.8
5007 I/A Rcpts	5301 Inter-Agency Receipts	Rev - Mental Health Trust Operations (1423)	78.8
5007 I/A Rcpts	5301 Inter-Agency Receipts	Rev - Permanent Fund Dividend Division (981)	306.0
5007 I/A Rcpts	5301 Inter-Agency Receipts	Rev - Tax Division (2476)	440.4
5007 I/A Rcpts	5301 Inter-Agency Receipts	Rev - Treasury Division (121)	190.0
5007 I/A Rcpts	5301 Inter-Agency Receipts	Rev - Unclaimed Property (2938)	18.5
Component: Commissioner's Office (123)			172.7
5007 I/A Rcpts	5301 Inter-Agency Receipts	Commerce - Department-wide	2.7
5007 I/A Rcpts	5301 Inter-Agency Receipts	Rev - AHFC Operations (110)	17.5

Inter-Agency Revenue Summary
Department of Revenue
Revenue Type Inter-Agency Receipts Only

Scenario: FY2024 Governor (19867)

IRIS Revenue Type	IRIS Revenue Source Code	Component	Total
5007 I/A Rcpts	5301 Inter-Agency Receipts	Rev - AMBBA Operations (108)	0.4
5007 I/A Rcpts	5301 Inter-Agency Receipts	Rev - APFC Operations (109)	17.5
5007 I/A Rcpts	5301 Inter-Agency Receipts	Rev - Child Support Enforcement (111)	31.6
5007 I/A Rcpts	5301 Inter-Agency Receipts	Rev - Criminal Investigations Unit (2993)	3.5
5007 I/A Rcpts	5301 Inter-Agency Receipts	Rev - Long Term Care Ombudsman Office (2749)	2.6
5007 I/A Rcpts	5301 Inter-Agency Receipts	Rev - Mental Health Trust Operations (1423)	7.4
5007 I/A Rcpts	5301 Inter-Agency Receipts	Rev - Permanent Fund Dividend Division (981)	28.7
5007 I/A Rcpts	5301 Inter-Agency Receipts	Rev - Tax Division (2476)	41.3
5007 I/A Rcpts	5301 Inter-Agency Receipts	Rev - Treasury Division (121)	17.8
5007 I/A Rcpts	5301 Inter-Agency Receipts	Rev - Unclaimed Property (2938)	1.7
Component: Administrative Services (125)			1,334.3
5007 I/A Rcpts	5301 Inter-Agency Receipts	Rev - AHFC Operations (110)	17.5
5007 I/A Rcpts	5301 Inter-Agency Receipts	Rev - AMBBA Operations (108)	4.2
5007 I/A Rcpts	5301 Inter-Agency Receipts	Rev - APFC Operations (109)	17.5
5007 I/A Rcpts	5301 Inter-Agency Receipts	Rev - Child Support Enforcement (111)	299.5
5007 I/A Rcpts	5301 Inter-Agency Receipts	Rev - Criminal Investigations Unit (2993)	33.6
5007 I/A Rcpts	5301 Inter-Agency Receipts	Rev - Long Term Care Ombudsman Office (2749)	25.2
5007 I/A Rcpts	5301 Inter-Agency Receipts	Rev - Mental Health Trust Operations (1423)	71.4
5007 I/A Rcpts	5301 Inter-Agency Receipts	Rev - Permanent Fund Dividend Division (981)	277.3
5007 I/A Rcpts	5301 Inter-Agency Receipts	Rev - Tax Division (2476)	399.1
5007 I/A Rcpts	5301 Inter-Agency Receipts	Rev - Treasury Division (121)	172.2
5007 I/A Rcpts	5301 Inter-Agency Receipts	Rev - Unclaimed Property (2938)	16.8
RDU: Alaska Mental Health Trust Authority (47)			452.8
5007 I/A Rcpts	5301 Inter-Agency Receipts	H&SS - Department-wide	422.8
5007 I/A Rcpts	5301 Inter-Agency Receipts	NatRes - Department-wide	30.0
Component: Mental Health Trust Operations (1423)			30.0
5007 I/A Rcpts	5301 Inter-Agency Receipts	NatRes - Department-wide	30.0
Component: Long Term Care Ombudsman Office (2749)			422.8
5007 I/A Rcpts	5301 Inter-Agency Receipts	H&SS - Department-wide	422.8
RDU: Alaska Housing Finance Corporation (46)			109,161.3
5002 Fed Rcpts	5002 Federal General Government - Miscellaneous Grants	Rev - AHFC Operations (110)	69,292.8
5007 I/A Rcpts	5301 Inter-Agency Receipts	H&SS - Department-wide	797.3
5061 CIP Rcpts	5351 Capital Improvement Project Inter-Agency	Rev - AHFC Operations (110)	2,462.6
5103 AHFC Rcpts	5416 Alaska Housing Finance Corporation Receipts	Rev - AHFC Operations (110)	36,608.6
Component: AHFC Operations (110)			109,161.3
5002 Fed Rcpts	5002 Federal General Government - Miscellaneous Grants	Rev - AHFC Operations (110)	69,292.8
5007 I/A Rcpts	5301 Inter-Agency Receipts	H&SS - Department-wide	797.3
5061 CIP Rcpts	5351 Capital Improvement Project Inter-Agency	Rev - AHFC Operations (110)	2,462.6
5103 AHFC Rcpts	5416 Alaska Housing Finance Corporation Receipts	Rev - AHFC Operations (110)	36,608.6