

State of Alaska FY2024 Governor's Operating Budget

Department of Revenue Treasury Division Component Budget Summary

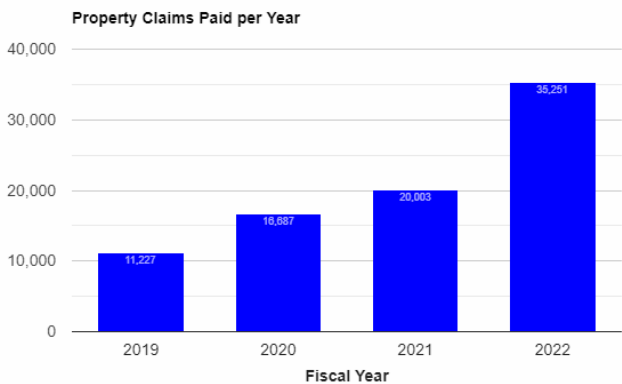
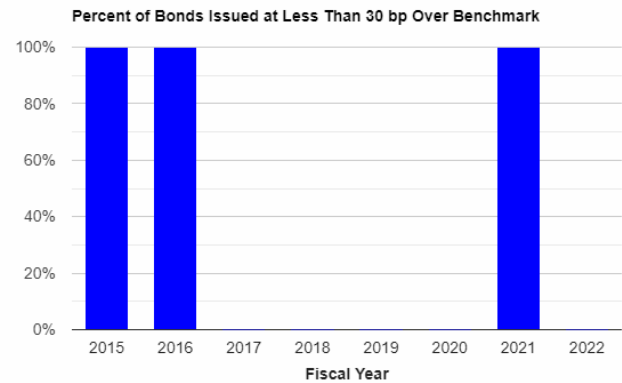
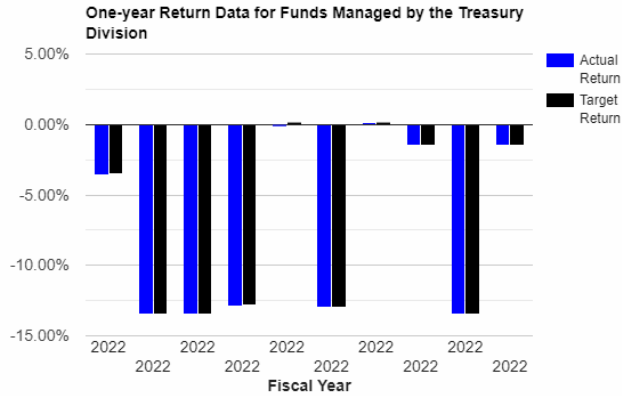
Component: Treasury Division

Contribution to Department's Mission

The mission of the Treasury Division is to manage the state's funds consistent with prudent investment guidelines and Governmental Accounting Standards Board (GASB) rules.

Results

(Additional performance information is available on the web at <https://omb.alaska.gov/results>.)



Core Services

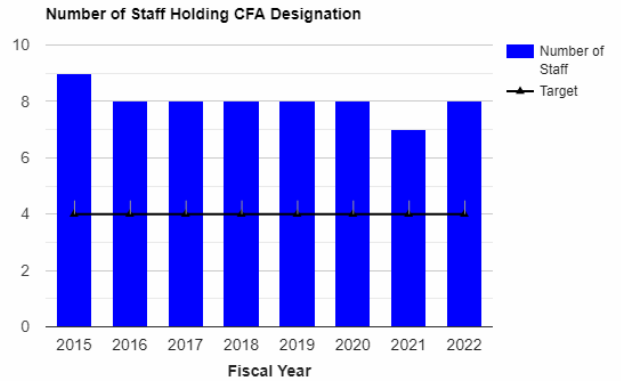
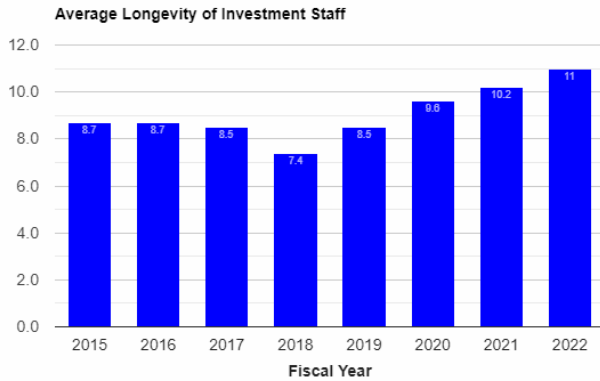
- Manage the investment of state funds
- Maintain the state's credit rating and provide capital financing for state agencies

- Manage unclaimed property and reunite with owners

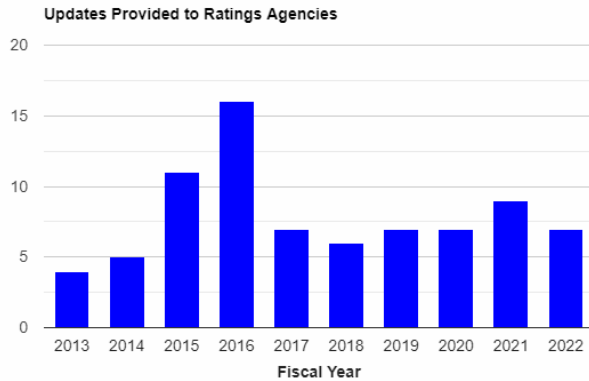
Measures by Core Service

(Additional performance information is available on the web at <https://omb.alaska.gov/results>.)

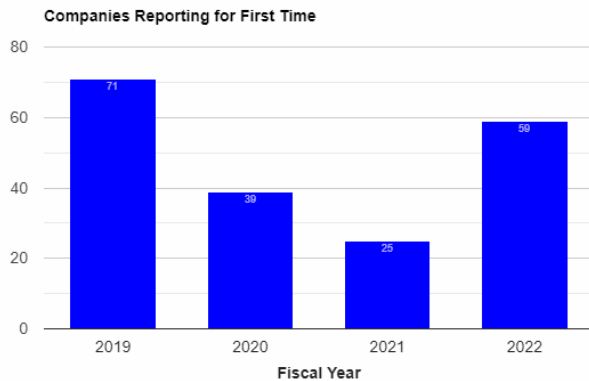
1. Manage the investment of state funds



2. Maintain the state's credit rating and provide capital financing for state agencies



3. Manage unclaimed property and reunite with owners



Major Component Accomplishments in 2022

- The pension and benefit funds managed by the Treasury beat performance benchmarks returns by 3.77%, in the top decile compared to peers, resulting in an average of 9.00% during its 38-year history.
- Investment staff are continuing to pursue Chartered Financial Analyst (CFA) designations, with one new

charter awarded in Portfolio. Increased knowledge continues to be important as internally managed investments and the oversight of more complex investments grow.

- Completion of the transition to a new unclaimed property management system and customer-facing website has allowed for more efficient processing of claims and holder reports, allowing the division to embark on holder and property owner outreach initiatives.
- Improved the State's credit rating outlook. As of September 30, 2022, the State of Alaska's General Obligation debt ratings were 'AA-/A+/Aa3' from S&P Global Ratings (S&P), Fitch Ratings (Fitch), and Moody's Investors Service, Inc., respectively. On March 21, 2022, S&P revised the State of Alaska's outlook to positive from stable and on April 14, 2022, Fitch revised the State of Alaska's outlook to stable from negative.
- Completion of a variety assessment tools to enhance the safeguarding of assets.
- The State issued \$85.5 million of refunding general airport revenue bonds which, with other restructuring, refunded \$154.4 million of bonds and reduced outstanding debt by \$65.5 million. The restructured outstanding debt of the airport system saved \$81.8 million from future debt service payments which otherwise would have been paid by airlines and provides immediate pandemic relief support to AIAS customers.
- Continued to work seamlessly in a hybrid telework environment without disruption.

Key Component Challenges

- Attracting and retaining qualified investment officers and professional support staff continues to be a challenge due to retirement of key staff and the competitive advantage some outside employers have with respect to higher salaries, benefits, and incentive compensation.
- Maintaining the State of Alaska's credit ratings. Regular communication of state current events and fiscal plans to the rating analysts as well as ensuring analysts' concerns are relayed to state leadership, are key to meeting this challenge.
- Adapting to change in the payments industry, to include transaction security, payment systems and encryption of personally identifiable information (PII) that is stored by the State to originate or accept electronic payments.
- Achieving compliance with the Payment Card Industry – Data Security Standards (PCI-DSS).
- Managing the State's \$50 billion assets, including the General Fund, the Constitutional Budget Reserve Fund and pension and benefit funds in an environment of increased market volatility, as market participants react to economic factors including rising inflation, the war in Ukraine, risks of recession and concern that an additional unknown economic event may occur.
- Preparing for and managing threats of digital disruption and cyberattacks.

Significant Changes in Results to be Delivered in FY2024

No changes in results delivered.

Statutory and Regulatory Authority

AS 37.10	Public Finance – Public Funds
AS 37.15	Public Finance – Bonding
AS 37.10.220	Duties of the Alaska Retirement Management Board
AS 43.05.150	Administration of Revenue Laws – Collection of State Money
AS 43.05.170	Administration of Revenue Laws – Payment of Warrants
AS 43.05.180	Administration of Revenue Laws – Accounting for State Funds
AS 44.25.020	Department of Revenue – Duties of Department

Contact Information

Contact: Eric DeMoulin, Director, Administrative Services

Phone: (907) 465-1009

E-mail: eric.demoulin@alaska.gov

Treasury Division Personal Services Information				
Authorized Positions			Personal Services Costs	
	<u>FY2023</u> <u>Management</u> <u>Plan</u>	<u>FY2024</u> <u>Governor</u>		
Full-time	41	41	Annual Salaries	6,513,193
Part-time	0	0	COLA	33,058
Nonpermanent	0	0	Premium Pay	0
			Annual Benefits	3,200,000
			<i>Less 4.09% Vacancy Factor</i>	<i>(398,435)</i>
			Lump Sum Premium Pay	5,184
Totals	41	41	Total Personal Services	9,353,000

Position Classification Summary					
Job Class Title	Anchorage	Fairbanks	Juneau	Others	Total
Accountant 3	0	0	2	0	2
Accountant 4	0	0	5	0	5
Accountant 5	0	0	2	0	2
Accounting Technician 3	0	0	1	0	1
Administrative Assistant 2	0	0	1	0	1
Admn OPS Mgr 1	0	0	1	0	1
Office Assistant 2	0	0	1	0	1
Operations Research Analyst	0	0	1	0	1
State Comptroller	0	0	1	0	1
State Investment Officer	0	0	25	0	25
Systems Programmer 2	0	0	1	0	1
Totals	0	0	41	0	41

Component Detail All Funds
Department of Revenue

Component: Treasury Division (121)
RDU: Taxation and Treasury (510)

Non-Formula Component

	FY2022 Actuals	FY2023 Conference Committee	FY2023 Authorized	FY2023 Management Plan	FY2024 Governor	FY2023 Management Plan vs FY2024 Governor	
71000 Personal Services	7,969.1	8,006.6	8,327.0	8,584.2	9,353.0	768.8	9.0%
72000 Travel	8.4	18.6	18.6	18.6	18.6	0.0	0.0%
73000 Services	974.2	2,574.3	2,574.3	2,207.1	2,207.1	0.0	0.0%
74000 Commodities	69.5	39.8	39.8	149.8	149.8	0.0	0.0%
75000 Capital Outlay	0.0	0.0	0.0	0.0	0.0	0.0	0.0%
77000 Grants, Benefits	0.0	0.0	0.0	0.0	0.0	0.0	0.0%
78000 Miscellaneous	0.0	0.0	0.0	0.0	0.0	0.0	0.0%
Totals	9,021.2	10,639.3	10,959.7	10,959.7	11,728.5	768.8	7.0%
Fund Sources:							
1004 Gen Fund (UGF)	1,787.1	1,342.1	1,383.6	1,383.6	1,057.8	-325.8	-23.5%
1007 I/A Rcpts (Other)	5,580.9	6,938.2	7,174.1	7,174.1	7,915.9	741.8	10.3%
1017 Ben Sys (Other)	170.4	167.8	171.5	171.5	171.5	0.0	0.0%
1027 Int Airprt (Other)	136.6	195.4	198.4	198.4	199.2	0.8	0.4%
1066 Pub School (Other)	0.0	844.8	858.6	858.6	862.6	4.0	0.5%
1169 PCE Endow (DGF)	1,029.8	1,151.0	1,173.5	1,173.5	1,178.9	5.4	0.5%
1226 High Ed (DGF)	316.4	0.0	0.0	0.0	342.6	342.6	100.0%
Unrestricted General (UGF)	1,787.1	1,342.1	1,383.6	1,383.6	1,057.8	-325.8	-23.5%
Designated General (DGF)	1,346.2	1,151.0	1,173.5	1,173.5	1,521.5	348.0	29.7%
Other Funds	5,887.9	8,146.2	8,402.6	8,402.6	9,149.2	746.6	8.9%
Federal Funds	0.0	0.0	0.0	0.0	0.0	0.0	0.0%
Positions:							
Permanent Full Time	41	41	41	41	41	0	0.0%
Permanent Part Time	0	0	0	0	0	0	0.0%
Non Permanent	0	0	0	0	0	0	0.0%

Change Record Detail - Multiple Scenarios with Descriptions
Department of Revenue

Component: Treasury Division (121)
RDU: Taxation and Treasury (510)

Scenario/Change Record Title	Trans Type	Totals	Personal Services	Travel	Services	Commodities	Capital Outlay	Grants, Benefits	Miscellaneous	Positions		NP
										PFT	PPT	
***** Changes From FY2023 Conference Committee To FY2023 Authorized *****												
FY2023 Conference Committee												
	ConfCom	10,639.3	8,006.6	18.6	2,574.3	39.8	0.0	0.0	0.0	41	0	0
1004 Gen Fund		1,342.1										
1007 I/A Rcpts		6,938.2										
1017 Ben Sys		167.8										
1027 Int Airprt		195.4										
1066 Pub School		844.8										
1169 PCE Endow		1,151.0										
FY2023 Exempt 5% COLA												
	SalAdj	320.4	320.4	0.0	0.0	0.0	0.0	0.0	0.0	0	0	0
1004 Gen Fund		41.5										
1007 I/A Rcpts		235.9										
1017 Ben Sys		3.7										
1027 Int Airprt		3.0										
1066 Pub School		13.8										
1169 PCE Endow		22.5										
FY2023 Exempt 5% COLA: \$320.4												
Subtotal		10,959.7	8,327.0	18.6	2,574.3	39.8	0.0	0.0	0.0	41	0	0
***** Changes From FY2023 Authorized To FY2023 Management Plan *****												
Align Authority with Anticipated Expenditures												
	LIT	0.0	257.2	0.0	-367.2	110.0	0.0	0.0	0.0	0	0	0
Transfer authority from services to personal services and commodities for anticipated costs associated with salary increases for exempt staff and to better align with historical averages and anticipated ongoing activity. Annual investment subscriptions including Bloomberg and S&P indices, Fitch ratings and credit tools, and Tradeweb markets provide access to valuable data used to make informed investment decisions.												
Subtotal		10,959.7	8,584.2	18.6	2,207.1	149.8	0.0	0.0	0.0	41	0	0
***** Changes From FY2023 Management Plan To FY2024 Governor *****												
Replace Authority with Higher Education Investment Fund (AS 37.14.750)												
	FndChg	0.0	0.0	0.0	0.0	0.0	0.0	0.0	0.0	0	0	0
1004 Gen Fund		-342.6										
1226 High Ed		342.6										

The Treasury Division manages the Alaska Higher Education Investment Fund (AS 37.14.750) and allocates 10 basis points to provide investment services. This fund was previously swept to the Constitutional Budget Reserve Fund (CBRF) and subsequently recapitalized from the general fund on 6/30/2022. Passage of

Change Record Detail - Multiple Scenarios with Descriptions
Department of Revenue

Component: Treasury Division (121)
RDU: Taxation and Treasury (510)

Scenario/Change Record Title	Trans Type	Totals	Personal Services	Travel	Services	Commodities	Capital Outlay	Grants, Benefits	Miscellaneous	Positions		NP
										PFT	PPT	
HB322, Ch15, SLA2022, established this fund separate from the general fund and is no longer considered a sweepable fund under Article IX, Section 17(d) of the Alaska Constitution.												
FY2024 Salary and Health Insurance Increases												
	SalAdj	35.7	35.7	0.0	0.0	0.0	0.0	0.0	0.0	0	0	0
1004 Gen Fund		11.0										
1007 I/A Rcpts		22.0										
1027 Int Airprt		0.2										
1066 Pub School		1.1										
1169 PCE Endow		1.4										
FY2024 Salary and Health Insurance Increases: \$35.7												
FY2024 GGU cost of living increase 2.5%: \$23.5												
FY2024 SU cost of living increase 1%: \$5.8												
FY2024 AlaskaCare insurance increase from \$1,685 to \$1,793 per member per month: \$5.8												
FY2024 GGU health insurance increase from \$1,567.50 to \$1,573.50 per member per month: \$0.6												
FY2024 PERS Rate Adjustment												
	SalAdj	17.4	17.4	0.0	0.0	0.0	0.0	0.0	0.0	0	0	0
1004 Gen Fund		2.3										
1007 I/A Rcpts		12.5										
1027 Int Airprt		0.2										
1066 Pub School		1.0										
1169 PCE Endow		1.4										
FY2024 PERS rate adjustment to 25.10%: \$17.4												
FY2024 AlaskaCare Health Insurance Increase - Exempt and Partially Exempt												
	SalAdj	30.7	30.7	0.0	0.0	0.0	0.0	0.0	0.0	0	0	0
1004 Gen Fund		3.5										
1007 I/A Rcpts		22.3										
1027 Int Airprt		0.4										
1066 Pub School		1.9										
1169 PCE Endow		2.6										
FY2024 AlaskaCare health insurance increase for exempt and partially exempt employees from \$1,685 to \$1,793 per member per month: \$30.7												

Maintain Cash Management

Change Record Detail - Multiple Scenarios with Descriptions
Department of Revenue

Component: Treasury Division (121)
RDU: Taxation and Treasury (510)

Scenario/Change Record Title	Trans Type	Totals	Personal Services	Travel	Services	Commodities	Capital Outlay	Grants, Benefits	Miscellaneous	Positions		NP
										PFT	PPT	
1007 I/A Rcpts	Inc	685.0	685.0	0.0	0.0	0.0	0.0	0.0	0.0	0	0	0
Review of the federally approved cost allocation plan allows billing through Reimbursable Service Agreements (RSAs) to benefitting programs.												
Totals		11,728.5	9,353.0	18.6	2,207.1	149.8	0.0	0.0	0.0	41	0	0

Line Item Detail (1676)
Department of Revenue
Travel

Component: Treasury Division (121)

Line Number	Line Name		FY2022 Actuals	FY2023 Management Plan	FY2024 Governor
2000	Travel		8.4	18.6	18.6
Object Class	Servicing Agency	Explanation	FY2022 Actuals	FY2023 Management Plan	FY2024 Governor
2000 Travel Detail Totals			8.4	18.6	18.6
2000	In-State Employee Travel	Airfare, lodging, surface transportation, reimbursable travel costs, meals and incidentals	0.7	3.6	3.6
2002	Out of State Employee Travel	Airfare, lodging, surface transportation, reimbursable travel costs, meals and incidentals	7.7	15.0	15.0

Line Item Detail (1676)
Department of Revenue
Services

Component: Treasury Division (121)

Line Number	Line Name		FY2022 Actuals	FY2023 Management Plan	FY2024 Governor
3000	Services		974.2	2,207.1	2,207.1
Object Class	Servicing Agency	Explanation	FY2022 Actuals	FY2023 Management Plan	FY2024 Governor
3000 Services Detail Totals			974.2	2,207.1	2,207.1
3000	Education Services	Training, educational conferences, agency memberships, tuition, books and fees for work-related courses	7.3	10.0	10.0
3001	Financial Services	Accounting, auditing, and management/consulting services	298.9	929.3	1,012.4
3003	Information Technology	IT training, consulting, software licensing, software maintenance, and IT equipment leases	383.1	405.5	385.0
3004	Telecommunications	Local, long distance, cellular, television, data/network telecommunications equipment charges	0.9	14.4	1.2
3006	Delivery Services	Freight, courier services, and postage	0.0	0.5	0.5
3007	Advertising and Promotions	Legal notices for regulations and public hearings	0.0	8.4	1.0
3008	Utilities	Records and confidential material disposal	0.0	4.0	1.0
3009	Structure/Infrastructure/Land	Infrastructure maintenance and repairs, rentals, and leases	0.7	40.0	1.0
3010	Equipment/Machinery	Office furniture and equipment repairs, maintenance, rentals and leases	0.2	6.3	6.3
3011	Other Services	Professional management and consulting services; printing and copying services	0.0	16.0	16.0

Line Item Detail (1676)
Department of Revenue
Services

Component: Treasury Division (121)

Object Class	Servicing Agency	Explanation	FY2022 Actuals	FY2023 Management Plan	FY2024 Governor
3000 Services Detail Totals			974.2	2,207.1	2,207.1
3017	Inter-Agency Information Technology Non-Telecommunications	Admin - Department-wide Office of Information Technology (OIT) core services	31.8	144.6	144.6
3017	Inter-Agency Information Technology Non-Telecommunications	Admin - Department-wide OIT Licensing (SQL Rates)	2.0	2.0	2.0
3017	Inter-Agency Information Technology Non-Telecommunications	Admin - Department-wide OIT Server Hosting & Storage	4.5	4.5	4.5
3018	Inter-Agency Information Technology Telecommunications	Admin - Department-wide Office of Information Technology (OIT) telecommunications services	4.0	3.8	3.8
3020	Inter-Agency Building Maintenance	Trans - Department-wide Building maintenance performed by the Division of Facilities Services	0.0	1.5	1.5
3021	Inter-Agency Mail	Admin - Department-wide Central mailroom services including pickup and delivery of mail, postage, and mailing of state warrants	0.4	2.0	2.0
3022	Inter-Agency Human Resources	Admin - Department-wide Human resource and payroll services provided by the Division of Personnel	6.2	47.6	47.6
3023	Inter-Agency Building Leases	Trans - Department-wide Cost of space in state-owned facilities and private leases	54.0	54.0	54.0
3024	Inter-Agency Legal	Law - Department-wide State Bond Committee Support	67.7	281.0	281.0
3026	Inter-Agency Insurance	Admin - Department-wide Risk Management	0.3	0.4	0.4
3027	Inter-Agency Financial	Admin - Department-wide Division of Finance chargeback for IRIS FIN, HRM, and ALDER	22.0	14.6	14.6
3028	Inter-Agency Americans with Disabilities Act Compliance	Admin - Department-wide ADA compliance	0.1	1.0	1.0
3029	Inter-Agency Education/Training	Admin - Department-wide Training provided by state agencies – Shared Services of Alaska and Division of Finance training for procurement and ALDER reporting	0.3	1.0	1.0
3031	Inter-Agency Construction	Trans - Department-wide Construction work provided by the Division of Facilities Services	0.0	0.7	0.7
3038	Inter-Agency	Admin - Department-wide Investment auditing and consulting	16.0	24.0	24.0

Line Item Detail (1676)
Department of Revenue
Services

Component: Treasury Division (121)

Object Class	Servicing Agency	Explanation	FY2022 Actuals	FY2023 Management Plan	FY2024 Governor
3000 Services Detail Totals			974.2	2,207.1	2,207.1
Management/Consulting		services provided by Retirement & Benefits			
3038 Inter-Agency Management/Consulting	Rev - Administrative Services (125)	Support services provided by the Administrative Services Division, including IT, fiscal, budget, contract management, procurement, and legislative support	59.8	172.2	172.2
3038 Inter-Agency Management/Consulting	Rev - Commissioner's Office (123)	Support services provided by the Commissioner's Office	14.0	17.8	17.8

Line Item Detail (1676)
Department of Revenue
Commodities

Component: Treasury Division (121)

Line Number	Line Name		FY2022 Actuals	FY2023 Management Plan	FY2024 Governor
4000	Commodities		69.5	149.8	149.8
Object Class	Servicing Agency	Explanation	FY2022 Actuals	FY2023 Management Plan	FY2024 Governor
4000 Commodities Detail Totals			69.5	149.8	149.8
4000	Business	Business supplies including book and educational equipment and furniture; office supplies; desktop computers, printers and IT equipment less than \$5,000 per item; and subscriptions including electronic access to information	69.5	149.3	149.3
4002	Household/Institutional	Institutional supplies	0.0	0.5	0.5

Revenue Detail (1681)
Department of Revenue

Component: Treasury Division (121)

Revenue Type (OMB Fund Code) Revenue Source	Component	Comment	FY2022 Actuals	FY2023 Management Plan	FY2024 Governor
5007 I/A Rcpts (1007 I/A Rcpts)			5,580.9	7,174.1	8,308.0
5301 Inter-Agency Receipts	FishGm - Department-wide	Investment management services	180.7	180.7	152.7
5301 Inter-Agency Receipts	Rev - AK Retirement Management Board (2813)	RSA with the Alaska Retirement Management Board for investment management of pension funds	5,337.5	6,931.7	8,093.6
5301 Inter-Agency Receipts	Rev - Mental Health Trust Operations (1423)	Investment management services	59.7	59.7	59.7
5301 Inter-Agency Receipts	Trans - Department-wide	Investment management services	3.0	2.0	2.0

Inter-Agency Services (1682)
Department of Revenue

Component: Treasury Division (121)

	FY2022 Actuals	FY2023 Management Plan	FY2024 Governor
Component Totals	283.1	772.7	772.7
With Department of Administration	87.6	245.5	245.5
With Department of Transportation/Public Facilities	54.0	56.2	56.2
With Department of Law	67.7	281.0	281.0
With Department of Revenue	73.8	190.0	190.0

Object Class	Servicing Agency	Explanation	FY2022 Actuals	FY2023 Management Plan	FY2024 Governor
3017 Inter-Agency Information Technology Non-Telecommunications	Admin - Department-wide	Office of Information Technology (OIT) core services	31.8	144.6	144.6
3017 Inter-Agency Information Technology Non-Telecommunications	Admin - Department-wide	OIT Licensing (SQL Rates)	2.0	2.0	2.0
3017 Inter-Agency Information Technology Non-Telecommunications	Admin - Department-wide	OIT Server Hosting & Storage	4.5	4.5	4.5
3018 Inter-Agency Information Technology Telecommunications	Admin - Department-wide	Office of Information Technology (OIT) telecommunications services	4.0	3.8	3.8
3020 Inter-Agency Building Maintenance	Trans - Department-wide	Building maintenance performed by the Division of Facilities Services	0.0	1.5	1.5
3021 Inter-Agency Mail	Admin - Department-wide	Central mailroom services including pickup and delivery of mail, postage, and mailing of state warrants	0.4	2.0	2.0
3022 Inter-Agency Human Resources	Admin - Department-wide	Human resource and payroll services provided by the Division of Personnel	6.2	47.6	47.6
3023 Inter-Agency Building Leases	Trans - Department-wide	Cost of space in state-owned facilities and private leases	54.0	54.0	54.0
3024 Inter-Agency Legal	Law - Department-wide	State Bond Committee Support	67.7	281.0	281.0
3026 Inter-Agency Insurance	Admin - Department-wide	Risk Management	0.3	0.4	0.4
3027 Inter-Agency Financial	Admin - Department-wide	Division of Finance chargeback for IRIS FIN, HRM, and ALDER	22.0	14.6	14.6
3028 Inter-Agency Americans with Disabilities Act Compliance	Admin - Department-wide	ADA compliance	0.1	1.0	1.0

Inter-Agency Services (1682)
Department of Revenue

Component: Treasury Division (121)

Object Class		Servicing Agency	Explanation	FY2022 Actuals	FY2023 Management Plan	FY2024 Governor
3029	Inter-Agency Education/Training	Admin - Department-wide	Training provided by state agencies – Shared Services of Alaska and Division of Finance training for procurement and ALDER reporting	0.3	1.0	1.0
3031	Inter-Agency Construction	Trans - Department-wide	Construction work provided by the Division of Facilities Services	0.0	0.7	0.7
3038	Inter-Agency Management/Consulting	Admin - Department-wide	Investment auditing and consulting services provided by Retirement & Benefits	16.0	24.0	24.0
3038	Inter-Agency Management/Consulting	Rev - Administrative Services (125)	Support services provided by the Administrative Services Division, including IT, fiscal, budget, contract management, procurement, and legislative support	59.8	172.2	172.2
3038	Inter-Agency Management/Consulting	Rev - Commissioner's Office (123)	Support services provided by the Commissioner's Office	14.0	17.8	17.8

Personal Services Expenditure Detail
Department of Revenue

Scenario: FY2024 Governor (19867)
Component: Treasury Division (121)
RDU: Taxation and Treasury (510)

PCN	Job Class Title	Time Status	Retire Code	Barg Unit	Location	Salary Sched	Range / Step	Comp Months	Split / Count	Annual Salaries	COLA	Premium Pay	Annual Benefits	Total Costs	UGF Amount
04-0020	State Investment Officer	FT	A	XE	Juneau	99	22	12.0		210,963	0	0	96,874	307,837	15,761
04-5002	State Comptroller	FT	A	XE	Juneau	N05	27E / F	12.0		135,584	0	0	71,952	207,536	10,626
04-5005	State Investment Officer	FT	A	XE	Juneau	99	24	12.0		284,247	0	0	119,636	403,883	20,679
04-5007	Accountant 5	FT	A	SS	Juneau	99	22E / F	12.0		113,320	1,555	0	63,816	178,691	9,149
04-5008	Accountant 4	FT	A	GP	Juneau	205	20D / E	12.0		85,047	2,917	0	50,628	138,592	7,096
04-5010	Accountant 4	FT	A	SS	Juneau	205	20F / J	12.0		94,645	1,298	0	56,871	152,814	7,824
04-5011	State Investment Officer	FT	A	XE	Juneau	99	30	12.0		432,000	0	0	165,528	597,528	30,593
04-5012	State Investment Officer	FT	A	XE	Juneau	99	24	12.0		286,587	0	0	120,363	406,950	20,836
04-5013	State Investment Officer	FT	A	XE	Juneau	99	22	12.0		145,728	0	0	75,725	221,453	11,338
04-5018	Accounting Technician 3	FT	A	GP	Juneau	205	16M / N	12.0		81,929	2,810	0	49,468	134,207	6,871
04-5020	Accountant 3	FT	A	SS	Juneau	205	18D / E	12.0		78,218	1,073	0	50,762	130,053	6,659
04-5021	Accountant 5	FT	A	SS	Juneau	205	22D / E	12.0		102,457	1,406	0	59,776	163,639	8,378
04-5022	Operations Research Analyst	FT	A	GP	Juneau	205	21L	6.0	**	54,181	1,858	0	29,649	85,688	4,387
04-5024	State Investment Officer	FT	A	XE	Juneau	99	22	12.0		81,869	0	0	51,976	133,845	6,853
04-5025	State Investment Officer	FT	A	XE	Juneau	99	22	6.0	*	102,407	0	0	47,482	149,889	7,674
04-5029	State Investment Officer	FT	A	XE	Juneau	99	24	12.0		216,826	0	0	98,695	315,521	16,155
04-5030	State Investment Officer	FT	A	XE	Juneau	99	24	12.0		287,316	0	0	120,589	407,905	20,885
04-5032	State Investment Officer	FT	A	XE	Juneau	99	22	12.0		206,095	0	0	95,362	301,457	15,435
04-5033	State Investment Officer	FT	A	XE	Juneau	99	20	12.0		138,629	0	0	73,085	211,714	10,840
04-5037	State Investment Officer	FT	A	XE	Juneau	99	20	12.0		212,862	0	0	97,464	310,326	15,889
04-5039	Administrative Assistant 2	FT	A	GP	Juneau	205	14A / B	12.0		49,797	1,708	0	37,518	89,023	4,558
04-5040	State Investment Officer	FT	A	XE	Juneau	99	20	12.0		184,000	0	0	88,499	272,499	13,952
04-5042	State Investment Officer	FT	A	XE	Juneau	99	16	12.0		104,549	0	0	60,410	164,959	8,446
04-5043	State Investment Officer	FT	A	XE	Juneau	99	22	12.0		314,806	0	0	129,128	443,934	22,729
04-5044	State Investment Officer	FT	A	XE	Juneau	99	22	12.0		210,676	0	0	96,785	307,461	15,742
04-5045	Accountant 4	FT	A	GP	Juneau	205	20L / M	12.0		101,362	3,476	0	56,695	161,533	8,271
04-5046	Accountant 3	FT	A	GP	Juneau	205	18K / L	12.0		87,899	3,015	0	51,688	142,602	7,301
04-5047	Accountant 4	FT	A	GP	Juneau	205	20D / E	12.0		84,712	2,905	0	50,503	138,120	7,072
04-5049	Accountant 4	FT	A	GP	Juneau	205	20K	12.0		98,027	3,362	0	55,455	156,844	8,030
04-5053	Systems Programmer 2	FT	A	GG	Juneau	205	22A	12.0		85,215	2,923	0	50,690	138,828	7,108
04-8015	Office Assistant 2	FT	A	GP	Juneau	205	10A / B	12.0		39,444	1,353	0	33,668	74,465	3,813
04-9500	Admn OPS Mgr 1	FT	A	SS	Juneau	205	22D / E	12.0		101,994	1,399	0	59,604	162,997	8,345
04-X005	State Investment Officer	FT	A	XE	Juneau	99	18	12.0		163,734	0	0	82,205	245,939	12,592
04-X006	State Investment Officer	FT	A	XE	Juneau	99	22	12.0		248,190	0	0	108,437	356,627	18,259
04-X021	State Investment Officer	FT	A	XE	Juneau	99	22	12.0		198,356	0	0	92,958	291,314	14,915
04-X035	State Investment Officer	FT	A	XE	Juneau	99	18	12.0		89,512	0	0	54,818	144,330	7,390
04-X074	State Investment Officer	FT	A	XE	Juneau	99	22	12.0		184,000	0	0	88,499	272,499	13,952
04-X075	State Investment Officer	FT	A	XE	Juneau	99	22	12.0		184,000	0	0	88,499	272,499	13,952

Note: If a position is split, an asterisk (*) will appear in the Split/Count column. If the split position is also counted in the component, two asterisks (**) will appear in this column. [No valid job title] appearing in the Job Class Title indicates that the PCN has an invalid class code or invalid range for the class code effective date of this scenario.

Personal Services Expenditure Detail
Department of Revenue

Scenario: FY2024 Governor (19867)
Component: Treasury Division (121)
RDU: Taxation and Treasury (510)

PCN	Job Class Title	Time Status	Retire Code	Barg Unit	Location	Salary Sched	Range / Step	Comp Months	Split / Count	Annual Salaries	COLA	Premium Pay	Annual Benefits	Total Costs	UGF Amount
04-X084	State Investment Officer	FT	A	XE	Juneau	99	22	12.0		184,000	0	0	88,499	272,499	13,952
04-X086	State Investment Officer	FT	A	XE	Juneau	99	22	12.0		140,583	0	0	73,811	214,394	10,977
04-X089	State Investment Officer	FT	A	XE	Juneau	99	22	12.0		184,011	0	0	88,503	272,514	13,953
04-X090	State Investment Officer	FT	A	XE	Juneau	99	22	12.0		123,416	0	0	67,427	190,843	9,771
													Total Salary Costs:	6,513,193	
													Total COLA:	33,058	
													Total Premium Pay:	0	
													Total Benefits:	3,200,000	
													Total Pre-Vacancy:	9,746,251	
													Minus Vacancy Adjustment of 4.09%:	(398,435)	
													Total Post-Vacancy:	9,347,816	
													Plus Lump Sum Premium Pay:	5,184	
													Personal Services Line 100:	9,353,000	
Total Component Months:		492.0													

PCN Funding Sources:	Pre-Vacancy	Post-Vacancy	Percent
1004 General Fund Receipts	499,008	478,608	5.12%
1007 Interagency Receipts	7,626,487	7,314,709	78.26%
1017 Benefits Systems Receipts	4,873	4,674	0.05%
1027 International Airport Revenue Fund	125,727	120,587	1.29%
1066 Public School Trust Fund	544,815	522,543	5.59%
1169 PCE Endowment Fund	743,639	713,238	7.63%
1226 Alaska Higher Education Investment Fund	200,773	192,565	2.06%
Total PCN Funding:	9,745,321	9,346,924	100.00%

Lump Sum Funding Sources:	Amount	Percent
1226 General Fund Receipts	731	14.00%
1226 Interagency Receipts	4,231	82.00%
1226 Benefits Systems Receipts	73	1.00%
1226 International Airport Revenue Fund	16	0.00%
1226 PCE Endowment Fund	133	3.00%
Total Lump Sum Funding:	5,184	100.00%

Note: If a position is split, an asterisk (*) will appear in the Split/Count column. If the split position is also counted in the component, two asterisks (**) will appear in this column. [No valid job title] appearing in the Job Class Title indicates that the PCN has an invalid class code or invalid range for the class code effective date of this scenario.

Department of Revenue
Treasury Division (121)
 RDU: Taxation and Treasury (510)
 FY2024 Governor's Budget
 Position Totals: 41 PFT

