State of Alaska
FY2024 Governor's Operating Budget

University of Alaska

FY2024 Governor
Table of Contents

University of Alaska 3

Budget Reductions/Additions - Systemwide 22

RDU: UA System Office 30

Systemwide Services 39

Office of Information Technology 55

RDU: University of Alaska Anchorage 67

Anchorage Campus 82

Small Business Development Center 137

Kenai Peninsula College 145

Kodiak College 159

Matanuska-Susitna College 172

Prince William Sound College 186

RDU: University of Alaska Fairbanks 199

Fairbanks Campus 226

Bristol Bay Campus 289

Chukchi Campus 301

College of Rural and Community Development 312

Interior Alaska Campus 324

Kuskokwim Campus 337

Northwest Campus 349

UAF Community and Technical College 361

Education Trust of Alaska 373

RDU: University of Alaska Southeast 381

Juneau Campus 393

Ketchikan Campus 411

Sitka Campus 423

University of Alaska

Mission

University of Alaska System (UA)

The University of Alaska inspires learning, and advances and disseminates knowledge through teaching, research, and public service, emphasizing the North and its diverse peoples. AS 14.40.010, AS 14.40.060

University of Alaska Mission Statement
Board of Regents' Policy 01.01.010
Adopted 10-06-00

	Core Services (in priority order)	UGF	DGF	Other	Fed	Total	PFT	PPT	NP	% GF
1	Student Instruction	255,721.6	234,333.6	53,939.1	47,558.7	591,553.0	2,646.5	124.2	0.0	77.9%
2	Research: Advancing Knowledge, Basic and Applied	45,021.2	52,239.1	15,013.6	114,675.3	226,949.2	809.8	45.9	0.0	15.5%
3	Service: Sharing Knowledge to Address Community Needs	17,998.3	23,799.4	6,163.4	24,991.9	72,953.1	302.7	14.9	0.0	6.6%
	FY2023 Management Plan	**318,741.1**	**310,372.1**	**75,116.1**	**187,225.9**	**891,455.2**	**3,759.0**	**185.0**	**0.0**	

Measures by Core Service

(Additional performance information is available on the web at https://omb.alaska.gov/results.)

1. Student Instruction

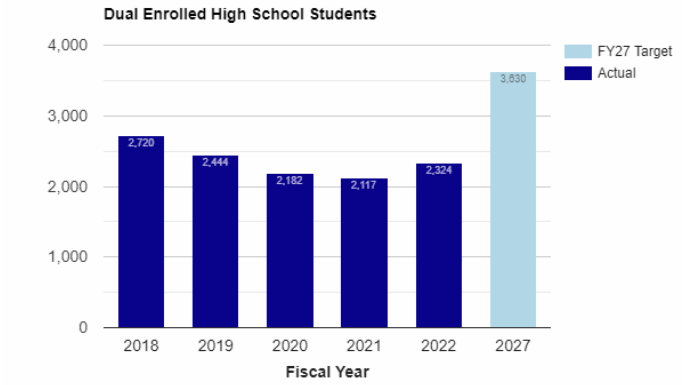

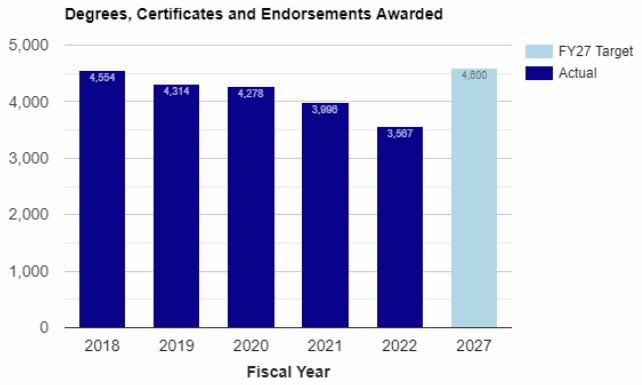

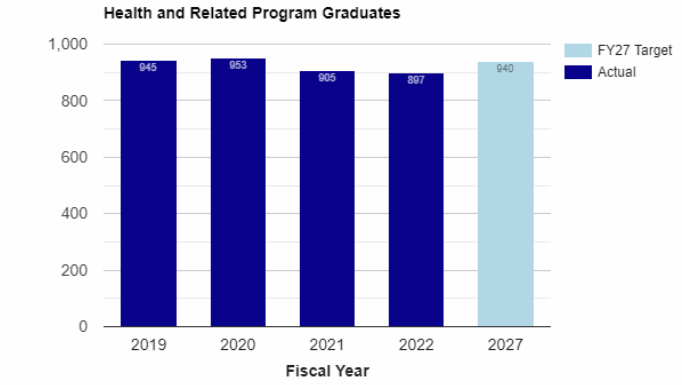

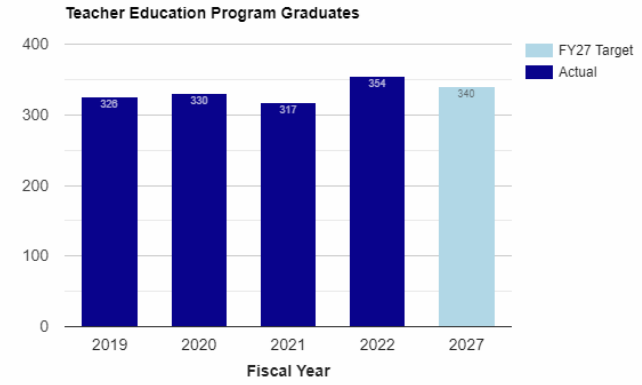

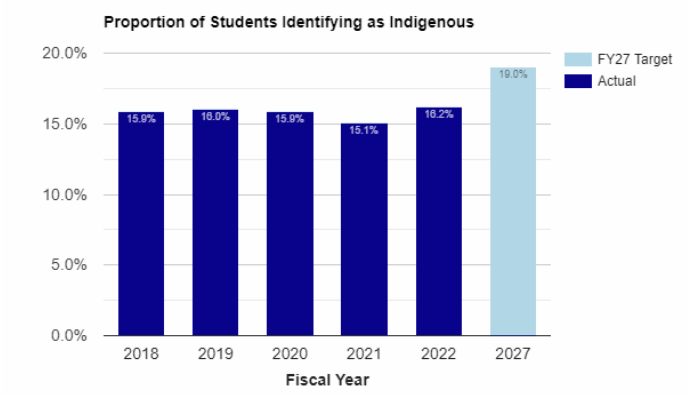

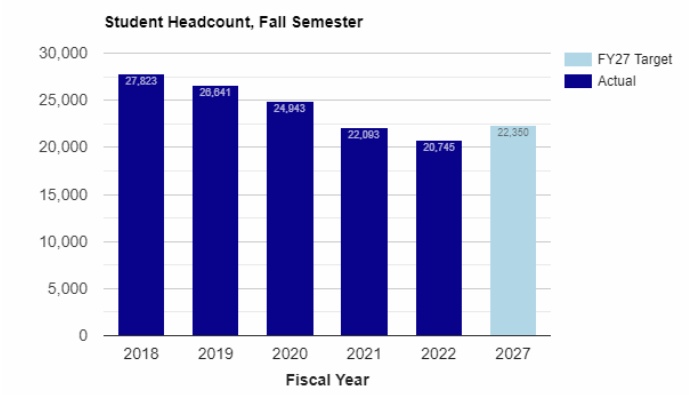

2. Research: Advancing Knowledge, Basic and Applied

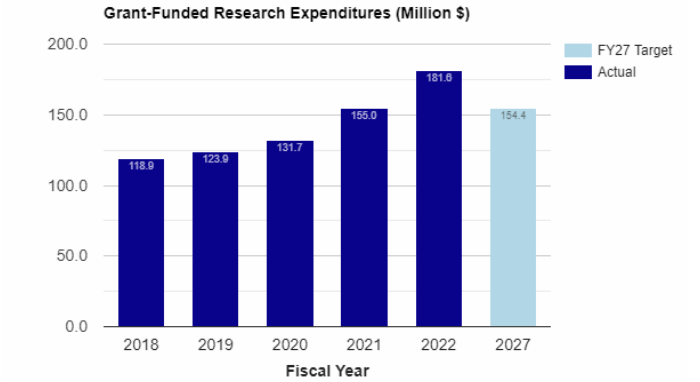

3. Service: Sharing Knowledge to Address Community Needs

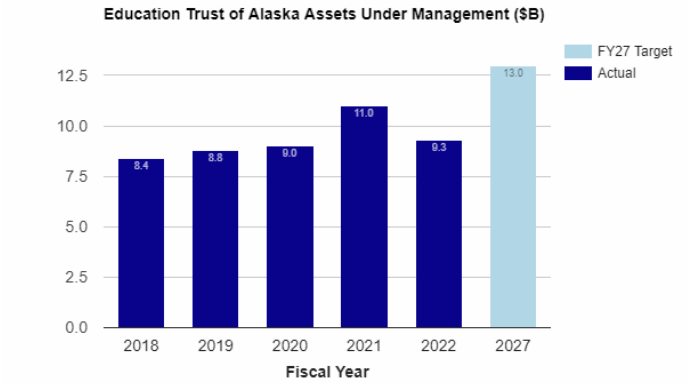

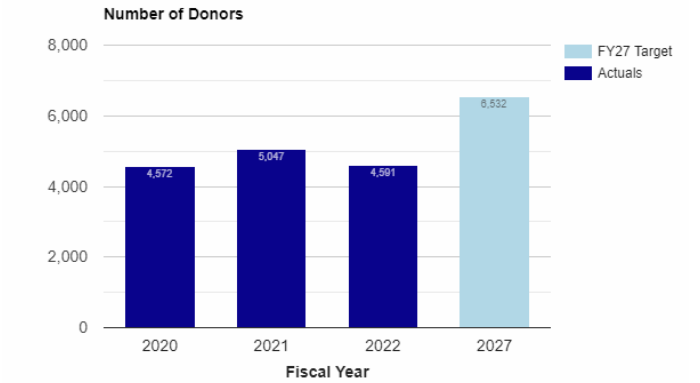

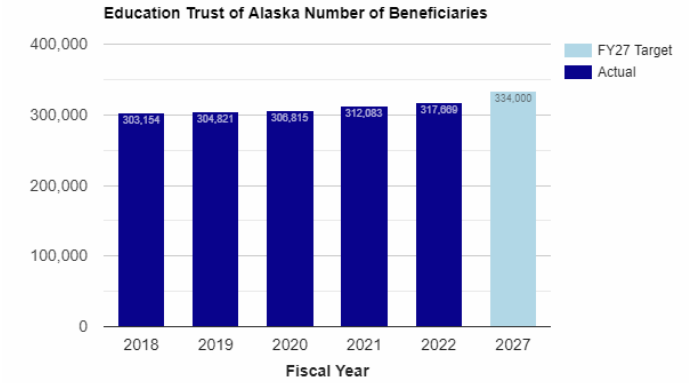

Major Department Accomplishments in 2022

Over the last few years, the University of Alaska (UA) has seen many changes which make it an appropriate time to re-examine goals, measures, and targets as UA looks to the future. This will be accomplished through five-year strategic guidance to establish and achieve UA goals that serve Alaska. In February 2022 the UA Board of Regents (BOR) approved the following five goals and priority focus areas:
Goals

- Contribute to Alaska's economic development, skilled workforce, and engaged citizenship
- Foster academic excellence for student success
- Grow our world-class research
- Operate cost-effectively
- Promote diversity, equity, and inclusion in students, faculty, and staff

Focus Areas

- Increase Student Enrollment through Retention in Degree Programs for Alaska's Workforce
- Develop Workforce and Focused Economic Development Initiatives
- Promote Arctic Policy, Research, and Leadership
- Strengthen Teacher Education through the Alaska College of Education Consortium
- Advance the Alaska Native Success Initiative
- Build Finance Industry Partnerships to Expand Business Workforce
- Increase Fisheries and Ocean Sciences Presence in Southeast Alaska
- Revise Business Models for Efficiency and Modernization

Educational Attainment

Credentials Awarded
The number of program credentials awarded fell 22 percent in the last five years and 11 percent in the last year, with a decline observed at each of the three universities. Some moderate declines in program completion numbers were anticipated as a result of overall enrollment levels dropping during the pandemic. However, recent degree award changes are anticipated to be temporary, with future growth expected as student enrollment stabilizes and rebounds.

The University of Alaska is fundamental to Alaska's economic recovery, delivering relevant programs that qualify graduates to take current and future jobs in the state. Of program graduates remaining in Alaska one year after graduation, 90 percent were employed in-state. About one in ten Alaska workers are graduates of University of Alaska Anchorage (UAA), University of Alaska Fairbanks (UAF), or University of Alaska Southeast (UAS).

The University of Alaska remains optimistic that improvement is on the horizon, as stabilized enrollment translates into increased program completions with investments aimed to improve student retention and offer more innovative and online program delivery options.

Student Headcount fall semester
Over the last five years, the fall semester student headcount dropped 25 percent. Seventy percent of the decline was associated with the global pandemic, occurring in FY2020 and FY2021.

Between fall semester FY2021 and FY2022, enrollment declined by six percent, a relative improvement from recent years. In FY2023, fall enrollment is projected to hold nearly steady with a 1.6 percent decline in headcount.

Over the last five years, student enrollment has declined due to fewer high school graduates entering postsecondary education, fewer programs, and budget uncertainty, coupled with significant enrollment losses from the onset of the pandemic. Bachelor’s degree seekers accounted for nearly half the decline; 2-year and shorter program degree seekers for more than one-quarter; and non-degree seeking students one-fifth. Graduate degree seekers had the least impact, accounting for less than five percent of the overall decrease.

Looking forward, the focus is on adding student enrollment, by continuing to foster new students as well as working with continuing students to encourage re-enrollment. The UA is committed to seeing this measure improve over the

next few years. To this end, internal reallocation investments have been made in marketing and recruitment; partnerships with K-12, including very successful options for dual enrollment; expansion of online programs; and innovative program delivery.

Workforce Development

Teacher Education Program Graduates
Alaska faces a critical shortage of qualified teachers, especially in rural Alaska. The practicum/student teaching portion of the licensure process was identified as a barrier to entry into the profession, due to the significant time involved in this critical training element with no compensation available for the time in the classroom. Living wages have been difficult for many, and this may have a significant impact on Alaska's future education workforce.

In an effort to strengthen Teacher Education, the UA Board of Regents established the Alaska College of Education Consortium (ACEC) in June of 2021. This consortium consists of the education schools at UAA, UAF and UAS, with the goal of providing a framework and mechanism for communication, collaboration, and resource/information sharing among the programs. The consortium is implementing strategies to increase enrollment and graduates, communicate the breadth of existing programs, assess Alaska's needs, and ensure that academic pathways and opportunities for students are maintained or expanded by ensuring that a full array of programs and services are available to educate students across Alaska and online through faculty in Schools of Education and affiliated programs at each university.

Performance has improved relatively quickly in this area, with the number of teacher education programs graduates growing 12 percent between FY2021 and FY2022. More than 350 credentials were awarded to graduates of teacher education programs in FY2022. The UA trained new and continuing K-12 educators, which are in high demand within Alaska, with nearly 90 percent working in Alaska within a year of graduating.

An unrestricted general fund investment of $1 million in FY2023, supporting teacher education internship scholarship programs, is expected to result in further near-term growth in teacher education program graduates in FY2023. These internship scholarships support students who are to graduate from a University of Alaska institution with a Bachelor’s degree, those who have not pursued a teaching degree as well as those students who have graduated with a 60-credit Associate of Arts degree or a 60-credit Associate of Applied Science in Early Childhood Education. Prioritization is given to funding for Alaska residency of 5+ years, with an intended internship in an off-road-system community. Program Goals include:

- Encourage new students to complete an initial licensure Bachelor’s degree or enter a postbaccalaureate program in the UA system
- Incentivize participation in a high-quality UA teacher preparation program that includes a yearlong internship under a qualified mentor
- Off-set program costs during the final two years of degree completion, and off-set living costs during the year-long internship of the initial licensure program
- Target individuals who can complete in two years, in order to show proof of concept

Health and Related Program Graduates
Alaska's healthcare costs are among the highest in the nation. One way to reduce down high costs is to grow our own healthcare workforce. The number of health and related program awards held relatively steady between FY2021 and FY2022, declining less than one percent. Some UA health programs operate on a rolling cohort cycle, which can result in annual peaks and drops in the total number of health and related graduates.

The UA's program participants are able to find jobs directly after graduation in high-demand health and related occupations necessary for Alaska's economic stability and growth. For example, about 90 percent of the UA nursing and certified nurse aid program graduates are working in Alaska within one year.

The healthcare field is facing significant expansion. A competent skilled workforce is indispensable to support the health of residents across Alaska, especially in rural Alaska. Health Care Clinicals provide valuable experience to students entering the industry, whether the occupation is as a Certified Nurse Assistant (CNA), Medical Assistant, Emergency Medical Technician (EMT), or Registered Nurse (RN). Unfortunately, living while learning to become a health professional has been a significant challenge.

An unrestricted general fund investment of $1 million in FY2023 is for paid healthcare clinicals, to provide support to the next generation of health professionals as healthcare clinicals further help Alaska. The clinical support will help balance payments for necessary expenses. This funding will aid in the further growth of UA trained healthcare professionals helping to meet health workforce needs.

Student Access

The University of Alaska continues to improve and expand access to higher education; key enrollment strategies include:

- Recruitment of new students (through financial aid leveraging, niche markets in western states, dual enrollment, and massive open online courses (MOOCs));
- Retaining existing students (advising interventions and academic success center);
- Promoting student success (living-learning communities and internships);
- Supporting workforce development (focusing on education, mariculture, health, and other community and technical college (CTC) niche programs);
- Outward facing activities (modernizing business models); and
- Explore ways to reduce textbook and material costs for students

Dual enrollment pathways, including Middle Colleges, the Alaska Advantage program, North Star Middle College, Alaska Native Science and Engineering Program (ANSEP) Acceleration Academies, and other programs, provide a great benefit to Alaskans by improving both high school graduation rates and smoothing pathways to a successful college career -- 56 percent of middle college graduates go on to enroll in a UA degree program. The UA is satisfying a growing demand for dual enrollment programs by offering an increasing number of accessible options for every Alaskan.

In the last year headcount of dual-enrolled high school students increased by ten percent, indicating a strong recovery from a temporary pandemic-related decline the prior two years. Internal reallocation investments focused on partnerships with K-12, including very successful options for dual enrollment; expansion of online programs; and innovative program delivery support for continued expansion of dual enrollment participation.

Continued state support of the Alaska Performance Scholarship (APS) and the Alaska Education Grant (AEG) is good for students and Alaska, as both programs are recognized to improve the college-going rate, preparedness for college, and retention and graduation rates for Alaska high school students. Significant, multi-year scholarship support is associated with an increased probability of graduation within six years for all students, with enhanced graduation rates for students who are better prepared for college.

Alaska's investment to modernize the UA's Student Information Systems (SIS) is underway. The SIS Steering Committee and the project team engaged with Strata Information Group (SIG) and more than 50 stakeholders across the University of Alaska to understand the following:

- Identify gaps between current UA business processes and industry best practices for the Banner Enterprise Resource Planning (ERP) system
- Identify potential quick wins through the implementation of existing baseline software capability
- Provide UA with the information necessary to evaluate and determine whether the Banner ERP system can meet UA's current and future business requirements

Participant feedback on the SIG engagement was highly favorable. The report provided a good overview of current market solutions and UA's best options to move forward, as well as specific near-term improvements to Banner processes that could be made. As a result, the decision was made to develop an Request for Proposal (RFP) with the intention of either evolving our current system and processes to meet our future needs or determining if there is a different system that is a better fit for UA.

The SIS Steering committee and project team are now focused on hiring activities to support the RFP development and prioritizing a list of 56+ potential opportunities to improve enrollment ahead of the implementation of a new system.

Campus Culture

The University of Alaska System, guided by the Board of Regents, is committed to improving the participation and success of Alaska Natives through educational achievement statewide and improving Alaska Native representation and success throughout the University of Alaska System. One key step in addressing and overcoming challenges is increasing the diversity of the entire system. An aspect of this is growing the proportion of indigenous students who attend the UA to meet or exceed the proportion of the overall Alaska population who identify as indigenous.

Currently, more than 16 percent of UA students identify as having at least some indigenous heritage, compared to more than 19 percent of the State of Alaska population. The proportion of indigenous students attending the UA has held relatively steady over the last five years, with an eight percent increase between FY2021 and FY2022. In the context of major enrollment declines for all students, performance on this measure has been positive.

The UA is committed to increasing Indigenous voices and presence across all levels of work, study and research. The UA has woven this commitment into strategies and goals at every level throughout the university system. Highlights from the Alaska Native Success Initiative (ANSI) strategic plan include:

- Develop and Implement Racial Equity and Cultural Safety Training - commit to developing and implementing a systemwide training module on racial equity and cultural safety, being responsive to Alaska Native cultures
- Increase Alaska Native Visual Representation - commit to sending intentional messaging of ANSI to amplify and support the universities' work to strengthen a sense of place through art, signage, and other visible media
- Publish an Annual Report on Alaska Native Success - commit to publishing an annual report on Alaska Native success at the UA, to capture qualitative and quantitative measures, to ensure transparency and accessibility
- Increase Awareness of Institutional Change in Messaging - commit to promoting ANSI efforts and progress, and will work with each university to share successes within the university system and the greater Alaska community
- Establish a Cabinet-level Alaska Native Position within the Office of the President - create an executive-level position to support Alaska Native success, with the goal of building a sustainable and functional department

ANSI accomplishments from across the UA System include:

- University of Anchorage
  Surveyed Alaska Native students, faculty, and staff to learn of representation priorities. Resulting from the survey, Indigenous place and space names are included in the facilities master plan to ensure belonging for Indigenous students, faculty, and staff. To promote a sense of belonging, UAA is developing an Alaska Native history training video for faculty, staff, and students, which will include Dena'ina place, space, plant, and animal names, all of which can be found on the Anchorage campus.

- University of Alaska Fairbanks
  In June 2022, the UA Board of Regents voted unanimously to grant formal project approval to the Troth Yeddha' Indigenous Center and Park. The UAF has since contracted with Bettisworth North to facilitate the schematic design. Fundraising for the facility was kick-started thanks to a generous $1 million donation from Kinross Alaska. Additionally, another $96 thousand in private donations was recently raised at a UA Foundation Board reception. The UAF formed a Legacy Committee to guide the Troth Yeddha' fundraising campaign.

- University of Alaska Southeast
  Began offering non-credit courses in Alaska Native languages free of charge, ensuring Indigenous People have access to learn their own language. Removing the barriers of cost is important in the work toward language revitalization and cultural healing. The UAS language course enrollment has gone up for both non-credit classes and for-credit classes. In 2011, enrollment was less than 50 students; now, enrollment is nearing 300. Partnership funding from Sealaska Heritage Institute is making this possible.

Safety and compliance are foundational issues at the University of Alaska. The UA ensures compliance with federal civil rights laws, working to prevent and address misconduct and discrimination under Title IX, Title VII, and the Americans with Disabilities Act among other laws. This also includes educating the UA community members to know how and when to report, efficiently and effectively addressing received reports, providing parties with appropriate supportive measures, implementing consistent processes across the university system, delivering quality student and employee sex and gender-based discrimination prevention training, and coalescing all of these efforts under federal guidance.

In 1996, congress approved section 529 of the Internal Revenue Code which allows families to save in a tax-advantaged way. The Education Trust of Alaska was formed by the University of Alaska in 2001 with the goal of

creating and offering high-quality 529 plans to help residents prepare for future education expenses. These plans are specialized savings vehicles that allow students and families to start saving for post-secondary education as early as possible. Contributions are invested in accounts that grow on a tax-deferred basis and are tax-free when used for qualified education expenses.

In its three 529 plans, the Alaska Education Trust currently holds more than $9 billion in assets invested for more than 300,000 beneficiaries across the country. Despite recent market volatility, the Trust has continued to increase its new account acquisitions. Assets under management for the Education Trust of Alaska were $9.3 billion at the close of FY2022, a decrease of about 15 percent from FY2021. Although investment returns last year were negative, assets under management in FY2022 represented growth of about 11 percent (about $1 billion) over the last five years.

Research

Grant-funded research expenditures reached an all-time high of $181.6 million in FY2022, growing 17 percent ($26.6 million) from FY2021 and 53 percent ($63.6 million) over the last five years. This performance level surpasses the University of Alaska Board of Regent's adopted FY2027 target for this mission area, with near-term performance growth expected to continue. FY2023 unrestricted general fund investment of $2 million in alternate energy, and other major multi-year investments in the areas of drone technology, rare earth minerals, heavy oil recovery, and other areas are anticipated to help fuel future expansion of grant-funded research.

Federally funded research activities at the University of Alaska Fairbanks drove nearly all the increase in the last year. Research and academic units bringing in more than $10.0 million in external grant-funded research revenue during FY2022 included the Geophysical Institute, College of Fisheries and Ocean Sciences, Institute for Arctic Biology, International Arctic Research Center, and Institute for Northern Engineering.

Scientific research is directly valuable to Alaskans because of investment in local economies and improvements in community life. A climate of innovation and collaboration also helps advance growth in research, creative works, and commercialization, as well as engaging undergraduate and graduate students, who continue to gain skills and knowledge in support of becoming tomorrow's leaders.

Economic Development

The University of Alaska’s partnerships help meet the workforce needs of Alaska. In addition to creating the workforce – UA’s research capacity is instrumental for Alaska’s industry. The UA’s researchers have 100 years of experience studying the Arctic, and are helping businesses plan for, adapt to, and compete for new opportunities in a changing climate. Examples include:

- Mariculture - is anticipated to be a $100 million industry in five years. The recent United States Department of Commerce award to Southeast Conference to advance a sustainable mariculture economy included $9.3 million for UA programs across the state that will train Alaskans and provide technical support to grow this emerging economy. The UA mariculture research which - among other things - will help Alaska understand how climate change factors could impact the industry, and how to establish kelp and seaweed farming stocks.

- Healthcare - In FY2022, 897 degrees were awarded across 50 programs leading to jobs in the clinical or behavioral health industries. Research shows that 91 percent of graduates in the health field found jobs in Alaska within one year.

- Mining - Over a ten-year period, 2,300 people graduated from one of 44 UA programs related to the mining industry, and Alaska needs more. The Institute of Social and Economic Research (ISER) reported that mining could employ 7,000 people by 2030. One reason is critical minerals. From mining operators to geological sciences – UA is providing a full suite of education and training for this industry. The Center for Mine Training at UAS offers mine simulators to give students a real feel for the job site. Faculty and students in UAA’s biology department are developing new green extractive processes for the mining industry.

- Critical Minerals – In August 2022, in partnership with state and congressional leaders, the UA hosted a summit to explore Alaska’s role in meeting the country’s need for a domestic supply of critical mineral resources. The race for clean energy technologies places Alaska at the center of United States demand to develop domestic

sources. Critical minerals are plentiful in Alaska – copper, lithium, nickel, cobalt, and rare earth elements – serve as essential components in clean energy technologies, from wind turbines and electricity networks to electric vehicles. Securing a domestic supply of critical minerals is essential for both the country's green energy goals and national defense.

- Oil and Gas - The UA operates 54 programs whose graduates are important to the oil and gas industry. More than half of those programs result in a certificate or associate degree. In a ten-year period, more than 3,600 people graduated from these programs and 76 percent were employed in Alaska within a year. The UA researchers believe the potential to recover billions of barrels of oil from existing fields, and through a partnership with the state and Hilcorp, the UA is working on a plan to make that happen.

- Travel and Tourism - The UA trains more than 125 pilots, aviation mechanics, air traffic controllers, and aviation administrators each year. Alaska Airlines has hired eight pilots who have graduated from UAA's program with nine more students currently enrolled in pilot training.

- The UAF's Alaska Center for Energy and Power partners with the industry to lower the cost of energy and develop Alaska's new energy future. In the past few months, staff and faculty have shared the latest findings about solar and wind potential in Kotzebue; small-scale nuclear reactors for rural communities; hydrokinetic energy potential for McGrath; and energy efficiency developments for homes and buildings that would benefit all of Alaska.

- Drone research is already changing how resource managers assess and plan businesses and monitor operations. The Alaska Center for Unmanned Aircraft Systems Integrations (ACUASI) continues to leverage beyond-visual-line-of-sight flight capability that sets the program apart from its peers. It is one of the first steps towards proving the ability of technology to prevent unmanned aircraft from colliding with manned aircraft and opening Alaska's airspace to routine unmanned aircraft operations.

On behalf of the State of Alaska (SoA), the University of Alaska was designated as the Implementing Entity to accept the State Small Business Credit Initiative (SSBCI) allocation. Through this process, UAA's Small Business Development Center (SBDC) was designated to oversee the SoA's SSBCI program.

The SSBCI allows states to build upon or create successful models for state small business lending programs. Alaska was eligible for $59 million of funding to be deployed statewide. With these funds, the SSBCI program objective is to deploy the funds to lending institutions and expand access to capital for small businesses emerging from the pandemic, build ecosystems of opportunity and entrepreneurship, and expand the creation of high-quality jobs. The program will begin accepting loan applications from borrowers in January 2023.

Philanthropy

The UA Foundation was established to solicit, manage, and invest donations for UA's exclusive benefit. It is a private nonprofit corporation that operates as a public foundation and operates on a fully self-support revenue model. It provides a critical service to students. More than 15 percent of degree recipients each year have been supported by scholarships administered by the UA Foundation. Nearly $5 million in student support was awarded in FY2022 alone.

The number of individuals and the amount contributed to the UA Foundation vary from year to year. Although the number of donors has been relatively steady, averaging between 4,500 and 5,000 for the last three years, the total amount donated each year has increased from about $25 million to around $40 million.

The University of Alaska Foundation, UAA, UAF, UAS, and UA System Office began UA's first systemwide philanthropic fundraising campaign in FY2017. The public launch of this campaign took place in March 2021, with the announcement of a total dollar goal of $200 million to be raised by the end of FY2025. This is a comprehensive fundraising campaign with all private support counted including outright gifts and pledges, planned gifts, and private grants.

As of October 2022, $205 million has been raised through generous contributions from individuals, corporations, and foundations to support students, faculty, and programs across the UA System. There have been more than 18,700 unique donors to the campaign, including more than 7,200 alumni donors. These private contributions are

predominately (more than 95 percent) designated by donors for specific restricted purposes such as scholarships, research, and supplemental programmatic support. Contributions cannot be directed to university operations or to replace budget reductions.

The University of Alaska Giving Day tradition, which launched in the fall of 2020, is a collaborative effort between the UA Foundation and the three universities. The 49 Hours for Alaska online event focused on the impact the universities make on thousands of lives and livelihoods across the state and encouraged philanthropic support for students, academic and training programs, and research.

Giving Day provides opportunities to engage the community and expand the system's donor base while increasing UA's brand awareness within and outside the state. Last year's event, held on November 9-10, 2021, was an even bigger success than the prior year, raising more than $1 million from more than 1,600 alumni, community members, corporate partners, faculty, and staff. Donations came from 41 states and 12 countries and were designated to support specific programs, scholarship funds, or research enterprises.

Effective and Efficient Use of Resources

The University of Alaska has put over 71 percent of the funding appropriated for deferred maintenance, renewal, and repurposing projects between FY2014 and FY2023 to work, taking the opportunity to reduce operating costs as part of each capital renewal project.

The University of Alaska campuses are actively managing space to increase utilization and to reduce the cost of facility ownership. Space management strategies being used are:

- Selling, leasing, or public-private-partnerships (P3) of facilities and land to provide a source of capital for reinvestment, reduce recurring asset maintenance costs and potentially reduce ownership risk.
- Reviewing space utilization and management strategies across campuses.
- Identifying facilities for possible demolition that are beyond their useful life.
- Identifying facilities for possible adaptive reuse.

At the September 1, 2022 Board of Regents Facilities and Land Management Committee meeting, UA administration reported on capital asset monetization opportunities. The identified properties present opportunities for the selling, leasing, or public private-partnerships (P3) of facilities and land to provide a source of capital, reduce maintenance costs and potentially reduce ownership. The UA currently has facilities listed for sale, while other properties are being examined for monetization opportunities. Examples include: University Lake and Annex buildings in Anchorage; Natural Sciences Research Lab in Juneau; and a potential power purchase agreement for the UAF Combined Heat and Power Plant in Fairbanks.

The University of Alaska is making progress on a remedy to its historic land grant deficit, the late Congressman Young and Alaska's United States Senators introduced legislation (University of Alaska Fiscal Foundation Act) to address UA's unfair land-grant land allocation. In short, the bill establishes a federal program that would permit the State of Alaska to allocate up to 360,000 acres of federal land provided to the state that would be conveyed to UA. Passage of this federal legislation is necessary to overcome legal issues surrounding an Alaska Supreme Court ruling. The bill has passed the Senate Energy and Natural Resources Committee and now needs a House Member to advocate for the bill so it can move through the chamber's legislative process.

Technology

House Bill 363 (HB363) was signed into law on August 9, 2022, and established the State Broadband Office. This is the first step in preparing Alaska to engage with the federal government to start the process of evaluating and applying for the Infrastructure Investment and Jobs Act (IIJA) of the Bipartisan Infrastructure Law (BIL). The next steps are for the state to work with the Federal Communications Commission (FCC) on fabric mapping and service delivery areas, as this will be the foundation upon which awards will be made.

The University of Alaska is working with Alaskan telecom industry partners to identify workforce development opportunities and what role the University will play in training telecommunications workers to build, operate, and maintain new broadband infrastructure. Additionally, the Alaska Center for Unmanned Aircraft Systems Integration (ACUASI) has identified that broadband is a critical component in growing its programs and partnership with the

Alaska Department of Transportation and Public Facilities (ADOT&PF) on statewide aviation initiatives.

Awards for the National Telecommunications and Information Administration (NTIA) Connecting Minority Communities Pilot Program are beginning to be announced on a rolling basis. The UAF applied for a $3 million grant to span two years of augmenting connectivity capacity and providing additional support for our rural community college locations. Additionally, there has been additional federal funding put towards the Affordable Connectivity Program, which provides discounts to households that meet eligibility requirements, including current-year Pell Grant recipients.

Key Department Challenges

Enrollment

The University of Alaska is emerging from the impacts COVID-19 pandemic and several years of budget reductions that led to significant enrollment declines. For Fall 2022, enrollment was down only one percent when compared to Fall 2021, with a five percent increase in enrollment of newly admitted students (freshmen and transfers). The University of Alaska universities continue to expand their online offerings and their partnerships with school districts leading to more dual enrollment opportunities for students.

Alaska has historically had one of the lowest college-going rates in the nation and consistently ranks last or second to last of all 50 states in the percentage of high school graduates going to college immediately after high school. The UA and the State of Alaska Department of Education and Early Development have a common goal of increasing the proportion of Alaska high school graduates who go on to college directly after graduating, however observable progress has been difficult to achieve. Within one year of graduation, 37 percent of Alaska public high school graduates (class of 2020) enrolled in college, this is down from 41 percent for the class of 2019 (Alaska Higher Education Almanac https://acpe.alaska.gov/Portals/3/OTHER/Pubs/Almanac2022.pdf) For comparison, the national average for the percent of graduates going directly to college following high school was 63 percent (class of 2020), this is down from 68 percent for the class of 2010. (National Center for Education Statistics https://nces.ed.gov/programs/coe/indicator_cpa.asp)

In addition, as of 2022, 39 percent of Alaskans have at least an associate degree, an improvement over 2018, but still below the national average of 43.8 percent. Overall, 55 percent of Alaskans have some post-secondary attainment (including short-term credentials) and the state is making progress toward its goal of 65 percent by 2025. (AlaskaCan! https://65by2025.org/metrics/).

Technology

Significant efforts continue to improve the University's cyber security posture. This is a critical focus area as institutions of higher education have become primary targets due to research activities and the possession of significant amounts of Personally identifiable information (PII) and other sensitive information and regulated data. Working with each university, the System Office of Information Technology (OIT) has planned and/or implemented several improvements to better protect UA's students, employees, and sensitive data.

Improvements include better account and information systems security and better detection and response to malicious activity. Ten new or expanded cyber security tools/capabilities were also introduced over the past 18 months or are in an active procurement/implementation phase. Two external providers were also engaged this past quarter to conduct gap assessments of aspects of UA's security. These activities identified various gaps, which the team is working to remediate. The team is also developing UA's formal information security and assurance program, which we expect to finalize in the next six months.

The University of Alaska has a significant cost burden to provide very limited bandwidth to several community campuses due to the high cost of service in rural areas. The University does not meet the 25 megabits "minimum bandwidth" standard for most K-12 institutions across Alaska. Unlike K-12 and libraries, the University is not eligible to receive Universal Service Administration Company (USAC) funding, also known as e-rate. This federal program typically provides up to a 90 percent subsidy for contractual services to eligible entities.

The UA's top five most impacted rural community campus locations are in Kotzebue, Nome, Bethel, Dillingham, and

Ft. Yukon, due to the high cost of service on a per megabit basis. Symmetric bandwidth (i.e. 25mb upload/25mb download) is required to ensure functionality and performance for real-time interactive usage such as instruction delivery, public outreach, and administrative use.

To provide adequate, functional, and reliable connectivity to rural community campuses, broadband network capacity needs to be increased to drive the academic mission to enable interactive remote learning, improve student engagement and expand research. Due to the high cost of service, rural community campuses typically have only ten percent of the broadband capacity compared to urban community campuses; increasing broadband capacity will reduce this digital divide and move towards parity for all University students in Alaska regardless of residence location.

Financial

The University of Alaska continues to request sustained capital funding to protect and maintain its aging physical assets. Aging facilities and functional obsolescence detract from student recruitment and retention. Although UA has worked to reduce its footprint by selling or demolishing underutilized facilities, the need for a continual state capital investment is critical to UA's ability to offer students a functional, modern, and safe learning environment.

The University of Alaska is responsible for maintaining facilities and infrastructure across the state, with nearly 400 facilities totaling 7.9 million gross square feet, an average age of 35.2 years, an inflation-adjusted value of $4.9 billion, and a deferred maintenance/renewal & repurposing (DM/R&R) backlog of over $1.5 billion. Annual funding is necessary to preserve these important state assets.

Due to many years of unfunded deferral of critical capital projects, there is increasing risk and evidence of building closures. There have been numerous unplanned closures causing significant hardship on student learning and research activities, as well as the associated lost productivity of university students, faculty/researchers, and staff.

Significant Changes in Results to be Delivered in FY2024

The University of Alaska has been developing a long-term plan focused on providing a high-quality student experience, building areas of national prominence, supporting the state's economic recovery, and strengthening close partnerships with businesses and state agencies.

Financial stability is an essential requirement for universities to focus on key state needs and address student demand in areas such as teacher education, business/accounting, engineering, and career/workforce training.

Despite challenges, University of Alaska is committed to seeing enrollment and completion rates improve over the next few years. To this end, investments have been made in marketing and recruitment; partnerships with K-12, including very successful options for dual enrollment; expansion of online programs; and innovative program delivery. Enrollment is key to serving Alaska and its workforce needs. The state's investment to modernize University of Alaska's student-facing information technology systems is a critical component to facilitating student recruitment, retention, and success for the three universities.

Currently, the system is planning its third annual University of Alaska Giving Day, 49 Hours for Alaska, which will be held in February 2023. Last year's online giving day was a tremendous success, raising more than $1 million in 49 hours from over 1,600 alumni, community members, corporate partners, faculty, and staff.

The University of Alaska will continue the "Did You Know?" series to highlight the breadth, excellence, and collaboration of programs across the University of Alaska system. These messages will help communicate stability, confidence, and trust in the universities' programs; elevate the value of higher education in the state, and increase enrollment in higher education. https://www.alaska.edu/news/did-you-know/

The University of Alaska launched a three-year public awareness campaign to enhance the overall reputation of the university system and educate Alaskans about the university's role in fueling the economy and providing Alaska with an educated and well-trained workforce. The University of Alaska is here to empower Alaska. https://empower.alaska.edu/

Contact Information

President: Pat Pitney
Phone: (907) 450-8000
E-mail: ua.president@alaska.edu

Vice President, University Relations: Michelle Rizk
Phone: (907) 450-8187
E-mail: marizk@alaska.edu

FY2024 Capital Budget Request

Project Title	Unrestricted Gen (UGF)	Designated Gen (DGF)	Other Funds	Federal Funds	Total Funds
UA Drones	10,000,000	0	0	0	10,000,000
UAA Alaska Leaders Archives and Consortium Library Renovation	0	6,000,000	0	0	6,000,000
UAA Health Workforce Diversity Expansion Project Phase 2 (WWAMI)	2,000,000	0	0	0	2,000,000
UAF University Park Early Childhood Development Center	0	2,500,000	0	0	2,500,000
Department Total	**12,000,000**	**8,500,000**	**0**	**0**	**20,500,000**

This is an appropriation level summary only. For allocations and the full project details see the capital budget.

Summary of Department Budget Changes by RDU

From FY2023 Management Plan to FY2024 Governor

All dollars shown in thousands

	Unrestricted Gen (UGF)	Designated Gen (DGF)	Other Funds	Federal Funds	Total Funds
FY2023 Management Plan	**318,741.1**	**310,372.1**	**75,116.1**	**187,225.9**	**891,455.2**
One-time items:					
-Univ of Alaska Anchorage	-2,100.0	0.0	-1,698.1	0.0	-3,798.1
-Univ of Alaska Fairbanks	-25,800.0	0.0	0.0	0.0	-25,800.0
-Univ of Alaska Southeast	-2,250.0	0.0	0.0	0.0	-2,250.0
Adjustments which continue current level of service:					
-UA System Office	986.4	7.6	0.0	0.0	994.0
-Univ of Alaska Anchorage	4,886.6	503.7	2,092.5	100.0	7,582.8
-Univ of Alaska Fairbanks	5,928.2	820.7	0.0	1,000.0	7,748.9
-Enterprise Entities	0.0	21.1	0.0	0.0	21.1
-Univ of Alaska Southeast	998.1	87.9	0.0	0.0	1,086.0
Proposed budget increases:					
-Univ of Alaska Anchorage	48.0	534.0	0.0	0.0	582.0
FY2024 Governor	**301,438.4**	**312,347.1**	**75,510.5**	**188,325.9**	**877,621.9**

Department Totals
University of Alaska

Description	FY2022 Actuals	FY2023 Conference Committee	FY2023 Authorized	FY2023 Management Plan	FY2024 Governor	FY2023 Management Plan vs FY2024 Governor	
Department Totals	885,892.1	893,791.1	891,455.2	891,455.2	877,621.9	-13,833.3	-1.6%
Objects of Expenditure:							
71000 Personal Services	437,654.0	450,443.3	450,254.4	504,581.5	519,821.8	15,240.3	3.0%
72000 Travel	8,888.6	14,172.4	14,172.4	14,519.8	14,519.8	0.0	
73000 Services	270,192.5	300,936.4	298,789.4	236,738.1	207,914.5	-28,823.6	-12.2%
74000 Commodities	63,260.9	56,935.8	56,935.8	64,338.3	64,088.3	-250.0	-0.4%
75000 Capital Outlay	43,135.0	14,323.8	14,323.8	15,805.0	15,805.0	0.0	0.0%
77000 Grants, Benefits	45,989.4	32,663.0	32,663.0	32,522.6	32,522.6	0.0	0.0%
78000 Miscellaneous	16,771.7	24,316.4	24,316.4	22,949.9	22,949.9	0.0	0.0%
Funding Source:							
1002 Fed Rcpts (Fed)	166,504.2	187,225.9	187,225.9	187,225.9	188,325.9	1,100.0	0.6%
1003 G/F Match (UGF)	4,777.3	4,777.3	4,777.3	4,777.3	4,777.3	0.0	0.0%
1004 Gen Fund (UGF)	267,150.4	315,393.9	313,058.0	313,058.0	295,755.3	-17,302.7	-5.5%
1007 I/A Rcpts (Other)	13,991.1	11,116.0	11,116.0	11,116.0	11,116.0	0.0	0.0%
1037 GF/MH (UGF)	669.6	905.8	905.8	905.8	905.8	0.0	0.0%
1048 Univ Rcpt (DGF)	279,833.9	304,203.8	304,203.8	304,203.8	306,178.8	1,975.0	0.6%
1061 CIP Rcpts (Other)	1,678.0	4,181.0	4,181.0	4,181.0	4,181.0	0.0	0.0%
1092 MHTAAR (Other)	1,563.4	1,698.1	1,698.1	1,698.1	2,092.5	394.4	23.2%
1151 VoTech Ed (DGF)	6,095.0	6,167.3	6,167.3	6,167.3	6,167.3	0.0	0.0%
1174 UA I/A (Other)	112,033.0	58,121.0	58,121.0	58,121.0	58,121.0	0.0	0.0%
1234 LicPlates (DGF)	0.0	1.0	1.0	1.0	1.0	0.0	0.0%
1265 COVID Fed (Fed)	31,596.2	0.0	0.0	0.0	0.0	0.0	0.0%
Totals:							
Unrestricted Gen (UGF)	272,597.3	321,077.0	318,741.1	318,741.1	301,438.4	-17,302.7	-5.4%
Designated Gen (DGF)	285,928.9	310,372.1	310,372.1	310,372.1	312,347.1	1,975.0	0.6%
Other Funds	129,265.5	75,116.1	75,116.1	75,116.1	75,510.5	394.4	0.5%
Federal Funds	198,100.4	187,225.9	187,225.9	187,225.9	188,325.9	1,100.0	0.6%
Positions:							
Permanent Full Time	3,759	3,759	3,759	3,759	3,759	0	0.0%
Permanent Part Time	185	185	185	185	185	0	0.0%
Non Permanent	0	0	0	0	0	0	0.0%

Component Summary Unrestricted General Funds Only

University of Alaska

Results Delivery Unit/ Component	FY2022 Actuals	FY2023 Conference Committee	FY2023 Authorized	FY2023 Management Plan	FY2024 Governor	FY2023 Management Plan vs FY2024 Governor	
Budget Reductions/Additions							
Systemwide Reduction/Additions	0.0	29,800.0	29,800.0	0.0	0.0	0.0	0.0%
RDU Totals:	**0.0**	**29,800.0**	**29,800.0**	**0.0**	**0.0**	**0.0**	**0.0%**
UA System Office							
Systemwide Services	5,974.7	6,458.9	6,458.9	9,250.5	9,956.4	705.9	7.6%
Office of Information Technology	3,765.1	4,896.1	4,896.1	6,698.0	6,978.5	280.5	4.2%
RDU Totals:	**9,739.8**	**11,355.0**	**11,355.0**	**15,948.5**	**16,934.9**	**986.4**	**6.2%**
University of Alaska Anchorage							
Anchorage Campus	83,622.4	89,446.1	88,610.2	92,662.1	94,807.1	2,145.0	2.3%
Small Business Dev Center	959.6	959.6	959.6	959.6	959.6	0.0	0.0%
Kenai Peninsula College	0.0	6,430.5	6,430.5	6,414.9	6,672.2	257.3	4.0%
Kodiak College	0.0	2,351.3	2,351.3	2,349.4	2,436.3	86.9	3.7%
Matanuska-Susitna College	0.0	4,682.3	4,682.3	4,658.7	4,877.4	218.7	4.7%
Prince Wm Sound College	0.0	2,725.9	2,725.9	2,719.0	2,845.7	126.7	4.7%
RDU Totals:	**84,582.0**	**106,595.7**	**105,759.8**	**109,763.7**	**112,598.3**	**2,834.6**	**2.6%**
University of Alaska Fairbanks							
Fairbanks Campus	120,737.7	129,336.8	129,336.8	152,652.1	132,070.0	-20,582.1	-13.5%
Bristol Bay Campus	0.0	1,145.0	1,145.0	1,122.0	1,151.0	29.0	2.6%
Chukchi Campus	0.0	640.4	640.4	620.1	640.6	20.5	3.3%
College of Rural and Comm Dev	0.0	4,843.7	4,843.7	4,830.1	5,009.4	179.3	3.7%
Interior Alaska Campus	0.0	1,360.0	1,360.0	1,320.4	1,379.7	59.3	4.5%
Kuskokwim Campus	0.0	2,451.3	2,451.3	2,369.9	2,471.6	101.7	4.3%
Northwest Campus	0.0	1,221.2	1,221.2	1,184.9	1,236.5	51.6	4.4%
UAF Community and Tech College	5,000.2	4,941.9	4,941.9	4,932.3	5,201.2	268.9	5.5%
RDU Totals:	**125,737.9**	**145,940.3**	**145,940.3**	**169,031.8**	**149,160.0**	**-19,871.8**	**-11.8%**
University of Alaska Anchorage CC							
Kenai Peninsula College	6,289.1	0.0	0.0	0.0	0.0	0.0	0.0%
Kodiak College	2,303.3	0.0	0.0	0.0	0.0	0.0	0.0%
Matanuska-Susitna College	4,568.7	0.0	0.0	0.0	0.0	0.0	0.0%
Prince Wm Sound College	2,666.7	0.0	0.0	0.0	0.0	0.0	0.0%
RDU Totals:	**15,827.8**	**0.0**	**0.0**	**0.0**	**0.0**	**0.0**	**0.0%**
University of Alaska Fairbanks CC							
Bristol Bay Campus	1,204.8	0.0	0.0	0.0	0.0	0.0	0.0%
Chukchi Campus	655.6	0.0	0.0	0.0	0.0	0.0	0.0%
College of Rural and Comm Dev	4,331.6	0.0	0.0	0.0	0.0	0.0	0.0%
Interior Alaska Campus	1,381.8	0.0	0.0	0.0	0.0	0.0	0.0%
Kuskokwim Campus	2,510.7	0.0	0.0	0.0	0.0	0.0	0.0%
Northwest Campus	1,190.7	0.0	0.0	0.0	0.0	0.0	0.0%
RDU Totals:	**11,275.2**	**0.0**	**0.0**	**0.0**	**0.0**	**0.0**	**0.0%**
University of Alaska Southeast							
Juneau Campus	21,896.4	23,212.1	21,712.1	17,845.8	18,626.1	780.3	4.4%
Ketchikan Campus	1,602.9	1,899.8	1,899.8	2,274.4	1,879.6	-394.8	-17.4%
Sitka Campus	1,935.3	2,274.1	2,274.1	3,876.9	2,239.5	-1,637.4	-42.2%
RDU Totals:	**25,434.6**	**27,386.0**	**25,886.0**	**23,997.1**	**22,745.2**	**-1,251.9**	**-5.2%**

Component Summary Unrestricted General Funds Only

University of Alaska

Results Delivery Unit/ Component	FY2022 Actuals	FY2023 Conference Committee	FY2023 Authorized	FY2023 Management Plan	FY2024 Governor	FY2023 Management Plan vs FY2024 Governor	
Unrestricted Gen (UGF):	272,597.3	321,077.0	318,741.1	318,741.1	301,438.4	-17,302.7	-5.4%
Designated Gen (DGF):	0.0	0.0	0.0	0.0	0.0	0.0	0.0%
Other Funds:	0.0	0.0	0.0	0.0	0.0	0.0	0.0%
Federal Funds:	0.0	0.0	0.0	0.0	0.0	0.0	0.0%
Total Funds:	**272,597.3**	**321,077.0**	**318,741.1**	**318,741.1**	**301,438.4**	**-17,302.7**	**-5.4%**

Component Summary All Funds
University of Alaska

Results Delivery Unit/ Component	FY2022 Actuals	FY2023 Conference Committee	FY2023 Authorized	FY2023 Management Plan	FY2024 Governor	FY2023 Management Plan vs FY2024 Governor	
Budget Reductions/Additions							
Systemwide Reduction/Additions	0.0	30,755.2	30,755.2	1.0	1.0	0.0	0.0%
RDU Totals:	**0.0**	**30,755.2**	**30,755.2**	**1.0**	**1.0**	**0.0**	**0.0%**
UA System Office							
Systemwide Services	33,598.2	30,037.0	30,037.0	32,987.1	33,700.6	713.5	2.2%
Office of Information Technology	14,749.8	16,377.7	16,377.7	18,179.6	18,460.1	280.5	1.5%
RDU Totals:	**48,348.0**	**46,414.7**	**46,414.7**	**51,166.7**	**52,160.7**	**994.0**	**1.9%**
University of Alaska Anchorage							
Anchorage Campus	247,399.3	244,619.5	243,783.6	246,612.4	250,248.6	3,636.2	1.5%
Small Business Dev Center	2,810.1	3,684.6	3,684.6	3,684.6	3,684.6	0.0	0.0%
Kenai Peninsula College	0.0	16,345.8	16,345.8	16,402.0	16,684.9	282.9	1.7%
Kodiak College	0.0	5,606.7	5,606.7	5,563.3	5,657.2	93.9	1.7%
Matanuska-Susitna College	0.0	13,461.2	13,461.2	13,490.8	13,709.6	218.8	1.6%
Prince Wm Sound College	0.0	6,311.6	6,311.6	6,298.4	6,433.3	134.9	2.1%
RDU Totals:	**250,209.4**	**290,029.4**	**289,193.5**	**292,051.5**	**296,418.2**	**4,366.7**	**1.5%**
University of Alaska Fairbanks							
Fairbanks Campus	472,055.2	418,887.5	418,887.5	445,031.0	426,159.1	-18,871.9	-4.2%
Bristol Bay Campus	0.0	4,012.3	4,012.3	3,927.9	3,977.4	49.5	1.3%
Chukchi Campus	0.0	2,218.0	2,218.0	2,177.7	2,205.8	28.1	1.3%
College of Rural and Comm Dev	0.0	9,268.6	9,268.6	8,380.0	8,575.8	195.8	2.3%
Interior Alaska Campus	0.0	5,266.7	5,266.7	4,674.4	4,762.2	87.8	1.9%
Kuskokwim Campus	0.0	6,349.9	6,349.9	5,544.5	5,669.8	125.3	2.3%
Northwest Campus	0.0	4,981.5	4,981.5	4,689.6	4,753.1	63.5	1.4%
UAF Community and Tech College	11,000.9	12,466.5	12,466.5	12,437.6	12,708.4	270.8	2.2%
RDU Totals:	**483,056.1**	**463,451.0**	**463,451.0**	**486,862.7**	**468,811.6**	**-18,051.1**	**-3.7%**
Enterprise Entities							
Education Trust of Alaska	4,097.6	4,239.8	4,239.8	5,648.8	5,669.9	21.1	0.4%
RDU Totals:	**4,097.6**	**4,239.8**	**4,239.8**	**5,648.8**	**5,669.9**	**21.1**	**0.4%**
University of Alaska Anchorage CC							
Kenai Peninsula College	11,946.2	0.0	0.0	0.0	0.0	0.0	0.0%
Kodiak College	3,125.6	0.0	0.0	0.0	0.0	0.0	0.0%
Matanuska-Susitna College	9,061.2	0.0	0.0	0.0	0.0	0.0	0.0%
Prince Wm Sound College	5,109.3	0.0	0.0	0.0	0.0	0.0	0.0%
RDU Totals:	**29,242.3**	**0.0**	**0.0**	**0.0**	**0.0**	**0.0**	**0.0%**
University of Alaska Fairbanks CC							
Bristol Bay Campus	2,351.1	0.0	0.0	0.0	0.0	0.0	0.0%
Chukchi Campus	1,301.4	0.0	0.0	0.0	0.0	0.0	0.0%
College of Rural and Comm Dev	7,543.9	0.0	0.0	0.0	0.0	0.0	0.0%
Interior Alaska Campus	3,237.5	0.0	0.0	0.0	0.0	0.0	0.0%
Kuskokwim Campus	5,023.3	0.0	0.0	0.0	0.0	0.0	0.0%
Northwest Campus	2,117.6	0.0	0.0	0.0	0.0	0.0	0.0%
RDU Totals:	**21,574.8**	**0.0**	**0.0**	**0.0**	**0.0**	**0.0**	**0.0%**
University of Alaska Southeast							
Juneau Campus	40,188.1	46,378.3	44,878.3	41,068.8	41,910.1	841.3	2.0%
Ketchikan Campus	4,015.4	5,218.9	5,218.9	5,627.3	5,241.0	-386.3	-6.9%

Component Summary All Funds
University of Alaska

Results Delivery Unit/ Component	FY2022 Actuals	FY2023 Conference Committee	FY2023 Authorized	FY2023 Management Plan	FY2024 Governor	FY2023 Management Plan vs FY2024 Governor	
Sitka Campus	5,160.4	7,303.8	7,303.8	9,028.4	7,409.4	-1,619.0	-17.9%
RDU Totals:	**49,363.9**	**58,901.0**	**57,401.0**	**55,724.5**	**54,560.5**	**-1,164.0**	**-2.1%**
Unrestricted Gen (UGF):	272,597.3	321,077.0	318,741.1	318,741.1	301,438.4	-17,302.7	-5.4%
Designated Gen (DGF):	285,928.9	310,372.1	310,372.1	310,372.1	312,347.1	1,975.0	0.6%
Other Funds:	129,265.5	75,116.1	75,116.1	75,116.1	75,510.5	394.4	0.5%
Federal Funds:	198,100.4	187,225.9	187,225.9	187,225.9	188,325.9	1,100.0	0.6%
Total Funds:	**885,892.1**	**893,791.1**	**891,455.2**	**891,455.2**	**877,621.9**	**-13,833.3**	**-1.6%**
Permanent Full Time:	3,759	3,759	3,759	3,759	3,759	0	0.0%
Permanent Part Time:	185	185	185	185	185	0	0.0%
Non Permanent:	0	0	0	0	0	0	0.0%
Total Positions:	**3,944**	**3,944**	**3,944**	**3,944**	**3,944**	**0**	**0.0%**

State of Alaska
FY2024 Governor's Operating Budget

University of Alaska
Budget Reductions/Additions - Systemwide
RDU/Component Budget Summary

RDU/Component: Budget Reductions/Additions - Systemwide

Contribution to Department's Mission

This RDU is used for budgetary purposes only. Its components are used for systemwide unallocated funding and legislative adjustments. Legislated funds are distributed at the direction of the Board of Regents to the components where the actual expenditures occur.

Core Services

- This RDU is used for budgetary purposes only. Its components are used for systemwide unallocated funding and legislative adjustments. Legislated funds are distributed at the direction of the Board of Regents to the components where the actual expenditures occur.

Major Component Accomplishments in 2022

This RDU is used for budgetary purposes only. Its components are used for systemwide unallocated funding and legislative adjustments. Legislated funds are distributed at the direction of the Board of Regents to the components where the actual expenditures occur.

Key Component Challenges

This RDU is used for budgetary purposes only. Its components are used for systemwide unallocated funding and legislative adjustments. Legislated funds are distributed at the direction of the Board of Regents to the components where the actual expenditures occur.

Significant Changes in Results to be Delivered in FY2024

This RDU is used for budgetary purposes only. Its components are used for systemwide unallocated funding and legislative adjustments. Legislated funds are distributed at the direction of the Board of Regents to the components where the actual expenditures occur.

Statutory and Regulatory Authority

No statutes and regulations.

Contact Information

Contact: Michelle Rizk, Vice President, University Relations
Phone: (907) 450-8187
E-mail: marizk@alaska.edu

Component Detail All Funds
University of Alaska

Component: Budget Reductions/Additions - Systemwide (1296) Non-Formula Component
RDU: Budget Reductions/Additions (233)

	FY2022 Actuals	FY2023 Conference Committee	FY2023 Authorized	FY2023 Management Plan	FY2024 Governor	FY2023 Management Plan vs FY2024 Governor	
71000 Personal Services	0.0	0.0	0.0	0.0	0.0	0.0	0.0%
72000 Travel	0.0	0.0	0.0	0.0	0.0	0.0	0.0%
73000 Services	0.0	30,755.2	30,755.2	1.0	1.0	0.0	0.0%
74000 Commodities	0.0	0.0	0.0	0.0	0.0	0.0	0.0%
75000 Capital Outlay	0.0	0.0	0.0	0.0	0.0	0.0	0.0%
77000 Grants, Benefits	0.0	0.0	0.0	0.0	0.0	0.0	0.0%
78000 Miscellaneous	0.0	0.0	0.0	0.0	0.0	0.0	0.0%
Totals	**0.0**	**30,755.2**	**30,755.2**	**1.0**	**1.0**	**0.0**	**0.0%**
Fund Sources:							
1004 Gen Fund (UGF)	0.0	29,800.0	29,800.0	0.0	0.0	0.0	0.0%
1151 VoTech Ed (DGF)	0.0	954.2	954.2	0.0	0.0	0.0	0.0%
1234 LicPlates (DGF)	0.0	1.0	1.0	1.0	1.0	0.0	0.0%
Unrestricted General (UGF)	**0.0**	**29,800.0**	**29,800.0**	**0.0**	**0.0**	**0.0**	**0.0%**
Designated General (DGF)	**0.0**	**955.2**	**955.2**	**1.0**	**1.0**	**0.0**	**0.0%**
Other Funds	**0.0**	**0.0**	**0.0**	**0.0**	**0.0**	**0.0**	**0.0%**
Federal Funds	**0.0**	**0.0**	**0.0**	**0.0**	**0.0**	**0.0**	**0.0%**
Positions:							
Permanent Full Time	0	0	0	0	0	0	0.0%
Permanent Part Time	0	0	0	0	0	0	0.0%
Non Permanent	0	0	0	0	0	0	0.0%

Change Record Detail - Multiple Scenarios with Descriptions
University of Alaska

Component: Budget Reductions/Additions - Systemwide (1296)
RDU: Budget Reductions/Additions (233)

Scenario/Change Record Title	Trans Type	Totals	Personal Services	Travel	Services	Commodities	Capital Outlay	Grants, Benefits	Miscellaneous	Positions PFT	Positions PPT	Positions NP
********** Changes From FY2023 Conference Committee To FY2023 Authorized **********												
Respond to Negative Impacts of COVID-19 Sec74 Chxx SLA2022 P185 L11 (HB281) (FY2023-FY2024)												
	ConfC(L)	29,800.0	0.0	0.0	29,800.0	0.0	0.0	0.0	0.0	0	0	0
1004 Gen Fund	29,800.0											
Sec74. The sum of $29,800,000 is appropriated from the general fund to the University of Alaska for responding to the negative economic impacts of COVID-19 for the fiscal years ending June 30, 2023, and June 30, 2024, for the following purposes and in the following amounts:												
PURPOSE												
University of Alaska drone program - $10,000,000												
Critical minerals and rare earth elements research and development - $7,800,000												
Heavy oil recovery method research and development - $5,000,000												
Mariculture research and development - $7,000,000												
FY2023 Conference Committee												
	ConfCom	955.2	0.0	0.0	955.2	0.0	0.0	0.0	0.0	0	0	0
1151 VoTech Ed	954.2											
1234 LicPlates	1.0											
	Subtotal	**30,755.2**	**0.0**	**0.0**	**30,755.2**	**0.0**	**0.0**	**0.0**	**0.0**	**0**	**0**	**0**
********** Changes From FY2023 Authorized To FY2023 Management Plan **********												
Transfer Authority to Distribute Economic Development Research Program Funding												
	Trout	-29,800.0	0.0	0.0	-29,800.0	0.0	0.0	0.0	0.0	0	0	0
1004 Gen Fund	-29,800.0											
Distribution of the following University of Alaska economic development research projects:												
$10,000.0 University of Alaska Drone Programs												
$5,000.0 Heavy Oil Recovery Method Research and Development												
$7,800.0 Critical Minerals and Rare Earth Elements Research and Development												
$7,000.0 Mariculture Research and Development												
To the following allocations:												
($29,800.0) - Budget Reductions/Additions - Systemwide												
$1,750.0 - Anchorage Campus												
$25,800.0 - Fairbanks Campus												
$500.0 - Ketchikan Campus												
$1,750.0 - Sitka Campus												
Transfer Technical Vocational Education Program Funds to Align with Distributions												
	Trout	-954.2	0.0	0.0	-954.2	0.0	0.0	0.0	0.0	0	0	0
1151 VoTech Ed	-954.2											

Component: Budget Reductions/Additions - Systemwide (1296)
RDU: Budget Reductions/Additions (233)

Scenario/Change Record Title	Trans Type	Totals	Personal Services	Travel	Services	Commodities	Capital Outlay	Grants, Benefits	Miscellaneous	Positions PFT	Positions PPT	Positions NP
Transfers between allocations to reallocate Vocational Technical funding to FY2023 programs approved by the University of Alaska Workforce Development Committee. ($954.2) - Budget Reductions/Additions - Systemwide $158.5 - Systemwide Services $185.9 - Anchorage Campus $71.8 - Kenai Peninsula College ($41.5) - Kodiak College $53.2 - Matanuska-Susitna College ($6.3) - Prince William Sound College $88.6 - Bristol Bay Campus $83.2 - Fairbanks Campus $47.3 - Interior Alaska Campus ($374.0) - Kuskokwim Campus ($5.6) - Northwest Campus $480.7 - University of Alaska Fairbanks Community and Technical College $56.8 - Juneau Campus $33.8 - Ketchikan Campus $121.8 - Sitka Campus												
University of Alaska FY2023 Transfer to Budget Reductions/Additions												
	Trin	288,941.1	0.0	0.0	288,941.1	0.0	0.0	0.0	0.0	0	0	0
1004 Gen Fund		288,941.1										
Transfer FY2023 conference committee unrestricted general funds from all components to budget reductions/additions. Funds will be redistributed to adjust for the impact of the multiple years of budget reductions. $288,941.1 - Budget Reductions/Additions - Systemwide ($6,458.9) - Systemwide Services ($4,896.1) - Office of Information Technology ($88,610.2) - Anchorage Campus ($959.6) - Small Business Development Center ($6,430.5) - Kenai Peninsula College ($2,351.3) - Kodiak College ($4,682.3) - Matanuska-Susitna College ($2,725.9) - Prince William Sound College ($129,336.8) - Fairbanks Campus ($1,145.0) - Bristol Bay College ($640.4) - Chukchi Campus ($4,843.7) - College of Rural and Community Development ($1,360.0) - Interior Alaska Campus												

Component: Budget Reductions/Additions - Systemwide (1296)
RDU: Budget Reductions/Additions (233)

Scenario/Change Record Title	Trans Type	Totals	Personal Services	Travel	Services	Commodities	Capital Outlay	Grants, Benefits	Miscellaneous	Positions PFT	Positions PPT	Positions NP
($2,451.3) - Kuskokwim Campus												
($1,221.2) - Northwest Campus												
($4,941.9) - University of Alaska Fairbanks Community and Technical college												
($21,712.1) - Juneau Campus												
($1,899.8) - Ketchikan Campus												
($2,274.1) - Sitka Campus												
University of Alaska FY2023 Distribution of Base State Funds												
	Trout	-272,733.5	0.0	0.0	-272,733.5	0.0	0.0	0.0	0.0	0	0	0
1004 Gen Fund		-272,733.5										

Redistribute unrestricted general funds from budget reductions/additions to all components. Represents the resetting impact of the multi-year budget reductions and the limitations imposed given the dual appropriation. FY2023 increases for compensation, fixed costs, and programs are recorded in separate change records.

($272,733.5) - Budget Reductions/Additions - Systemwide
$8,994.9 - Systemwide Services
$5,570.3 - Office of Information Technology
$83,768.7 - Anchorage Campus
$959.6 - Small Business Development Center
$6,289.1 - Kenai Peninsula College
$2,303.3 - Kodiak College
$4,568.7 - Matanuska-Susitna College
$2,666.7 - Prince William Sound College
$120,838.3 - Fairbanks Campus
$1,100.3 - Bristol Bay College
$607.8 - Chukchi Campus
$4,786.3 - College of Rural and Community Development
$1,294.5 - Interior Alaska Campus
$2,324.6 - Kuskokwim Campus
$1,161.7 - Northwest Campus
$4,884.3 - University of Alaska Fairbanks Community and Technical college
$17,076.2 - Juneau Campus
$1,602.9 - Ketchikan Campus
$1,935.3 - Sitka Campus

University of Alaska Compensation Increases												
	Trout	-4,357.6	-4,357.6	0.0	0.0	0.0	0.0	0.0	0.0	0	0	0
1004 Gen Fund		-4,357.6										

Distribute funding for compensation increases to the following employee groups: University of Alaska non-union staff, Fairbanks Firefighters Association union, and Alaska Higher Education Crafts and Trades Employees (local 6070) union.

Component: Budget Reductions/Additions - Systemwide (1296)
RDU: Budget Reductions/Additions (233)

Scenario/Change Record Title	Trans Type	Totals	Personal Services	Travel	Services	Commodities	Capital Outlay	Grants, Benefits	Miscellaneous	Positions PFT	Positions PPT	Positions NP
($4,357.6) - Budget Reductions/Additions - Systemwide												
$346.6 - Systemwide Services												
$127.7 - Office of Information Technology												
$1,364.5 - Anchorage Campus												
$78.1 - Kenai Peninsula College												
$24.2 - Kodiak College												
$63.5 - Matanuska-Susitna College												
$47.3 - Prince William Sound College												
$1,800.9 - Fairbanks Campus												
$14.4 - Bristol Bay College												
$10.3 - Chukchi Campus												
$43.8 - College of Rural and Community Development												
$16.8 - Interior Alaska Campus												
$37.3 - Kuskokwim Campus												
$17.5 - Northwest Campus												
$48.0 - University of Alaska Fairbanks Community and Technical college												
$257.6 - Juneau Campus												
$32.2 - Ketchikan Campus												
$26.9 - Sitka Campus												
University of Alaska Fixed Cost Increases												
	Trout	-4,000.0	0.0	0.0	-4,000.0	0.0	0.0	0.0	0.0	0	0	0
1004 Gen Fund		-4,000.0										
Distribute funding for fixed cost increases: $1 million for cyber-security and cloud migration, $2 million for insurance premium increases, and $1 million for facility maintenance.												
($4,000.0) - Budget Reductions/Additions - Systemwide												
$44.0 - Systemwide Services												
$1,000.0 - Office of Information Technology												
$1,030.0 - Anchorage Campus												
$1,745.0 - Fairbanks Campus												
$181.0 - Juneau Campus												
Record Program Funding												
	Trout	-7,850.0	0.0	0.0	-7,850.0	0.0	0.0	0.0	0.0	0	0	0
1004 Gen Fund		-7,850.0										
Distribution funding for the following University of Alaska programs:												
($7,850.0) - Budget Reductions/Additions - Systemwide												

Change Record Detail - Multiple Scenarios with Descriptions
University of Alaska

Component: Budget Reductions/Additions - Systemwide (1296)
RDU: Budget Reductions/Additions (233)

Scenario/Change Record Title	Trans Type	Totals	Personal Services	Travel	Services	Commodities	Capital Outlay	Grants, Benefits	Miscellaneous	Positions PFT	Positions PPT	Positions NP
$3,500.0 College of Health Program Faculty - Anchorage Campus												
$250.0 (Office of Information Technology) College of Health Program Medical Simulation Equipment and Technology - Anchorage Campus												
$100.0 Mental Health Trust: The Alaska Training Cooperative (FY2023-FY2025) - Anchorage Campus												
$1,000.0 Support Health Care Clinicals - Small Pilot - Anchorage Campus												
$500.0 Support Teacher Practicums/ Student Teaching - Small Pilot - Fairbanks Campus												
$ 500.0 Support Teacher Practicums/ Student Teaching - Small Pilot - Juneau Campus												
$2,000.0 Alternate Energy Research - Fairbanks Campus												
Align Authority with Anticipated Expenditures												
	LIT	0.0	4,357.6	0.0	-4,357.6	0.0	0.0	0.0	0.0	0	0	0
Transfers between expenditure categories that University of Alaska management and the Board of Regents have deemed necessary to accurately reflect expenditure levels for FY2023.												
	Subtotal	**1.0**	**0.0**	**0.0**	**1.0**	**0.0**	**0.0**	**0.0**	**0.0**	**0**	**0**	**0**
	********** **Changes From FY2023 Management Plan To FY2024 Governor** **********											
	Totals	**1.0**	**0.0**	**0.0**	**1.0**	**0.0**	**0.0**	**0.0**	**0.0**	**0**	**0**	**0**

State of Alaska
FY2024 Governor's Operating Budget

University of Alaska
UA System Office
Results Delivery Unit Budget Summary

UA System Office Results Delivery Unit

Contribution to Department's Mission

The University of Alaska (UA) inspires learning, and advances and disseminates knowledge through teaching, research, and public service, emphasizing the North and its diverse peoples.

University of Alaska Mission Statement
Board of Regents' Policy 01.01.010
Adopted 10-06-00

Results

(Additional performance information is available on the web at https://omb.alaska.gov/results.)

Core Services

- Achieve clean financial statement audit opinions
- Achieve clean audit reports over federal financial assistance compliance and related internal controls

Measures by Core Service

(Additional performance information is available on the web at https://omb.alaska.gov/results.)

1. Achieve clean financial statement audit opinions

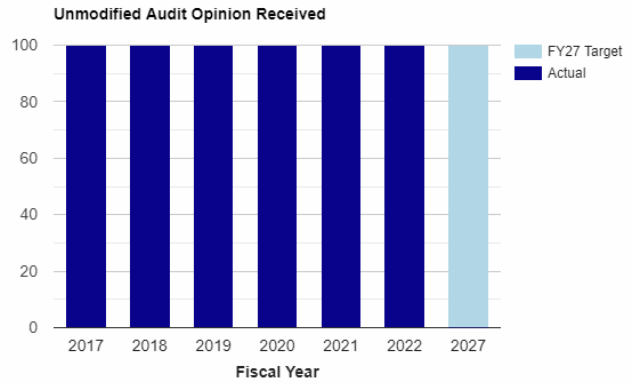

2. Achieve clean audit reports over federal financial assistance compliance and related internal controls

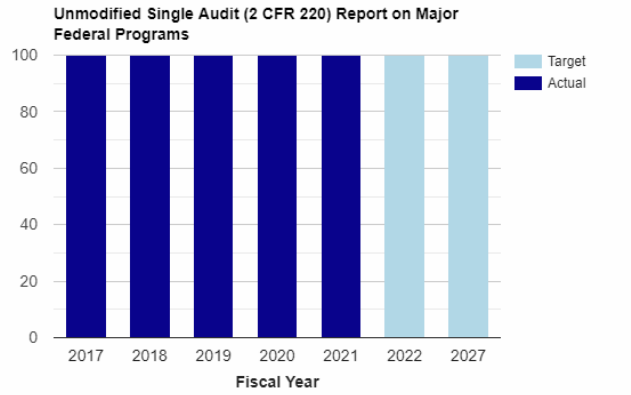

Major RDU Accomplishments in 2022

University Structure

The University of Alaska is composed of four major units: the system office and three separately accredited institutions, University of Alaska Anchorage (UAA), University of Alaska Fairbanks (UAF), and University of Alaska Southeast (UAS).

The chancellor of each institution reports to the president of the university system, who in turn reports to the Board of Regents. The Board has ten members with eight-year appointments and a student regent with a two-year appointment; all members are appointed by the governor and confirmed by the legislature.

System administrators reporting to the president include the university's executives in the areas of finance and administration, university relations, academic affairs and research, information technology, human relations and legal counsel.

Enrollment/Student Access

- Continued support for the Alaska College of Education Consortium (AKCOE). AKCOE was established to coordinate academic programs for teacher preparation.
- Worked with the universities to develop a process for creating differentiated tuition that: takes into consideration each university's mission, student population, and institutional peers and creates more opportunities for student aid to facilitate recruitment and retention.
- Collaborating with Alaska's high schools to deliver dual enrollment credits, providing students with the opportunity to finish college and enter the workforce sooner.
- Established or expanded partnerships with federal, state, and local partners related to cybersecurity. Engaged with key academic staff and programs to facilitate an improved pipeline and educational opportunities for students focused on earning academic credentials in cybersecurity, risk, and compliance areas.
- Added 112 university programs, for a total of 317 to the State Department of Labor and Workforce Development Eligible Training Provider List. Thereby increasing access to Workforce Innovation and Opportunity Act funding for current and future students experiencing barriers to degree completion and employment.

Workforce Development

- Securing federal and state funding to expand health workforce activities at the University of Alaska Anchorage and Fairbanks.
- Collaborated with the Southeast Conference on an Economic Development Administration Build Back Better proposal that resulted in a nearly $50 million award to grow the mariculture industry and includes $10 million for workforce development to be implemented by university programs.
- Partnered to establish the Alaska Maritime Education Consortium between Alaska Vocational Technical Center (AVTEC) and university maritime programs which resulted in being recognized by the State Department of Transportation Marine Administration as a 2021 Center of Excellence for Domestic Maritime Workforce Training and Education.
- Implement a $2 million state appropriation for university and AVTEC programs to develop a talent pipeline for the maritime workforce, one of the state's largest industry sectors.

Technology

- Continuous improvement of institutional cybersecurity capabilities.
- Building faculty, staff, and student awareness of cybercrime and regulatory responsibilities and providing support for federal and state compliance.
- Continuing the Office of Information Technology (OIT), Security and Telecommunications' ability to safeguard system-wide infrastructure and the digital computing experience for students, faculty, and staff, through a greater focus on information technology security projects.
- Conducted multiple request for proposals (RFP) and selected and onboarded ten major cybersecurity/compliance tools including a security information and event management (SIEM) solution; endpoint detection and response (EDR); vulnerability management; data identification/protection; network traffic analysis password management; privileged access management; secure file transfer; cloud security; and email security tools. These tools are

intended to meet current regulatory or contractual requirements and to more proactively position the University of Alaska System for evolving threats and regulatory requirements in the future.
- Expanded multi-factor authentication (MFA) deployment from less than 500 to 7,500 employees. MFA is a critical capability to help protect accounts and data from unauthorized access.
- Continuing support of initiatives that educate and heighten faculty, staff, and student workers' awareness of regulatory compliance, such as: the Family Educational Rights and Privacy Act (FERPA); Gramm-Leach-Bliley Act (GLBA); Health Insurance Portability and Accountability Act (HIPAA); Payment Card Industry Data Security Standard (PCI DSS); and General Data Protection Regulation (GDPR); and the designation of a Data Privacy and Compliance Officer to oversee these efforts.

Effective and Efficient Use of Resources
- Implementing an electronic learning management and performance evaluation system to ensure all employees complete required training and are provided with an annual performance review.
- Enhanced compliance and reporting obligations for the Affordable Care Act (ACA).
- Upgraded the administration of Family Medical Leave (FML) and Americans with Disabilities Act (ADA).
- Upgraded and automated employee payroll functions.
- Increased student pay structures to reflect current compensation trends.
- Completed initial Human Resources (HR) requirements for Banner to cloud migration.
- Increased automation of employee records management systems.
- Upgraded and deployed a new HR customer service and knowledge tracking system.
- Transitioned all non-priority notices required by regulatory agencies to electronic distribution.
- Conducted a multi-year request for proposals (RFP) for telecommunications services covering the UA system across the state resulting in significant savings and efficiencies - highlights of the award include.
    - Increase in WAN (Wide Area Network) to community campuses reflecting capabilities increase that is up to two hundred percent of current service levels.
    - Increase in both Commodity Internet and intra-state WAN services reflecting a capability increase that is two hundred percent of current service levels.
    - Increase inter-state WAN services reflecting a capability increase that is four hundred percent of current service levels, directly benefiting high-performance computing and potential research grant opportunities.
    - Increase in MAN (Metro Area Network) services reflecting a capability increase that is from one thousand to five thousand percent of current service levels depending on location.

Financial
- Received clean audit reports for Federal Financial assistance and related internal controls, and clean financial statement audit opinion.
- Increasing operational efficiencies through the utilization of technology and employee development.
- Conducting a leadership development needs assessment that will result in system-wide training to address Alaska's changing workforce needs by developing employee "soft skills", leadership and management best practices, and succession planning.
- Completed Research Vessel (R/V) Sikuliaq major systems refit to replace network routing and switching platforms to modern state-of-the-art information technology infrastructure.
- Drove broadband engagement at the state, federal, and tribal levels as well as with the Alaskan telecommunications industry to ensure the University is well positioned as a Community Anchor Institution with respect to upcoming funding opportunities for community campus connectivity, workforce development, and economic development.
- Drove engagement and application for the federal Connecting Minority Communities Pilot Program grant to provide improved broadband, critical equipment replacement, and staffing support for community campus locations.
- Worked with Alaska's Members of Congress on efforts that resulted in:

  - Seventeen federal appropriation requests being included in legislation that could provide $57.7 million to UA and other partners; and
  - Federal language authorizing legislation that will make UA more competitive in competing for funding at federal agencies such as the National Science Foundation (NSF), Department of Education (DOE), and the National Institute of Standards and Technology (NIST).
- Stabilizing the Alaska Performance Scholarship, Alaska Education Grants Program, and Washington, Wyoming, Alaska, Montana, and Idaho (WWAMI) Regional Medical Education Program funding by securing legislation separating the Higher Education Investment Fund from state general funds.

Key RDU Challenges

Enrollment

- Alaska has historically had one of the lowest college-going rates in the nation and consistently ranks last, or second to last, of all 50 states in the percentage of high school graduates going to college immediately after high school. In 2022, 39 percent of Alaskans have at least an associate degree, an improvement over 2018, but still below the national average of 43.8 percent. Overall, in 2022, 55 percent of Alaskans have some post-secondary attainment (including short-term credentials) and the state is making progress toward its goal of 65 percent by 2025. This non-college-going state environment makes leading system-wide efforts aimed at increasing student enrollment a challenge.

Effective and Efficient Use of Resources

- Coordinating disaster preparedness and business continuity planning for the entire UA system, and, working with State and federal agencies, consumes significant resources, and often the need for funding comes in waves.
- Setting a timeline for disaster preparedness and business continuity planning projects can be challenging, particularly when the project is phased over multiple years and funding is dependent on annual appropriations. It is crucial that the university is prepared to respond to an array of potential disasters (i.e. earthquakes, wind-storms, data loss, active-shooter/violent intruders, cyber-attacks, etc.) for the safety of students, faculty, and staff; and to mitigate operational disruptions.
- Working on behalf of the university to meet state and federal regulatory compliance is a paramount core service that Statewide Services provide, as a result:
  - Allocating and managing time to coordinate and facilitate comprehensive, system-wide projects, such as the upgrade to the university's enterprise resource planning (ERP) software, is a challenge, and can prolong the project timeline;
  - System-wide Human Resources projects identified for automation and process improvement have begun to accumulate due to the need for expanded support; and
  - There is a need to develop innovative solutions for completing more system-wide process improvement and automation projects due to limited staffing and resources.

Financial

- The rising cost of property insurance. Insurance premiums have increased in both 2021/22 and 2022/23 resulting in significant increases. UA continues to explore other options.

Significant Changes in Results to be Delivered in FY2024

Enrollment/Student Access

- Continue broad and purposeful outreach on the value and importance of UA to external stakeholders and community organizations, and to local, state, and federal policymakers.
- Advocate for the Alaska Performance Scholarship (APS) and Alaska Education Grant (AEG) awards to be communicated to the recipients in a timely manner preparing for the upcoming academic year.
- Expand awareness of vocational education and certificate programs available as part of workforce development initiatives.
- Explore state involvement in reducing broadband costs.
- Examine higher education loan repayment programs incentivized by choosing to become part of the Alaska workforce.
- Increased coordination and collaboration of academic units to provide opportunities for students to enroll in programs across the state.
- Continue the expansion of online courses and programs.

Effective and Efficient Use of Resources

- Continue to build partnerships and coalitions with other organizations with common or shared interests.
- Continuing improvements in UA's information security posture, including upgrading legacy systems to improve foundational employee data security.
- Continuing to leverage the long-run total cost-of-ownership proposition of cloud computing.
- Continual lean process improvement in administrative functions.
- Revisions to the Alaska Science and Technology Plan to guide research activities in the state.
- Integration of UA HR information systems to ensure compliance with state and federal employment regulations.
- Incentivize organization tax reduction through donations.
- Create a total rewards framework that enables current and prospective employees to understand the total UA value proposition beyond salary.
- Enhance key strategic Human Resources (HR) functions including employee engagement, technology modernization, process improvement, and talent acquisition to address the challenge of today's labor market.
- Improving current processes to reduce the amount of time, work, and resources required to complete primary business functions using antiquated tools heavily reliant on human intervention.

Contact Information

Contact: Michelle Rizk, Vice President, University Relations
Phone: (907) 450-8187
E-mail: marizk@alaska.edu

UA System Office
RDU Financial Summary by Component

All dollars shown in thousands

	FY2022 Actuals				FY2023 Management Plan				FY2024 Governor			
	UGF+DGF Funds	Other Funds	Federal Funds	Total Funds	UGF+DGF Funds	Other Funds	Federal Funds	Total Funds	UGF+DGF Funds	Other Funds	Federal Funds	Total Funds
Formula Expenditures None.												
Non-Formula Expenditures												
Systemwide Services	14,755.8	18,842.4	0.0	33,598.2	22,536.0	10,151.1	300.0	32,987.1	23,249.5	10,151.1	300.0	33,700.6
Office of Information Technology	11,957.9	2,791.9	0.0	14,749.8	14,600.8	3,578.8	0.0	18,179.6	14,881.3	3,578.8	0.0	18,460.1
Totals	**26,713.7**	**21,634.3**	**0.0**	**48,348.0**	**37,136.8**	**13,729.9**	**300.0**	**51,166.7**	**38,130.8**	**13,729.9**	**300.0**	**52,160.7**

UA System Office
Summary of RDU Budget Changes by Component
From FY2023 Management Plan to FY2024 Governor

All dollars shown in thousands

	Unrestricted Gen (UGF)	Designated Gen (DGF)	Other Funds	Federal Funds	Total Funds
FY2023 Management Plan	**15,948.5**	**21,188.3**	**13,729.9**	**300.0**	**51,166.7**
Adjustments which continue current level of service:					
-Systemwide Services	705.9	7.6	0.0	0.0	713.5
-Office of Information Technology	280.5	0.0	0.0	0.0	280.5
FY2024 Governor	**16,934.9**	**21,195.9**	**13,729.9**	**300.0**	**52,160.7**

UNIVERSITY OF ALASKA SYSTEM

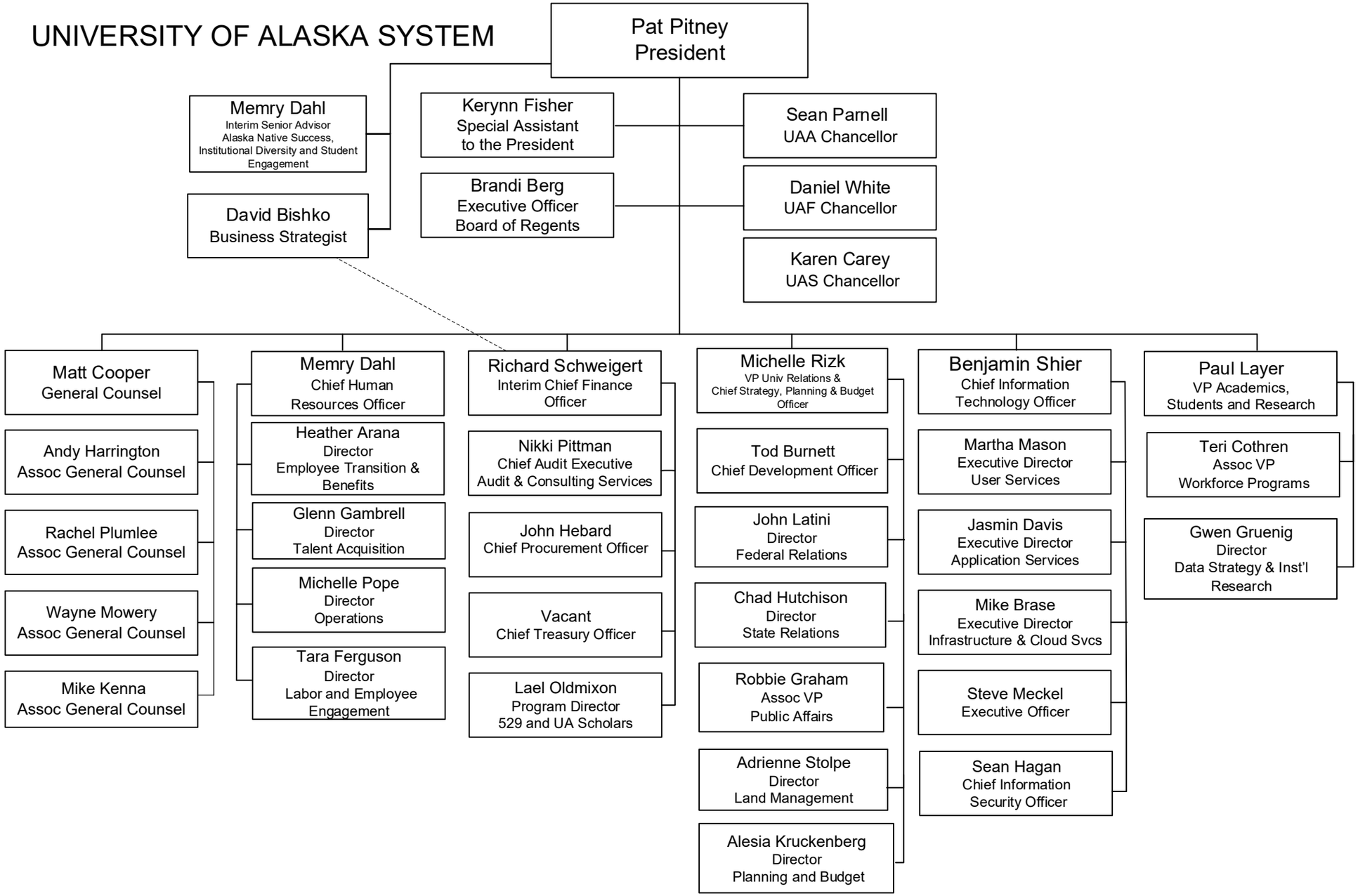

Effective September 2022

State of Alaska
FY2024 Governor's Operating Budget

University of Alaska
Systemwide Services
Component Budget Summary

Component: Systemwide Services

Contribution to Department's Mission

The University of Alaska inspires learning, and advances and disseminates knowledge through teaching, research, and public service, emphasizing the North and its diverse peoples.

Statewide Services provides strategic leadership and support to the campuses as they deliver their mission of research, instruction, and service. Statewide Services also provides direct services to the public, Regents, and faculty. With responsibilities for staff functions as well as for direct operations, Statewide Services places a high priority on the efficient delivery of its programs and operational priorities while maintaining quality.

Statewide Services provide administrative support to the university community in an orderly, efficient, and prudent manner in accordance with federal and state statutes, Regents' policy and appropriate regulations, procedures, and responsible business practices.

Core Services

- Statewide Services consist of functional areas that provide support to the University of Alaska at the direction of the president and Board of Regents:
- GENERAL COUNSEL:
- Provides and performs legal and contractual services to advise the UA system and the Board of Regents in matters such as ethics, privacy, discrimination, sexual harassment, public records and legal issues.
- FINANCE AND ADMINISTRATION:
- Implements administrative services to the university in an orderly, efficient and prudent manner in accordance with federal and state statutes, Regents' policy and appropriate regulations, procedures and responsible business practices;
- Maintains a reliable and accurate financial accounting and reporting system;
- Furnishes comprehensive planning and management information for the University of Alaska Board of Regents, President, executive staff and the public;
- Provides risk services utilizing an enterprise risk management philosophy and strategy, to collaborate, advocate for, and establish sound, proactive, and sustainable academic and administrative practices that are aligned with the University's risk tolerance and business strategy;
- Provides procurement services to facilitate the acquisition of goods and services in support of the university's instructional, research, and public service programs at a reasonable cost and on a timely basis; maintain a high level of ethical standards, fairness, and transparency in the procurement process; and operate in accordance with Regents' Policy, the Alaska State Procurement Code, and federal requirements.
- UNIVERSITY RELATIONS:
- Pursues state and federal funding and support for the entire University;
- Is the primary contact between the University, the legislature, the governor, Alaska's Members of Congress and is responsible for action on legislation that impacts the University;
- Expands policymakers' awareness of University programs and initiatives as they relate to current policy initiatives;
- Furnishes comprehensive planning and management information for the University of Alaska Board of Regents, President, executive staff, the state, and the public;
- Develops, leases and sells land and resources to generate revenue for the university's Land Grant Trust Fund;
- Analyzes, submits and presents the University of Alaska operating and capital budgets utilizing the state's Alaska Budget System and maintains the university accounting system assuring compliance with the state's fiscal statutes.
- HUMAN RESOURCES:
- Ensures that the Board of Regents' policy is carried out in the recruitment and retention of faculty and staff, health and retirement, benefits administration, employee and labor relations, compensation, training and development, workforce planning, equal employment opportunity and affirmative action;
- Provides comprehensive health, welfare and retirement benefits by managing the benefits administration for all locations from issuing requests for proposals, negotiating final contracts and working with vendors to ensure program delivery and compliance;

- Coordinate the development and implementation of Regents' policy and University regulation regarding human resources;
- Leads collective bargaining with represented employee groups and collective bargaining agreement (CBA) administration for the UA system;
- ACADEMIC, STUDENTS and RESEARCH:
- Oversees the development of academic initiatives, including state and federal agendas;
- Coordinates academic program offerings at the three universities;
- Facilitates dual enrollment programs and the evaluation of course credits for transferring students;
- Provides coordination and leadership of research through the State Committee on Research (SCoR);
- Links the university's training programs with employers and industry groups.

Major Component Accomplishments in 2022

See Statewide Services RDU.

Key Component Challenges

See Statewide Services RDU.

Significant Changes in Results to be Delivered in FY2024

See Statewide Services RDU.

Statutory and Regulatory Authority

No statutes and regulations.

Contact Information

Contact: Michelle Rizk, Vice President, University Relations
Phone: (907) 450-8187
E-mail: marizk@alaska.edu

Systemwide Services
Personal Services Information

Authorized Positions	FY2023 Management Plan	FY2024 Governor	Personal Services Costs	
			Annual Salaries	0
Full-time	154	154	Premium Pay	0
Part-time	0	0	Annual Benefits	0
Nonpermanent	0	0	*Less % Vacancy Factor*	()
			Lump Sum Premium Pay	0
Totals	**154**	**154**	**Total Personal Services**	

Position Classification Summary

Job Class Title	Anchorage	Fairbanks	Juneau	Others	Total
No personal services.					
Totals	**0**	**0**	**0**	**0**	**0**

Component Detail All Funds
University of Alaska

Component: Systemwide Services (730) Non-Formula Component
RDU: UA System Office (234)

	FY2022 Actuals	FY2023 Conference Committee	FY2023 Authorized	FY2023 Management Plan	FY2024 Governor	FY2023 Management Plan vs FY2024 Governor	
71000 Personal Services	16,658.9	17,388.6	17,388.6	18,705.6	19,419.1	713.5	3.8%
72000 Travel	261.4	559.1	559.1	633.5	633.5	0.0	0.0%
73000 Services	15,544.7	11,358.0	11,358.0	13,108.0	13,108.0	0.0	0.0%
74000 Commodities	296.4	310.8	310.8	285.1	285.1	0.0	0.0%
75000 Capital Outlay	571.8	27.0	27.0	27.0	27.0	0.0	0.0%
77000 Grants, Benefits	126.3	170.0	170.0	0.0	0.0	0.0	0.0%
78000 Miscellaneous	138.7	223.5	223.5	227.9	227.9	0.0	0.0%
Totals	**33,598.2**	**30,037.0**	**30,037.0**	**32,987.1**	**33,700.6**	**713.5**	**2.2%**
Fund Sources:							
1002 Fed Rcpts (Fed)	0.0	300.0	300.0	300.0	300.0	0.0	0.0%
1004 Gen Fund (UGF)	5,974.7	6,458.9	6,458.9	9,250.5	9,956.4	705.9	7.6%
1007 I/A Rcpts (Other)	22.2	100.0	100.0	100.0	100.0	0.0	0.0%
1048 Univ Rcpt (DGF)	7,803.6	12,184.1	12,184.1	12,184.1	12,191.7	7.6	0.1%
1151 VoTech Ed (DGF)	977.5	942.9	942.9	1,101.4	1,101.4	0.0	0.0%
1174 UA I/A (Other)	18,820.2	10,051.1	10,051.1	10,051.1	10,051.1	0.0	0.0%
Unrestricted General (UGF)	**5,974.7**	**6,458.9**	**6,458.9**	**9,250.5**	**9,956.4**	**705.9**	**7.6%**
Designated General (DGF)	**8,781.1**	**13,127.0**	**13,127.0**	**13,285.5**	**13,293.1**	**7.6**	**0.1%**
Other Funds	**18,842.4**	**10,151.1**	**10,151.1**	**10,151.1**	**10,151.1**	**0.0**	**0.0%**
Federal Funds	**0.0**	**300.0**	**300.0**	**300.0**	**300.0**	**0.0**	**0.0%**
Positions:							
Permanent Full Time	156	156	156	154	154	0	0.0%
Permanent Part Time	0	0	0	0	0	0	0.0%
Non Permanent	0	0	0	0	0	0	0.0%

Change Record Detail - Multiple Scenarios with Descriptions
University of Alaska

Component: Systemwide Services (730)
RDU: UA System Office (234)

Scenario/Change Record Title	Trans Type	Totals	Personal Services	Travel	Services	Commodities	Capital Outlay	Grants, Benefits	Miscellaneous	Positions PFT	Positions PPT	Positions NP
********** Changes From FY2023 Conference Committee To FY2023 Authorized **********												
FY2023 Conference Committee	ConfCom	30,037.0	17,388.6	559.1	11,358.0	310.8	27.0	170.0	223.5	156	0	0
1002 Fed Rcpts	300.0											
1004 Gen Fund	6,458.9											
1007 I/A Rcpts	100.0											
1048 Univ Rcpt	12,184.1											
1151 VoTech Ed	942.9											
1174 UA I/A	10,051.1											
	Subtotal	**30,037.0**	**17,388.6**	**559.1**	**11,358.0**	**310.8**	**27.0**	**170.0**	**223.5**	**156**	**0**	**0**
********** Changes From FY2023 Authorized To FY2023 Management Plan **********												
Transfer Positions Between Allocations for Anticipated Needs	PosAdj	0.0	0.0	0.0	0.0	0.0	0.0	0.0	0.0	-2	0	0

Position transfers deemed necessary to accurately reflect University of Alaska position assignments for FY2023. Positions will be transferred between various allocations.

Full-time Position Transfers:
(2) Systemwide Services
3 Office of Information Technology
4 Anchorage Campus
(2) Kenai Peninsula College
(1) Kodiak College
(2) Matanuska Susitna College
1 Prince William Sound College
(2) Fairbanks Campus
(3) Bristol Bay Campus
(1) Chukchi Campus
(1) Interior Alaska Campus
6 College of Rural and Community Development

Transfer Technical Vocational Education Program Funds to Align with Distributions	Trin	158.5	0.0	0.0	158.5	0.0	0.0	0.0	0.0	0	0	0
1151 VoTech Ed	158.5											

Transfers between allocations to reallocate Vocational Technical funding to FY2023 programs approved by the University of Alaska Workforce Development Committee.

($954.2) - Budget Reductions/Additions - Systemwide
$158.5 - Systemwide Services

Component: Systemwide Services (730)
RDU: UA System Office (234)

Scenario/Change Record Title	Trans Type	Totals	Personal Services	Travel	Services	Commodities	Capital Outlay	Grants, Benefits	Miscellaneous	Positions PFT	Positions PPT	Positions NP
$185.9 - Anchorage Campus												
$71.8 - Kenai Peninsula College												
($41.5) - Kodiak College												
$53.2 - Matanuska-Susitna College												
($6.3) - Prince William Sound College												
$88.6 - Bristol Bay Campus												
$83.2 - Fairbanks Campus												
$47.3 - Interior Alaska Campus												
($374.0) - Kuskokwim Campus												
($5.6) - Northwest Campus												
$480.7 - University of Alaska Fairbanks Community and Technical College												
$56.8 - Juneau Campus												
$33.8 - Ketchikan Campus												
$121.8 - Sitka Campus												
University of Alaska FY2023 Transfer to Budget Reductions/Additions												
	Trout	-6,458.9	0.0	0.0	-6,458.9	0.0	0.0	0.0	0.0	0	0	0
1004 Gen Fund		-6,458.9										

Transfer FY2023 conference committee unrestricted general funds from all components to budget reductions/additions. Funds will be redistributed to adjust for the impact of the multiple years of budget reductions.

$288,941.1 - Budget Reductions/Additions - Systemwide
($6,458.9) - Systemwide Services
($4,896.1) - Office of Information Technology
($88,610.2) - Anchorage Campus
($959.6) - Small Business Development Center
($6,430.5) - Kenai Peninsula College
($2,351.3) - Kodiak College
($4,682.3) - Matanuska-Susitna College
($2,725.9) - Prince William Sound College
($129,336.8) - Fairbanks Campus
($1,145.0) - Bristol Bay College
($640.4) - Chukchi Campus
($4,843.7) - College of Rural and Community Development
($1,360.0) - Interior Alaska Campus
($2,451.3) - Kuskokwim Campus
($1,221.2) - Northwest Campus
($4,941.9) - University of Alaska Fairbanks Community and Technical college
($21,712.1) - Juneau Campus
($1,899.8) - Ketchikan Campus
($2,274.1) - Sitka Campus

Change Record Detail - Multiple Scenarios with Descriptions
University of Alaska

Component: Systemwide Services (730)
RDU: UA System Office (234)

Scenario/Change Record Title	Trans Type	Totals	Personal Services	Travel	Services	Commodities	Capital Outlay	Grants, Benefits	Miscellaneous	Positions PFT	Positions PPT	Positions NP
University of Alaska FY2023 Distribution of Base State Funds												
	Trin	8,994.9	0.0	0.0	8,994.9	0.0	0.0	0.0	0.0	0	0	0
1004 Gen Fund		8,994.9										

Redistribute unrestricted general funds from budget reductions/additions to all components. Represents the resetting impact of the multi-year budget reductions and the limitations imposed given the dual appropriation. FY2023 increases for compensation, fixed costs, and programs are recorded in separate change records.

($272,733.5) - Budget Reductions/Additions - Systemwide
$8,994.9 - Systemwide Services
$5,570.3 - Office of Information Technology
$83,768.7 - Anchorage Campus
$959.6 - Small Business Development Center
$6,289.1 - Kenai Peninsula College
$2,303.3 - Kodiak College
$4,568.7 - Matanuska-Susitna College
$2,666.7 - Prince William Sound College
$120,838.3 - Fairbanks Campus
$1,100.3 - Bristol Bay College
$607.8 - Chukchi Campus
$4,786.3 - College of Rural and Community Development
$1,294.5 - Interior Alaska Campus
$2,324.6 - Kuskokwim Campus
$1,161.7 - Northwest Campus
$4,884.3 - University of Alaska Fairbanks Community and Technical college
$17,076.2 - Juneau Campus
$1,602.9 - Ketchikan Campus
$1,935.3 - Sitka Campus

University of Alaska Compensation Increases												
	Trin	346.6	346.6	0.0	0.0	0.0	0.0	0.0	0.0	0	0	0
1004 Gen Fund		346.6										

Distribute funding for compensation increases to the following employee groups: University of Alaska non-union staff, Fairbanks Firefighters Association union, and Alaska Higher Education Crafts and Trades Employees (local 6070) union.

($4,357.6) - Budget Reductions/Additions - Systemwide
$346.6 - Systemwide Services
$127.7 - Office of Information Technology
$1,364.5 - Anchorage Campus
$78.1 - Kenai Peninsula College

Component: Systemwide Services (730)
RDU: UA System Office (234)

Scenario/Change Record Title	Trans Type	Totals	Personal Services	Travel	Services	Commodities	Capital Outlay	Grants, Benefits	Miscellaneous	Positions PFT	Positions PPT	Positions NP
$24.2 - Kodiak College												
$63.5 - Matanuska-Susitna College												
$47.3 - Prince William Sound College												
$1,800.9 - Fairbanks Campus												
$14.4 - Bristol Bay College												
$10.3 - Chukchi Campus												
$43.8 - College of Rural and Community Development												
$16.8 - Interior Alaska Campus												
$37.3 - Kuskokwim Campus												
$17.5 - Northwest Campus												
$48.0 - University of Alaska Fairbanks Community and Technical college												
$257.6 - Juneau Campus												
$32.2 - Ketchikan Campus												
$26.9 - Sitka Campus												
University of Alaska Fixed Cost Increases												
	Trin	44.0	0.0	0.0	44.0	0.0	0.0	0.0	0.0	0	0	0
1004 Gen Fund	44.0											
Distribute funding for fixed cost increases: $1 million for cyber-security and cloud migration, $2 million for insurance premium increases, and $1 million for facility maintenance.												
($4,000.0) - Budget Reductions/Additions - Systemwide												
$44.0 - Systemwide Services												
$1,000.0 - Office of Information Technology												
$1,030.0 - Anchorage Campus												
$1,745.0 - Fairbanks Campus												
$181.0 - Juneau Campus												
University of Alaska Community Campuses Fixed Cost Increases												
	Trout	-135.0	0.0	0.0	-135.0	0.0	0.0	0.0	0.0	0	0	0
1004 Gen Fund	-135.0											
Reallocate unrestricted general funds from main campuses to community campuses to off-set fixed cost increases. This distribution is necessary to preserve community campus funding as intended by the legislature.												
($135.0) - Systemwide Services												
($101.1) - Anchorage Campus												
$47.7 - Kenai Peninsula College												
$21.9 - Kodiak College												
$26.5 - Matanuska-Susitna College												
$5.0 - Prince William Sound College												

Component: Systemwide Services (730)
RDU: UA System Office (234)

Scenario/Change Record Title	Trans Type	Totals	Personal Services	Travel	Services	Commodities	Capital Outlay	Grants, Benefits	Miscellaneous	Positions PFT	Positions PPT	Positions NP
($32.1) - Fairbanks Campus												
$7.3 - Bristol Bay College												
$2.0 - Chukchi Campus												
$9.1 - Interior Alaska Campus												
$8.0 - Kuskokwim Campus												
$5.7 - Northwest Campus												
($169.0) - Juneau Campus												
$139.3 - Ketchikan Campus												
$164.7 - Sitka Campus												
Align Authority with Anticipated Expenditures												
	LIT	0.0	970.4	74.4	-853.5	-25.7	0.0	-170.0	4.4	0	0	0
Transfers between expenditure categories that University of Alaska management and the Board of Regents have deemed necessary to accurately reflect expenditure levels for FY2023.												
	Subtotal	**32,987.1**	**18,705.6**	**633.5**	**13,108.0**	**285.1**	**27.0**	**0.0**	**227.9**	**154**	**0**	**0**
********** **Changes From FY2023 Management Plan To FY2024 Governor** **********												
University of Alaska Compensation Increases – Staff, Faculty, and Firefighters												
	SalAdj	713.5	713.5	0.0	0.0	0.0	0.0	0.0	0.0	0	0	0
1004 Gen Fund	705.9											
1048 Univ Rcpt	7.6											

In accordance with the University of Alaska's mission, the University of Alaska is committed to providing a competitive total compensation package, including salary and benefits, that will attract, retain, and reward high-performing employees who share a passion for higher education. The University of Alaska strives to make employee compensation performance-based, competitive to institutions with similar missions, and commensurate with the individual's level of responsibility.

In FY2023, the University of Alaska was able to pay a two percent salary adjustment for all non-union staff, union-represented firefighters, and Local 6070 employees. The FY2024 request includes a 2.75 percent wage increase for staff and firefighters. Except for a market adjustment in FY2020, there has only been one across-the-board increase of one percent, for staff and firefighters, in the five prior years.

The University of Alaska and the United Academics faculty union (UNAC) reached a tentative agreement (TA) on a three-year contract that increases faculty pay by three percent in FY2023, 2.75 percent in FY2024, and 2.5 percent in FY2025. The TA is pending approval by the University of Alaska Board of Regents and the State Department of Administration, and ratification by the United Academics bargaining unit members. The FY2024 request includes a 2.75 percent wage increase for UNAC.

The University of Alaska and the United Academic Adjuncts faculty union (UNAD) reached a tentative agreement (TA) on a two-year contract that increases adjunct faculty pay for semester credit hour minimums by three percent in FY2023 and 2.75 percent in FY2024. The TA is pending approval by the University of Alaska Board of Regents and the State Department of Administration, and ratification by the adjunct bargaining unit members. The FY2024 request includes a 2.75 percent pay increase for UNAD.

Change Record Detail - Multiple Scenarios with Descriptions
University of Alaska

Component: Systemwide Services (730)
RDU: UA System Office (234)

Scenario/Change Record Title	Trans Type	Totals	Personal Services	Travel	Services	Commodities	Capital Outlay	Grants, Benefits	Miscellaneous	Positions PFT	Positions PPT	Positions NP
The University of Alaska Pension Plan wage base shall increase from $42 thousand to $52 thousand effective the first full pay period after July 1, 2023. This change is estimated to cost $2,500.0. In FY2024, the University of Alaska will renew its medical (including dental and vision) plan at a higher rate. Parental leave (five days) will be added to the benefits package and life insurance employer-paid benefit plan coverage will increase from $50.0 to $100.0. This request includes $2,300.0 for health benefits increase expected in FY2024.												
	Totals	**33,700.6**	**19,419.1**	**633.5**	**13,108.0**	**285.1**	**27.0**	**0.0**	**227.9**	**154**	**0**	**0**

Personal Services Expenditure Detail
University of Alaska

Component: Systemwide Services (730)
RDU: UA System Office (234)
Notes:
1. If a position is split, an asterisk (*) will appear in the Split/Count column. If the split position is also counted in the component, two asterisks (**) will appear in the column.
2. "Pool" PCN refers to UA temporary positions, such as adjunct faculty; student employees; and other non-permanent staff. Multiple incumbents may share the same labor pool position number

PCN	Job Class Title	Location	Time Status	Split/ Count	Employee Class	Benefit Rate	Annual Budgeted Salary	Annual Benefits	Total Costs	UGF Estimate
100000	President	Fairbanks	FT		Officer	24.6%	393,900	96,899	490,799	146,379
100003	Senior Administrator Officer	Fairbanks	FT		Officer	24.6%	108,640	26,725	135,365	40,372
100006	Vice President	Fairbanks	FT		Officer	24.6%	190,587	46,884	237,471	70,825
100007	Fiscal Professional 4	Fairbanks	FT		APT - Exempt Employees	38.5%	90,953	35,017	125,970	37,570
100009	Admin Specialist 3	Fairbanks	FT		APT - Exempt Employees	38.5%	58,111	22,373	80,484	24,004
100010	Admin Specialist 3	Fairbanks	FT		APT - Exempt Employees	38.5%	55,331	21,302	76,633	22,856
100011	Admin Specialist 2	Fairbanks	FT		PERS - Classified	48.6%	60,487	29,397	89,884	26,807
100012	Admin Specialist 4	Fairbanks	FT		APT - Exempt Employees	38.5%	84,843	32,665	117,508	35,046
100013	Internal Auditor 2	Fairbanks	FT		APT - Exempt Employees	38.5%	60,487	23,287	83,774	24,985
100014	Associate Vice President	Fairbanks	FT		Officer	24.6%	163,000	40,098	203,098	60,573
100015	Communications Manager 2	Fairbanks	FT		APT - Exempt Employees	38.5%	80,727	31,080	111,807	33,346
100017	IS Professional 3A	Fairbanks	FT		APT - Exempt Employees	38.5%	59,872	23,051	82,923	24,731
100019	Administrative Professional 2	Fairbanks	FT	**	APT - Exempt Employees	38.5%	43,716	16,831	60,547	18,058
100021	Communications Specialist 4	Fairbanks	FT		APT - Exempt Employees	38.5%	27,666	10,651	38,317	11,428
100022	Administrative Management 5	Fairbanks	FT		APT - Exempt Employees	38.5%	90,953	35,017	125,970	37,570
100030	Associate Vice President	Fairbanks	FT		Officer	24.6%	121,150	29,803	150,953	45,021
100031	Admin Specialist 2	Fairbanks	FT		PERS - Classified	48.6%	100	-	100	-
100033	Associate General Counsel	Fairbanks	FT		Officer	24.6%	137,700	33,874	171,574	51,171
100100	General Counsel	Fairbanks	FT		Officer	24.6%	200,889	49,419	250,308	74,653
100101	Associate General Counsel	Fairbanks	FT		Officer	24.6%	142,800	35,129	177,929	53,066
100102	Admin Specialist 2	Fairbanks	FT		PERS - Classified	48.6%	65,494	31,830	97,324	29,026
100103	Admin Professional 2	Fairbanks	FT		APT - Exempt Employees	38.5%	84,843	32,665	117,508	35,046
100104	Associate General Counsel	Fairbanks	FT		Officer	24.6%	142,800	35,129	177,929	53,066
100105	Associate General Counsel	Fairbanks	FT		Officer	24.6%	145,860	35,882	181,742	54,204
100200	Senior Administrator Officer	Fairbanks	FT		Officer	24.6%	204,000	50,184	254,184	75,809
100201	Human Resources Professional 5	Fairbanks	FT		APT - Exempt Employees	38.5%	76,809	29,571	106,380	31,727
100202	Director (Admin)	Fairbanks	FT		Officer	24.6%	123,556	30,395	153,951	45,915
100203	Director (Admin)	Fairbanks	FT		Officer	24.6%	130,560	32,118	162,678	48,518
100204	Human Resources Technician 3	Fairbanks	FT		PERS - Classified	48.6%	49,115	23,870	72,985	21,767
100205	Human Resources Professional 1	Fairbanks	FT		PERS - Classified	48.6%	46,272	22,488	68,760	20,507
100206	Director (Admin)	Fairbanks	FT		Officer	24.6%	103,530	25,468	128,998	38,473
100207	Admin Specialist 3	Fairbanks	FT		APT - Exempt Employees	38.5%	62,311	23,990	86,301	25,739
100208	Human Resources Professional 5	Fairbanks	FT		APT - Exempt Employees	38.5%	99,503	38,309	137,812	41,102
100210	Environmental Health/Safety 4	Fairbanks	FT		APT - Exempt Employees	38.5%	121,419	46,746	168,165	50,155
100211	Human Resources Manager 2	Fairbanks	FT		APT - Exempt Employees	38.5%	115,521	44,476	159,997	47,718

Component: Systemwide Services (730)
RDU: UA System Office (234)
Notes:
1. If a position is split, an asterisk (*) will appear in the Split/Count column. If the split position is also counted in the component, two asterisks (**) will appear in the column.
2. "Pool" PCN refers to UA temporary positions, such as adjunct faculty; student employees; and other non-permanent staff. Multiple incumbents may share the same labor pool position number

PCN	Job Class Title	Location	Time Status	Split/ Count	Employee Class	Benefit Rate	Annual Budgeted Salary	Annual Benefits	Total Costs	UGF Estimate
100213	Administrative Professional 2	Fairbanks	FT		APT - Exempt Employees	38.5%	59,872	23,051	82,923	24,731
100214	Human Resources Professional 4	Fairbanks	FT		APT - Exempt Employees	38.5%	74,553	28,703	103,256	30,796
100215	Administrative Professional 4	Fairbanks	FT		APT - Exempt Employees	38.5%	102,516	39,469	141,985	42,346
100216	Human Resources Professional 4	Fairbanks	FT		APT - Exempt Employees	38.5%	85,670	32,983	118,653	35,388
100217	Administrative Professional 4	Fairbanks	FT		APT - Exempt Employees	38.5%	105,592	40,653	146,245	43,617
100218	Administrative Professional 4	Fairbanks	FT		APT - Exempt Employees	38.5%	65,494	25,215	90,709	27,054
100219	Human Resources Technician 3	Fairbanks	FT		PERS - Classified	48.6%	48,627	23,633	72,260	21,551
100220	Administrative Management 1	Fairbanks	FT		APT - Exempt Employees	38.5%	87,431	33,661	121,092	36,115
100221	Human Resources Professional 3	Fairbanks	FT		APT - Exempt Employees	38.5%	59,296	22,829	82,125	24,493
100222	Fiscal Professional 1	Fairbanks	FT		PERS - Classified	48.6%	46,718	22,705	69,423	20,705
100223	Fiscal Professional 3	Fairbanks	FT		APT - Exempt Employees	38.5%	77,544	29,854	107,398	32,031
100224	Human Resources Professional 3	Fairbanks	FT		APT - Exempt Employees	38.5%	76,802	29,569	106,371	31,725
100225	Human Resources Professional 5	Fairbanks	FT		APT - Exempt Employees	38.5%	78,349	30,164	108,513	32,364
100226	Human Resources Professional 3	Fairbanks	FT		APT - Exempt Employees	38.5%	61,096	23,522	84,618	25,237
100227	Human Resources Technician 4	Fairbanks	FT		PERS - Classified	48.6%	50,579	24,581	75,160	22,416
100228	Fiscal Manager 3	Fairbanks	FT		APT - Exempt Employees	38.5%	85,670	32,983	118,653	35,388
100229	Human Resources Manager 1	Fairbanks	FT		APT - Exempt Employees	38.5%	83,146	32,011	115,157	34,345
100231	Human Resources Professional 4	Fairbanks	FT		APT - Exempt Employees	38.5%	77,544	29,854	107,398	32,031
100232	Human Resources Professional 5	Fairbanks	FT		APT - Exempt Employees	38.5%	73,047	28,123	101,170	30,174
100233	Admin Specialist 1	Fairbanks	FT		PERS - Classified	48.6%	47,163	22,921	70,084	20,902
100234	Human Resources Professional 3	Fairbanks	FT		APT - Exempt Employees	38.5%	61,096	23,522	84,618	25,237
100235	Human Resources Professional 2	Fairbanks	FT		PERS - Classified	48.6%	52,085	25,313	77,398	23,084
100236	Fiscal Professional 2	Fairbanks	FT		APT - Exempt Employees	38.5%	77,544	29,854	107,398	32,031
100237	Director (Admin)	Fairbanks	FT		Officer	24.6%	100,907	24,823	125,730	37,498
100238	Human Resources Professional 5	Fairbanks	FT		APT - Exempt Employees	38.5%	83,994	32,338	116,332	34,695
100239	Human Resources Technician 2	Fairbanks	FT		PERS - Classified	48.6%	46,272	22,488	68,760	20,507
100240	Human Resources Professional 4	Fairbanks	FT		APT - Exempt Employees	38.5%	69,504	26,759	96,263	28,710
100241	Human Resources Professional 2	Fairbanks	FT		PERS - Classified	48.6%	75,974	36,923	112,897	33,671
100242	Human Resources Professional 3	Fairbanks	FT		APT - Exempt Employees	38.5%	69,504	26,759	96,263	28,710
100243	Human Resources Technician 2	Fairbanks	FT		PERS - Classified	48.6%	58,111	28,242	86,353	25,754
100244	Human Resources Professional 2	Fairbanks	FT		PERS - Classified	48.6%	56,986	27,695	84,681	25,256
100245	Human Resources Professional 2	Fairbanks	FT		PERS - Classified	48.6%	54,228	26,355	80,583	24,033
100246	Human Resources Professional 4	Fairbanks	FT		APT - Exempt Employees	38.5%	61,717	23,761	85,478	25,493
100247	Human Resources Professional 3	Fairbanks	FT		APT - Exempt Employees	38.5%	62,335	23,999	86,334	25,749
100248	Human Resources Professional 3	Fairbanks	FT		APT - Exempt Employees	38.5%	64,178	24,709	88,887	26,510

Component: Systemwide Services (730)
RDU: UA System Office (234)
Notes:
1. If a position is split, an asterisk (*) will appear in the Split/Count column. If the split position is also counted in the component, two asterisks (**) will appear in the column.
2. "Pool" PCN refers to UA temporary positions, such as adjunct faculty; student employees; and other non-permanent staff. Multiple incumbents may share the same labor pool position number

PCN	Job Class Title	Location	Time Status	Split/ Count	Employee Class	Benefit Rate	Annual Budgeted Salary	Annual Benefits	Total Costs	UGF Estimate
100249	Human Resources Technician 4	Fairbanks	FT		PERS - Classified	48.6%	54,228	26,355	80,583	24,033
100251	Human Resources Technician 2	Fairbanks	FT		PERS - Classified	48.6%	41,032	19,942	60,974	18,185
100252	Fiscal Technician 3	Fairbanks	FT		PERS - Classified	48.6%	47,163	22,921	70,084	20,902
100253	Human Resources Technician 3	Fairbanks	FT		PERS - Classified	48.6%	49,582	24,097	73,679	21,974
100254	Human Resources Professional 2	Fairbanks	FT		PERS - Classified	48.6%	53,655	26,076	79,731	23,780
100255	Human Resources Professional 4	Fairbanks	FT		APT - Exempt Employees	38.5%	65,494	25,215	90,709	27,054
100256	Human Resources Professional 3	Fairbanks	FT		APT - Exempt Employees	38.5%	66,151	25,468	91,619	27,325
100257	Human Resources Technician 2	Fairbanks	FT		PERS - Classified	48.6%	47,163	22,921	70,084	20,902
100258	Human Resources Technician 3	Fairbanks	FT		PERS - Classified	48.6%	53,655	26,076	79,731	23,780
100261	Human Resources Technician 2	Fairbanks	FT		PERS - Classified	48.6%	45,339	22,035	67,374	20,094
100301	Research Professional 3	Fairbanks	FT		APT - Exempt Employees	38.5%	59,872	23,051	82,923	24,731
100302	Fiscal Professional 2	Fairbanks	FT		APT - Exempt Employees	38.5%	47,872	18,431	66,303	19,774
100303	Research Professional 2	Fairbanks	FT		APT - Exempt Employees	38.5%	55,331	21,302	76,633	22,856
100305	Admin Professional 4	Fairbanks	FT		APT - Exempt Employees	38.5%	100,479	38,684	139,163	41,505
100410	Executive Director	Fairbanks	FT		Sr. Administrator	24.6%	124,370	30,595	154,965	46,218
100411	Internal Auditor 3	Fairbanks	FT		APT - Exempt Employees	38.5%	79,157	30,475	109,632	32,697
100412	Internal Auditor 3	Fairbanks	FT		APT - Exempt Employees	38.5%	59,872	23,051	82,923	24,731
100421	Adminstrative Professional 2	Fairbanks	FT		APT - Exempt Employees	38.5%	83,146	32,011	115,157	34,345
100423	Administrative Management 5	Fairbanks	FT		APT - Exempt Employees	38.5%	142,338	54,800	197,138	58,796
100425	Administrative Professional 3	Fairbanks	FT		APT - Exempt Employees	38.5%	87,431	33,661	121,092	36,115
100426	Director (Admin)	Fairbanks	FT		Officer	24.6%	153,000	37,638	190,638	56,857
100427	Administrative Professional 3	Fairbanks	FT		APT - Exempt Employees	38.5%	82,318	31,692	114,010	34,003
100428	Administrative Professional 3	Fairbanks	FT		APT - Exempt Employees	38.5%	65,494	25,215	90,709	27,054
100432	Administrative Management 5	Fairbanks	FT		APT - Exempt Employees	38.5%	126,341	48,641	174,982	52,188
100441	Administrative Management 4	Fairbanks	FT		APT - Exempt Employees	38.5%	128,866	49,613	178,479	53,231
100442	IS Professional 3A	Fairbanks	FT		APT - Exempt Employees	38.5%	100	-	100	-
100443	Risk Management 5	Fairbanks	FT		APT - Exempt Employees	38.5%	106,696	41,078	147,774	44,073
100445	Risk Management 5	Fairbanks	FT		APT - Exempt Employees	38.5%	112,084	43,152	155,236	46,299
100450	Fiscal Manager 4	Fairbanks	FT		APT - Exempt Employees	38.5%	115,521	44,476	159,997	47,718
100451	Fiscal Manager 4	Fairbanks	FT		APT - Exempt Employees	38.5%	107,735	41,478	149,213	44,502
100453	Assistant Vice President	Fairbanks	FT		Officer	24.6%	100,000	24,600	124,600	37,161
100455	Administrative Management 5	Fairbanks	FT		APT - Exempt Employees	38.5%	134,085	51,623	185,708	55,386
100456	Fiscal Technician 3	Fairbanks	FT		PERS - Classified	48.6%	53,655	26,076	79,731	23,780
100457	Fiscal Professional 2	Fairbanks	FT		APT - Exempt Employees	38.5%	55,331	21,302	76,633	22,856
100458	Fiscal Professional 3	Fairbanks	FT		APT - Exempt Employees	38.5%	68,825	26,498	95,323	28,430

Component: Systemwide Services (730)
RDU: UA System Office (234)
Notes:
1. If a position is split, an asterisk (*) will appear in the Split/Count column. If the split position is also counted in the component, two asterisks (**) will appear in the column.
2. "Pool" PCN refers to UA temporary positions, such as adjunct faculty; student employees; and other non-permanent staff. Multiple incumbents may share the same labor pool position number

PCN	Job Class Title	Location	Time Status	Split/ Count	Employee Class	Benefit Rate	Annual Budgeted Salary	Annual Benefits	Total Costs	UGF Estimate
100461	Admin Specialist 2	Fairbanks	FT		PERS - Classified	48.6%	56,986	27,695	84,681	25,256
100462	Fiscal Professional 4	Fairbanks	FT		APT - Exempt Employees	38.5%	83,994	32,338	116,332	34,695
100466	Fiscal Technician 4	Fairbanks	FT		PERS - Classified	48.6%	56,413	27,417	83,830	25,002
100467	Fiscal Professional 3	Fairbanks	FT		APT - Exempt Employees	38.5%	79,899	30,761	110,660	33,004
100471	Fiscal Professional 3	Fairbanks	FT		APT - Exempt Employees	38.5%	83,994	32,338	116,332	34,695
100476	Risk Management 4	Fairbanks	FT		APT - Exempt Employees	38.5%	104,573	40,261	144,834	43,196
100480	Chief Procurement Officer	Fairbanks	FT		Officer	24.6%	159,681	39,282	198,963	59,340
100481	Proc/Cont Svcs Professional 3	Fairbanks	FT		APT - Exempt Employees	38.5%	126,341	48,641	174,982	52,188
100482	Proc/ Cont Svcs Professional 3	Fairbanks	FT		APT - Exempt Employees	38.5%	89,150	34,323	123,473	36,825
100483	Proc/ Cont Svcs Professional 3	Fairbanks	FT		APT - Exempt Employees	38.5%	73,810	28,417	102,227	30,489
100484	Fiscal Manager 2	Fairbanks	FT		APT - Exempt Employees	38.5%	74,553	28,703	103,256	30,796
100485	Proc/ Cont Svcs Professional 3	Fairbanks	FT		APT - Exempt Employees	38.5%	75,974	29,250	105,224	31,383
100486	Administrative Professional 2	Fairbanks	FT		APT - Exempt Employees	38.5%	61,123	23,532	84,655	25,248
100487	Proc/ Cont Svcs Professional 2	Fairbanks	FT		APT - Exempt Employees	38.5%	67,446	25,967	93,413	27,860
100488	Proc/ Cont Svcs Professional 1	Fairbanks	FT		APT - Exempt Employees	38.5%	59,872	23,051	82,923	24,731
100489	Proc/ Cont Svcs Professional 2	Fairbanks	FT		APT - Exempt Employees	38.5%	59,872	23,051	82,923	24,731
100490	Proc/ Cont Svcs Professional 1	Fairbanks	FT		APT - Exempt Employees	38.5%	52,616	20,257	72,873	21,734
100491	Admin Generalist 3	Fairbanks	FT		PERS - Classified	48.6%	56,413	27,417	83,830	25,002
100493	Proc/Cont Svcs Professional 2	Fairbanks	FT		APT - Exempt Employees	38.5%	59,872	23,051	82,923	24,731
100502	Internal Auditor 1	Fairbanks	FT		APT - Exempt Employees	38.5%	50,579	19,473	70,052	20,893
100509	IS Professional 3A	Fairbanks	FT		APT - Exempt Employees	38.5%	62,927	24,227	87,154	25,993
100601	Admin Specialist 2	Fairbanks	FT		PERS - Classified	48.6%	55,331	26,891	82,222	24,522
100603	Administrative Management 4	Fairbanks	FT		APT - Exempt Employees	38.5%	60,000	23,100	83,100	24,784
100606	Vice President	Fairbanks	FT		Officer	24.6%	247,248	60,823	308,071	91,881
100608	Administrative Professional 3	Fairbanks	FT		APT - Exempt Employees	38.5%	83,146	32,011	115,157	34,345
100609	Officer	Fairbanks	FT		Officer	24.6%	233,156	57,356	290,512	86,644
100611	Associate General Counsel	Fairbanks	FT		Officer	24.6%	142,800	35,129	177,929	53,066
100613	Admin Generalist 4	Fairbanks	FT		PERS - Classified	48.6%	46,272	22,488	68,760	20,507
100614	Risk Management 4	Fairbanks	FT		APT - Exempt Employees	38.5%	83,145	32,011	115,156	34,345
100618	Real Property Specialist 4	Fairbanks	FT		APT - Exempt Employees	38.5%	125,068	48,151	173,219	51,662
100619	Admin Specialist 3	Fairbanks	FT		APT - Exempt Employees	38.5%	63,584	24,480	88,064	26,265
100624	Fiscal Professional 4	Fairbanks	FT		APT - Exempt Employees	38.5%	90,953	35,017	125,970	37,570
100625	Admin Specialist 2	Fairbanks	FT	*	PERS - Classified	48.6%	24,784	12,045	36,829	-
100634	Adminstrative Professional 2	Fairbanks	FT	*	APT - Exempt Employees	38.5%	18,373	7,074	25,447	-
100652	Senior Administrative Officer	Fairbanks	FT		Officer	24.6%	133,926	32,946	166,872	49,769

Personal Services Expenditure Detail
University of Alaska

Component: Systemwide Services (730)
RDU: UA System Office (234)
Notes:
1. If a position is split, an asterisk (*) will appear in the Split/Count column. If the split position is also counted in the component, two asterisks (**) will appear in the column.
2. "Pool" PCN refers to UA temporary positions, such as adjunct faculty; student employees; and other non-permanent staff. Multiple incumbents may share the same labor pool position number

PCN	Job Class Title	Location	Time Status	Split/ Count	Employee Class	Benefit Rate	Annual Budgeted Salary	Annual Benefits	Total Costs	UGF Estimate
100654	Senior Administrator Officer	Fairbanks	FT	*	Officer	24.6%	100	-	100	-
101030	Fiscal Technician 3	Fairbanks	FT		PERS - Classified	48.6%	100	-	100	-
101040	Fiscal Professional 4	Fairbanks	FT		APT - Exempt Employees	38.5%	92,799	35,728	128,527	38,332
101042	IS Ops Technician 3	Fairbanks	FT		PERS - Classified	48.6%	100	-	100	-
101058	Risk Management 2	Fairbanks	FT		PERS - Classified	48.6%	50,579	24,581	75,160	22,416
104000	Real Property Specialist 4	Fairbanks	FT		APT - Exempt Employees	38.5%	100	-	100	-
104001	Real Property Specialist 3	Fairbanks	FT		APT - Exempt Employees	38.5%	64,178	24,709	88,887	26,510
104002	Real Property Specialist 4	Fairbanks	FT		APT - Exempt Employees	38.5%	97,530	37,549	135,079	40,287
104003	Real Property Specialist 3	Fairbanks	FT		APT - Exempt Employees	38.5%	73,810	28,417	102,227	30,489
104007	Administrative Professional 1	Fairbanks	FT		APT - Exempt Employees	38.5%	55,331	21,302	76,633	22,856
104008	Fiscal Professional 3	Fairbanks	FT		APT - Exempt Employees	38.5%	83,146	32,011	115,157	34,345
104009	Real Property Specialist 3	Fairbanks	FT		APT - Exempt Employees	38.5%	79,157	30,475	109,632	32,697
104013	Real Property Specialist 3	Fairbanks	FT		APT - Exempt Employees	38.5%	75,253	28,972	104,225	31,085
104015	Real Property Specialist 4	Fairbanks	FT		APT - Exempt Employees	38.5%	103,513	39,853	143,366	42,758
104016	Administrative Management 4	Fairbanks	FT		APT - Exempt Employees	38.5%	132,770	51,116	183,886	54,843
109039	Human Resources Technician 2	Fairbanks	FT		PERS - Classified	48.6%	41,032	19,942	60,974	18,185
109910	Senior Administrator Officer	Fairbanks	FT		Officer	24.6%	168,300	41,402	209,702	62,543
210257	IS Consultant 4A	Fairbanks	FT	*	APT - Exempt Employees	38.5%	24,876	9,577	34,453	10,276
Pool	Adjunct Facilty	Fairbanks	PT		Non-Represented Adjunct Faculty	0.0%	1,933		1,933	577
Pool	Adjunct Facilty	Fairbanks	PT		UNAD Adjunct Faculty	0.0%	3,249		3,249	969
Pool	UA Labor Pool	Fairbanks	PT		Labor Pool	0.0%	928,336		928,336	276,872
					Total Position Costs		14,038,096	4,667,504	18,705,600	5,560,108

Full Time Positions:	154
Part Time Positions:	
Positions in Component:	**154**

Federal Receipts (1002)	-
General Fund Receipts (1004)	5,560,108
Interagency Receipts (1007)	-
University Receipts (1048)	7,104,176
UA Intra-agency Transfers (1174)	6,041,316
UA Funding	**18,705,600**

State of Alaska
FY2024 Governor's Operating Budget

University of Alaska
Office of Information Technology
Component Budget Summary

Component: Office of Information Technology

Contribution to Department's Mission

The University of Alaska Office of Information Technology (OIT) is a strategic organization providing robust, reliable, and cost-effective technology infrastructure and services across the university system in order to support and enhance teaching, learning, research, business operations and outreach for Alaskans.

Core Services

- Academic Support and Computing Technologies
- Accounts and Identity and Access Management (IAM)
- Administrative Systems
- Classes and Courseware
- Computer Labs
- Contract Management
- Desktop Support
- Digital Signage
- Email, Calendar and Collaboration
- Internet, Wireless and Network Access
- Printing and Copy Services
- Programming and Development
- Security and IT Policies
- Server and Database Administration
- Data Center Operations
- Service Center/Help Desk
- Classroom Instructional Technology
- Telephone Services
- Training Services
- Video and Audio Conferencing
- Web Services

Major Component Accomplishments in 2022

See Statewide Services RDU.

Key Component Challenges

See Statewide Services RDU.

Significant Changes in Results to be Delivered in FY2024

See Statewide Services RDU.

Statutory and Regulatory Authority

No statutes and regulations.

Contact Information

Contact: Michelle Rizk, Vice President, University Relations
Phone: (907) 450-8187
E-mail: marizk@alaska.edu

Office of Information Technology
Personal Services Information

Authorized Positions	FY2023 Management Plan	FY2024 Governor	Personal Services Costs	
			Annual Salaries	0
Full-time	56	56	Premium Pay	0
Part-time	0	0	Annual Benefits	0
Nonpermanent	0	0	*Less % Vacancy Factor*	()
			Lump Sum Premium Pay	0
Totals	**56**	**56**	**Total Personal Services**	

Position Classification Summary

Job Class Title	Anchorage	Fairbanks	Juneau	Others	Total
No personal services.					
Totals	**0**	**0**	**0**	**0**	**0**

Component Detail All Funds
University of Alaska

Component: Office of Information Technology (734) Non-Formula Component
RDU: UA System Office (234)

	FY2022 Actuals	FY2023 Conference Committee	FY2023 Authorized	FY2023 Management Plan	FY2024 Governor	FY2023 Management Plan vs FY2024 Governor	
71000 Personal Services	5,807.1	6,776.4	6,776.4	7,249.9	7,530.4	280.5	3.9%
72000 Travel	35.6	164.8	164.8	161.3	161.3	0.0	0.0%
73000 Services	8,608.6	9,025.1	9,025.1	10,358.4	10,358.4	0.0	0.0%
74000 Commodities	161.0	305.9	305.9	304.5	304.5	0.0	0.0%
75000 Capital Outlay	336.9	105.5	105.5	105.5	105.5	0.0	0.0%
77000 Grants, Benefits	-199.4	0.0	0.0	0.0	0.0	0.0	0.0%
78000 Miscellaneous	0.0	0.0	0.0	0.0	0.0	0.0	0.0%
Totals	**14,749.8**	**16,377.7**	**16,377.7**	**18,179.6**	**18,460.1**	**280.5**	**1.5%**
Fund Sources:							
1004 Gen Fund (UGF)	3,765.1	4,896.1	4,896.1	6,698.0	6,978.5	280.5	4.2%
1048 Univ Rcpt (DGF)	8,192.8	7,902.8	7,902.8	7,902.8	7,902.8	0.0	0.0%
1174 UA I/A (Other)	2,791.9	3,578.8	3,578.8	3,578.8	3,578.8	0.0	0.0%
Unrestricted General (UGF)	**3,765.1**	**4,896.1**	**4,896.1**	**6,698.0**	**6,978.5**	**280.5**	**4.2%**
Designated General (DGF)	**8,192.8**	**7,902.8**	**7,902.8**	**7,902.8**	**7,902.8**	**0.0**	**0.0%**
Other Funds	**2,791.9**	**3,578.8**	**3,578.8**	**3,578.8**	**3,578.8**	**0.0**	**0.0%**
Federal Funds	**0.0**	**0.0**	**0.0**	**0.0**	**0.0**	**0.0**	**0.0%**
Positions:							
Permanent Full Time	53	53	53	56	56	0	0.0%
Permanent Part Time	0	0	0	0	0	0	0.0%
Non Permanent	0	0	0	0	0	0	0.0%

Change Record Detail - Multiple Scenarios with Descriptions
University of Alaska

Component: Office of Information Technology (734)
RDU: UA System Office (234)

Scenario/Change Record Title	Trans Type	Totals	Personal Services	Travel	Services	Commodities	Capital Outlay	Grants, Benefits	Miscellaneous	Positions PFT	Positions PPT	Positions NP
********** Changes From FY2023 Conference Committee To FY2023 Authorized **********												
FY2023 Conference Committee	ConfCom	16,377.7	6,776.4	164.8	9,025.1	305.9	105.5	0.0	0.0	53	0	0
1004 Gen Fund	4,896.1											
1048 Univ Rcpt	7,902.8											
1174 UA I/A	3,578.8											
	Subtotal	**16,377.7**	**6,776.4**	**164.8**	**9,025.1**	**305.9**	**105.5**	**0.0**	**0.0**	**53**	**0**	**0**
********** Changes From FY2023 Authorized To FY2023 Management Plan **********												
Align Authority with Anticipated Expenditures	LIT	0.0	345.8	-3.5	-340.9	-1.4	0.0	0.0	0.0	0	0	0

Transfers between expenditure categories that University of Alaska management and the Board of Regents have deemed necessary to accurately reflect expenditure levels for FY2023.

Transfer Positions Between Allocations for Anticipated Needs	PosAdj	0.0	0.0	0.0	0.0	0.0	0.0	0.0	0.0	3	0	0

Position transfers deemed necessary to accurately reflect University of Alaska position assignments for FY2023. Positions will be transferred between various allocations.

Full-time Position Transfers:
(2) Systemwide Services
3 Office of Information Technology
4 Anchorage Campus
(2) Kenai Peninsula College
(1) Kodiak College
(2) Matanuska Susitna College
1 Prince William Sound College
(2) Fairbanks Campus
(3) Bristol Bay Campus
(1) Chukchi Campus
(1) Interior Alaska Campus
6 College of Rural and Community Development

University of Alaska FY2023 Transfer to Budget Reductions/Additions	Trout	-4,896.1	0.0	0.0	-4,896.1	0.0	0.0	0.0	0.0	0	0	0
1004 Gen Fund	-4,896.1											

Transfer FY2023 conference committee unrestricted general funds from all components to budget reductions/additions. Funds will be redistributed to adjust for the impact of the multiple years of budget reductions.

Component: Office of Information Technology (734)
RDU: UA System Office (234)

Scenario/Change Record Title	Trans Type	Totals	Personal Services	Travel	Services	Commodities	Capital Outlay	Grants, Benefits	Miscellaneous	Positions PFT	Positions PPT	Positions NP
$288,941.1 - Budget Reductions/Additions - Systemwide												
($6,458.9) - Systemwide Services												
($4,896.1) - Office of Information Technology												
($88,610.2) - Anchorage Campus												
($959.6) - Small Business Development Center												
($6,430.5) - Kenai Peninsula College												
($2,351.3) - Kodiak College												
($4,682.3) - Matanuska-Susitna College												
($2,725.9) - Prince William Sound College												
($129,336.8) - Fairbanks Campus												
($1,145.0) - Bristol Bay College												
($640.4) - Chukchi Campus												
($4,843.7) - College of Rural and Community Development												
($1,360.0) - Interior Alaska Campus												
($2,451.3) - Kuskokwim Campus												
($1,221.2) - Northwest Campus												
($4,941.9) - University of Alaska Fairbanks Community and Technical college												
($21,712.1) - Juneau Campus												
($1,899.8) - Ketchikan Campus												
($2,274.1) - Sitka Campus												
University of Alaska FY2023 Distribution of Base State Funds												
	Trin	5,570.3	0.0	0.0	5,570.3	0.0	0.0	0.0	0.0	0	0	0
1004 Gen Fund		5,570.3										

Redistribute unrestricted general funds from budget reductions/additions to all components. Represents the resetting impact of the multi-year budget reductions and the limitations imposed given the dual appropriation. FY2023 increases for compensation, fixed costs, and programs are recorded in separate change records.

($272,733.5) - Budget Reductions/Additions - Systemwide
$8,994.9 - Systemwide Services
$5,570.3 - Office of Information Technology
$83,768.7 - Anchorage Campus
$959.6 - Small Business Development Center
$6,289.1 - Kenai Peninsula College
$2,303.3 - Kodiak College
$4,568.7 - Matanuska-Susitna College
$2,666.7 - Prince William Sound College
$120,838.3 - Fairbanks Campus
$1,100.3 - Bristol Bay College
$607.8 - Chukchi Campus

Component: Office of Information Technology (734)
RDU: UA System Office (234)

Scenario/Change Record Title	Trans Type	Totals	Personal Services	Travel	Services	Commodities	Capital Outlay	Grants, Benefits	Miscellaneous	Positions PFT	Positions PPT	Positions NP
$4,786.3 - College of Rural and Community Development												
$1,294.5 - Interior Alaska Campus												
$2,324.6 - Kuskokwim Campus												
$1,161.7 - Northwest Campus												
$4,884.3 - University of Alaska Fairbanks Community and Technical college												
$17,076.2 - Juneau Campus												
$1,602.9 - Ketchikan Campus												
$1,935.3 - Sitka Campus												
University of Alaska Compensation Increases												
	Trin	127.7	127.7	0.0	0.0	0.0	0.0	0.0	0.0	0	0	0
1004 Gen Fund		127.7										

Distribute funding for compensation increases to the following employee groups: University of Alaska non-union staff, Fairbanks Firefighters Association union, and Alaska Higher Education Crafts and Trades Employees (local 6070) union.

($4,357.6) - Budget Reductions/Additions - Systemwide
$346.6 - Systemwide Services
$127.7 - Office of Information Technology
$1,364.5 - Anchorage Campus
$78.1 - Kenai Peninsula College
$24.2 - Kodiak College
$63.5 - Matanuska-Susitna College
$47.3 - Prince William Sound College
$1,800.9 - Fairbanks Campus
$14.4 - Bristol Bay College
$10.3 - Chukchi Campus
$43.8 - College of Rural and Community Development
$16.8 - Interior Alaska Campus
$37.3 - Kuskokwim Campus
$17.5 - Northwest Campus
$48.0 - University of Alaska Fairbanks Community and Technical college
$257.6 - Juneau Campus
$32.2 - Ketchikan Campus
$26.9 - Sitka Campus

University of Alaska Fixed Cost Increases												
	Trin	1,000.0	0.0	0.0	1,000.0	0.0	0.0	0.0	0.0	0	0	0
1004 Gen Fund		1,000.0										

Distribute funding for fixed cost increases: $1 million for cyber-security and cloud migration, $2 million for insurance premium increases, and $1 million for facility maintenance.

Component: Office of Information Technology (734)
RDU: UA System Office (234)

Scenario/Change Record Title	Trans Type	Totals	Personal Services	Travel	Services	Commodities	Capital Outlay	Grants, Benefits	Miscellaneous	Positions PFT	Positions PPT	Positions NP
($4,000.0) - Budget Reductions/Additions - Systemwide $44.0 - Systemwide Services $1,000.0 - Office of Information Technology $1,030.0 - Anchorage Campus $1,745.0 - Fairbanks Campus $181.0 - Juneau Campus												
	Subtotal	**18,179.6**	**7,249.9**	**161.3**	**10,358.4**	**304.5**	**105.5**	**0.0**	**0.0**	**56**	**0**	**0**
********** **Changes From FY2023 Management Plan To FY2024 Governor** **********												
University of Alaska Compensation Increases – Staff, Faculty, and Firefighters	SalAdj	280.5	280.5	0.0	0.0	0.0	0.0	0.0	0.0	0	0	0
1004 Gen Fund		280.5										
	Totals	**18,460.1**	**7,530.4**	**161.3**	**10,358.4**	**304.5**	**105.5**	**0.0**	**0.0**	**56**	**0**	**0**

In accordance with the University of Alaska's mission, the University of Alaska is committed to providing a competitive total compensation package, including salary and benefits, that will attract, retain, and reward high-performing employees who share a passion for higher education. The University of Alaska strives to make employee compensation performance-based, competitive to institutions with similar missions, and commensurate with the individual's level of responsibility.

In FY2023, the University of Alaska was able to pay a two percent salary adjustment for all non-union staff, union-represented firefighters, and Local 6070 employees. The FY2024 request includes a 2.75 percent wage increase for staff and firefighters. Except for a market adjustment in FY2020, there has only been one across-the-board increase of one percent, for staff and firefighters, in the five prior years.

The University of Alaska and the United Academics faculty union (UNAC) reached a tentative agreement (TA) on a three-year contract that increases faculty pay by three percent in FY2023, 2.75 percent in FY2024, and 2.5 percent in FY2025. The TA is pending approval by the University of Alaska Board of Regents and the State Department of Administration, and ratification by the United Academics bargaining unit members. The FY2024 request includes a 2.75 percent wage increase for UNAC.

The University of Alaska and the United Academic Adjuncts faculty union (UNAD) reached a tentative agreement (TA) on a two-year contract that increases adjunct faculty pay for semester credit hour minimums by three percent in FY2023 and 2.75 percent in FY2024. The TA is pending approval by the University of Alaska Board of Regents and the State Department of Administration, and ratification by the adjunct bargaining unit members. The FY2024 request includes a 2.75 percent pay increase for UNAD.

The University of Alaska Pension Plan wage base shall increase from $42 thousand to $52 thousand effective the first full pay period after July 1, 2023. This change is estimated to cost $2,500.0.

In FY2024, the University of Alaska will renew its medical (including dental and vision) plan at a higher rate. Parental leave (five days) will be added to the benefits package and life insurance employer-paid benefit plan coverage will increase from $50.0 to $100.0. This request includes $2,300.0 for health benefits increase expected in FY2024.

Change Record Detail - Multiple Scenarios with Descriptions
University of Alaska

Component: Office of Information Technology (734)
RDU: UA System Office (234)

Scenario/Change Record Title	Trans Type	Totals	Personal Services	Travel	Services	Commodities	Capital Outlay	Grants, Benefits	Miscellaneous	Positions PFT	Positions PPT	Positions NP

Personal Services Expenditure Detail
University of Alaska

Component: Office of Information Technology (734)
RDU: UA System Office (234)
Notes:
1. If a position is split, an asterisk (*) will appear in the Split/Count column. If the split position is also counted in the component, two asterisks (**) will appear in the column.
2. "Pool" PCN refers to UA temporary positions, such as adjunct faculty; student employees; and other non-permanent staff. Multiple incumbents may share the same labor pool position number

PCN	Job Class Title	Location	Time Status	Split/ Count	Employee Class	Benefit Rate	Annual Budgeted Salary	Annual Benefits	Total Costs	UGF Estimate
100212	Administrative Professional 4	Fairbanks	FT		APT - Exempt Employees	38.5%	99,503	38,309	137,812	50,775
100300	Senior Administrator Director	Fairbanks	FT		Officer	24.6%	153,000	37,638	190,638	70,238
100420	IS Professional 5A	Fairbanks	FT		APT - Exempt Employees	38.5%	101,455	39,060	140,515	51,771
100463	IS Professional 3A	Fairbanks	FT		APT - Exempt Employees	38.5%	71,604	27,568	99,172	36,538
100617	IS Professional 4A	Fairbanks	FT		APT - Exempt Employees	38.5%	92,799	35,728	128,527	47,354
101000	Executive Director	Fairbanks	FT		Sr. Administrator	24.6%	100,000	24,600	124,600	45,907
101001	Administrative Management 4	Fairbanks	FT		APT - Exempt Employees	38.5%	132,770	51,116	183,886	67,750
101003	IS Professional 5A	Fairbanks	FT		APT - Exempt Employees	38.5%	117,812	45,358	163,170	60,117
101004	IS Manager 4	Fairbanks	FT		APT - Exempt Employees	38.5%	151,122	58,182	209,304	77,115
101009	IS Professional 5A	Fairbanks	FT		APT - Exempt Employees	38.5%	103,513	39,853	143,366	52,821
101010	IS Ops Technician 4	Fairbanks	FT		PERS - Classified	48.6%	58,726	28,541	87,267	32,152
101011	IS Professional 4A	Fairbanks	FT		APT - Exempt Employees	38.5%	65,494	25,215	90,709	33,420
101012	IS Professional 4A	Fairbanks	FT		APT - Exempt Employees	38.5%	65,494	25,215	90,709	33,420
101013	IS Professional 5A	Fairbanks	FT		APT - Exempt Employees	38.5%	73,810	28,417	102,227	37,664
101014	IS Ops Technician 2	Fairbanks	FT		PERS - Classified	48.6%	41,032	19,942	60,974	22,465
101015	IS Professional 5A	Fairbanks	FT		APT - Exempt Employees	38.5%	73,810	28,417	102,227	37,664
101016	Fiscal Professional 2	Fairbanks	FT		APT - Exempt Employees	38.5%	73,047	28,123	101,170	37,275
101017	IS Ops Technician 3	Fairbanks	FT		PERS - Classified	48.6%	59,320	28,830	88,150	32,477
101021	IS Professional 5A	Fairbanks	FT		APT - Exempt Employees	38.5%	65,494	25,215	90,709	33,420
101022	IS Manager 3	Fairbanks	FT		APT - Exempt Employees	38.5%	92,799	35,728	128,527	47,354
101024	IS Ops Technician 2	Fairbanks	FT		PERS - Classified	48.6%	45,339	22,035	67,374	24,823
101026	IS Manager 3	Fairbanks	FT		APT - Exempt Employees	38.5%	119,001	45,815	164,816	60,724
101027	IS Professional 5A	Fairbanks	FT		APT - Exempt Employees	38.5%	104,574	40,261	144,835	53,362
101028	IS Ops Technician 2	Fairbanks	FT		PERS - Classified	48.6%	41,032	19,942	60,974	22,465
101029	IS Manager 4	Fairbanks	FT		APT - Exempt Employees	38.5%	120,189	46,273	166,462	61,330
101031	IS Professional 5A	Fairbanks	FT		APT - Exempt Employees	38.5%	95,599	36,806	132,405	48,782
101032	IS Professional 5A	Fairbanks	FT		APT - Exempt Employees	38.5%	106,695	41,078	147,773	54,445
101033	IS Professional 3A	Fairbanks	FT		APT - Exempt Employees	38.5%	79,157	30,475	109,632	40,392
101034	IS Professional 5A	Fairbanks	FT		APT - Exempt Employees	38.5%	65,494	25,215	90,709	33,420
101036	IS Manager 4	Fairbanks	FT		APT - Exempt Employees	38.5%	155,704	59,946	215,650	79,453
101039	IS Professional 5A	Fairbanks	FT		APT - Exempt Employees	38.5%	107,735	41,478	149,213	54,975
101041	Fiscal Technician 4	Fairbanks	FT		PERS - Classified	48.6%	57,580	27,984	85,564	31,525
101046	Senior Administrative Director	Fairbanks	FT		Officer	24.6%	146,876	36,131	183,007	67,426
101049	IS Professional 4A	Fairbanks	FT		APT - Exempt Employees	38.5%	71,604	27,568	99,172	36,538
101050	IS Professional 5A	Fairbanks	FT		APT - Exempt Employees	38.5%	91,865	35,368	127,233	46,877

Personal Services Expenditure Detail
University of Alaska

Component: Office of Information Technology (734)
RDU: UA System Office (234)
Notes:
1. If a position is split, an asterisk (*) will appear in the Split/Count column. If the split position is also counted in the component, two asterisks (**) will appear in the column.
2. "Pool" PCN refers to UA temporary positions, such as adjunct faculty; student employees; and other non-permanent staff. Multiple incumbents may share the same labor pool position number

PCN	Job Class Title	Location	Time Status	Split/ Count	Employee Class	Benefit Rate	Annual Budgeted Salary	Annual Benefits	Total Costs	UGF Estimate
101051	IS Professional 3A	Fairbanks	FT		APT - Exempt Employees	38.5%	71,604	27,568	99,172	36,538
101054	IS Professional 4A	Fairbanks	FT		APT - Exempt Employees	38.5%	99,503	38,309	137,812	50,775
101056	IS Professional 4A	Fairbanks	FT		APT - Exempt Employees	38.5%	187,200	72,072	259,272	95,525
101063	IS Professional 4A	Fairbanks	FT		APT - Exempt Employees	38.5%	106,695	41,078	147,773	54,445
101070	IS Ops Technician 2	Fairbanks	FT		PERS - Classified	48.6%	55,862	27,149	83,011	30,584
101072	IS Ops Technician 2	Fairbanks	FT		PERS - Classified	48.6%	41,435	20,137	61,572	22,685
101080	IS Professional 6A	Fairbanks	FT		APT - Exempt Employees	38.5%	131,433	50,602	182,035	67,068
101081	IS Professional 5A	Fairbanks	FT		APT - Exempt Employees	38.5%	90,083	34,682	124,765	45,968
101082	IS Professional 4A	Fairbanks	FT		APT - Exempt Employees	38.5%	99,503	38,309	137,812	50,775
101083	IS Professional 4A	Fairbanks	FT		APT - Exempt Employees	38.5%	65,494	25,215	90,709	33,420
101084	IS Professional 3A	Fairbanks	FT		APT - Exempt Employees	38.5%	59,872	23,051	82,923	30,552
101085	Administrative Management 4	Fairbanks	FT		APT - Exempt Employees	38.5%	73,810	28,417	102,227	37,664
101086	Director (Admin)	Fairbanks	FT		Officer	24.6%	155,295	38,203	193,498	71,291
101087	Administrative Management 4	Fairbanks	FT		APT - Exempt Employees	38.5%	121,419	46,746	168,165	61,958
101088	IS Professional 2A	Fairbanks	FT		PERS - Classified	48.6%	66,809	32,469	99,278	36,578
101089	IS Professional 6A	Fairbanks	FT		APT - Exempt Employees	38.5%	83,146	32,011	115,157	42,428
101090	IS Professional 3A	Fairbanks	FT		APT - Exempt Employees	38.5%	71,604	27,568	99,172	36,538
103007	IS Net Technician 6	Fairbanks	FT		PERS - Classified	48.6%	52,616	25,571	78,187	28,807
103010	IS Manager 3	Fairbanks	FT	**	APT - Exempt Employees	38.5%	84,474	32,522	116,996	43,106
103014	IS Professional 5A	Fairbanks	FT		APT - Exempt Employees	38.5%	73,810	28,417	102,227	37,664
103015	IS Net Technician 6	Fairbanks	FT		PERS - Classified	48.6%	57,580	27,984	85,564	31,525
210257	IS Consultant 4A	Fairbanks	FT	*	APT - Exempt Employees	38.5%	9,950	3,831	13,781	5,077
240020	Admin Generalist 4	Fairbanks	FT	*	PERS - Classified	48.6%	24,784	12,045	36,829	13,569
Pool	UA Labor Pool	Fairbanks	PT		Labor Pool	0.0%	223,490		223,490	82,342
						Total Position Costs	5,308,519	1,941,381	7,249,900	2,671,117

Full Time Positions:	56
Part Time Positions:	
Positions in Component:	**56**

Federal Receipts (1002)	-
General Fund Receipts (1004)	2,671,117
Interagency Receipts (1007)	-
University Receipts (1048)	3,151,583
UA Intra-agency Transfers (1174)	1,427,201
UA Funding	**7,249,900**

State of Alaska
FY2024 Governor's Operating Budget

University of Alaska
University of Alaska Anchorage
Results Delivery Unit Budget Summary

University of Alaska Anchorage Results Delivery Unit

Contribution to Department's Mission

The University of Alaska Anchorage (UAA) transforms lives through teaching, research, community engagement and creative expression in a diverse and inclusive environment.

Serving students, the state, and the communities of Southcentral Alaska, UAA is a comprehensive, open access, public university established on the ancestral lands of the Dena'ina, Ahtna Dene, Alutiiq/Sugpiaq, Chugachmiut, and Eyak peoples.

University of Alaska Anchorage Mission Statement
Board of Regents' Policy 01.01.020
Adopted 02-25-21

Results

(Additional performance information is available on the web at https://omb.alaska.gov/results.)

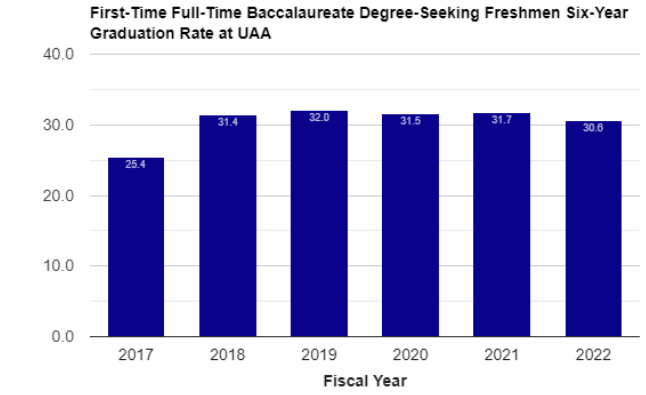

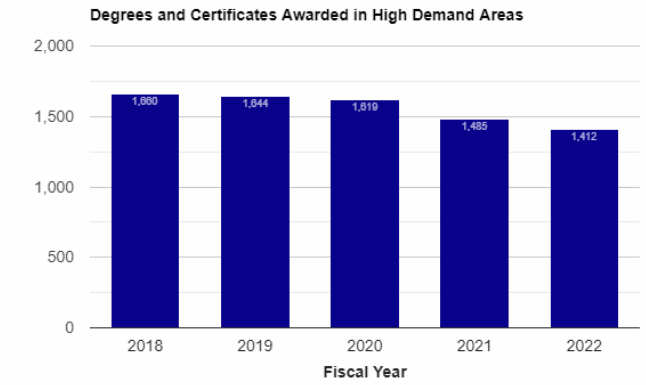

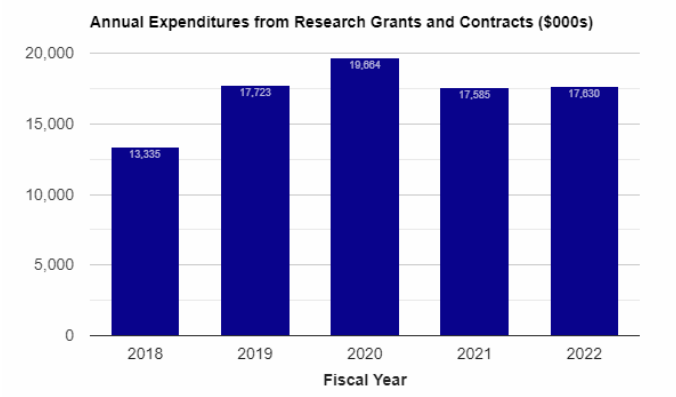

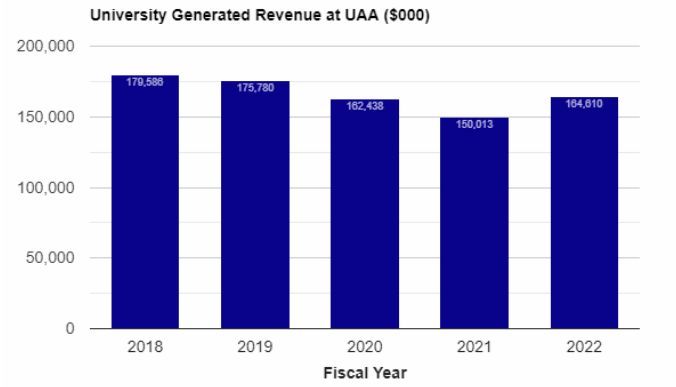

Core Services

- Support Alaskans in achieving their educational goals through their attainment of high-quality credentials, certificates and degrees.
- Ensure student success, completion and the closing of equity gaps by improving retention rates overall and for specific cohorts of students.
- Support Alaska's economic development through awards in high demand workforce development fields.
- Transform the lives of our students, communities, and the state through the advancement of knowledge.
- Serve as good stewards of our financial resources by containing administrative costs.

Measures by Core Service

(Additional performance information is available on the web at https://omb.alaska.gov/results.)

1. Support Alaskans in achieving their educational goals through their attainment of high-quality credentials, certificates and degrees.

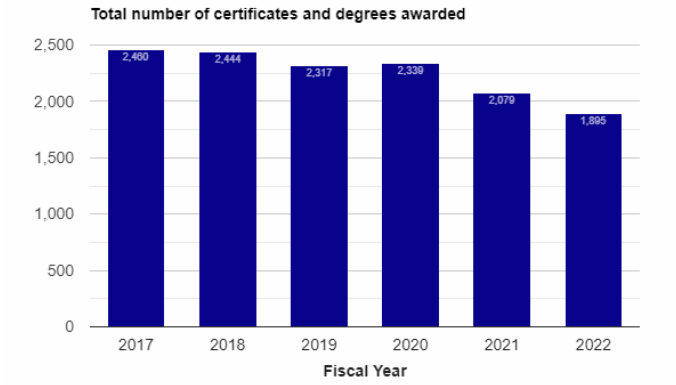

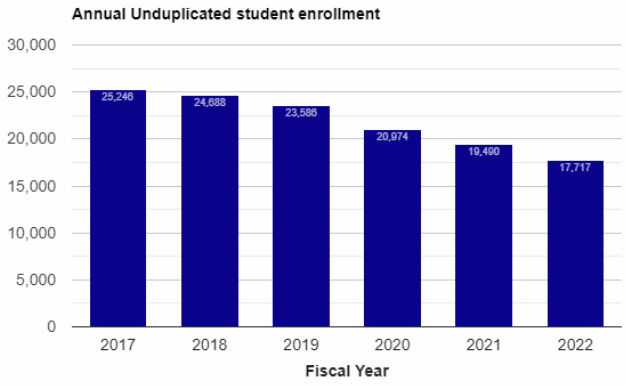

2. Ensure student success, completion and the closing of equity gaps by improving retention rates

overall and for specific cohorts of students.

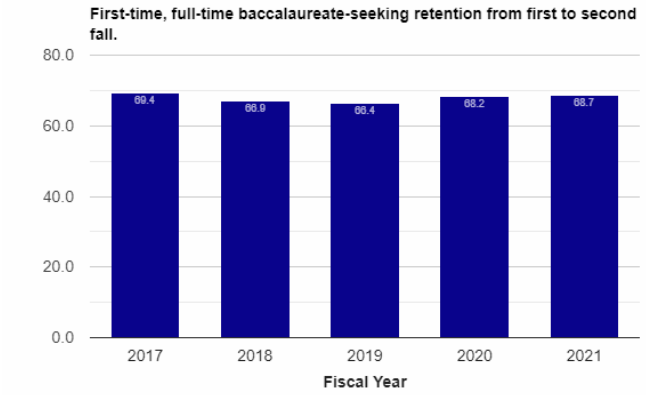

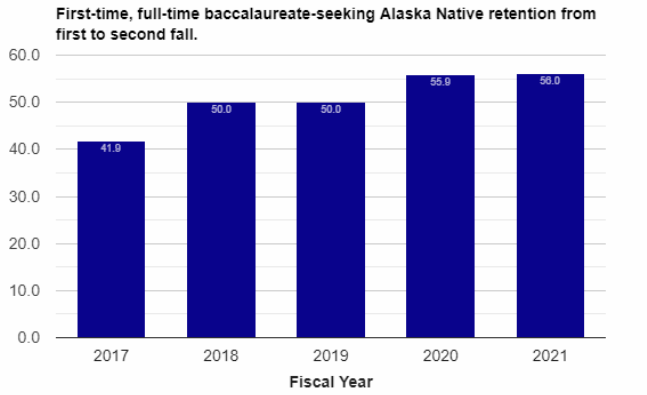

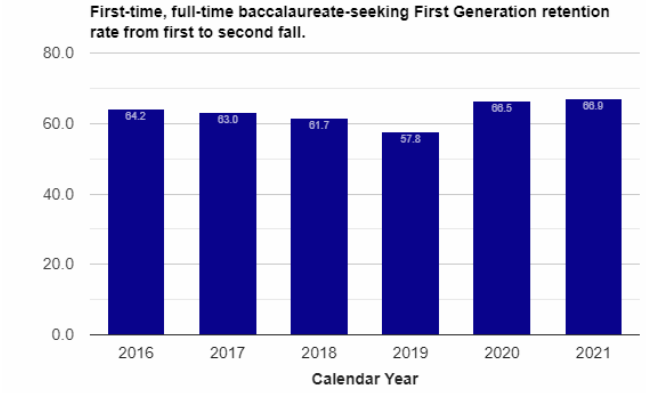

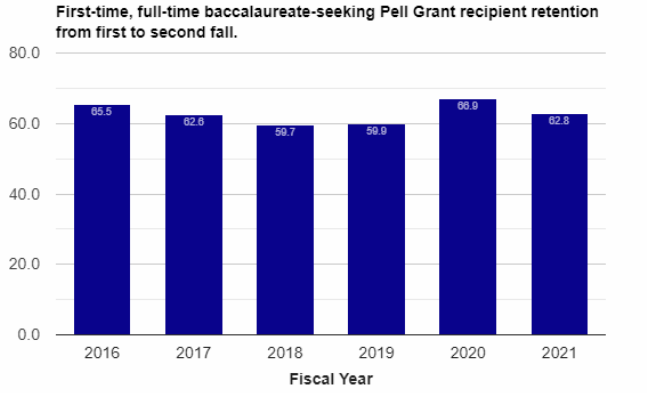

3. Support Alaska's economic development through awards in high demand workforce development fields.

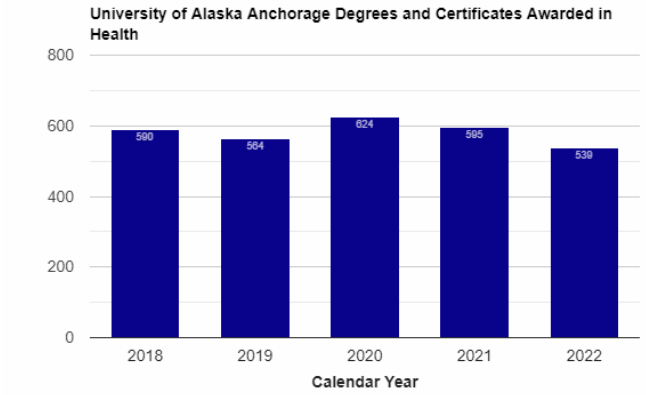

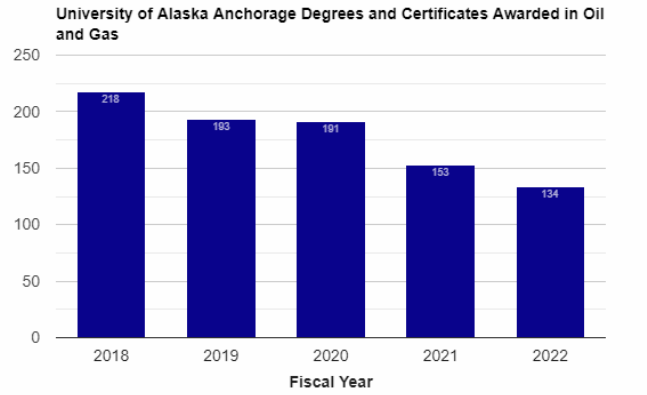

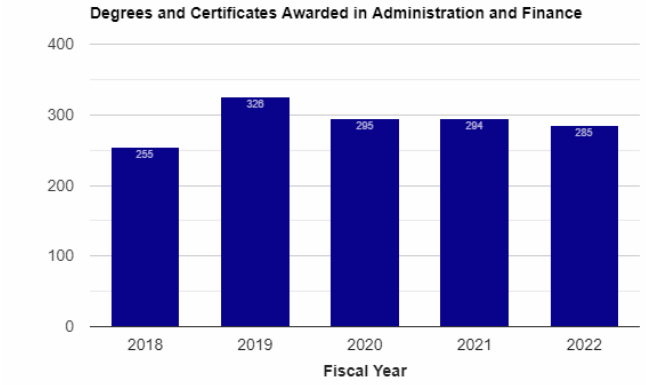

4. Transform the lives of our students, communities, and the state through the advancement of knowledge.

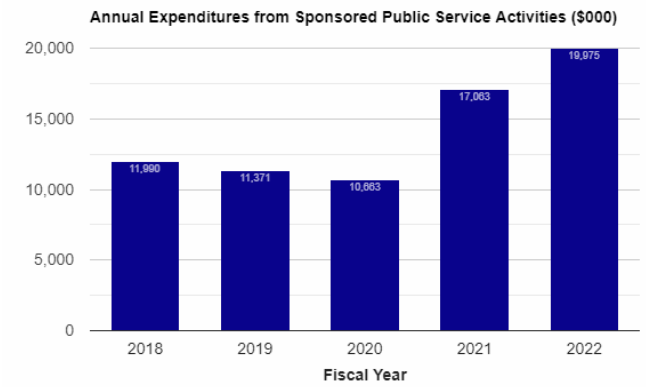

5. Serve as good stewards of our financial resources by containing administrative costs.

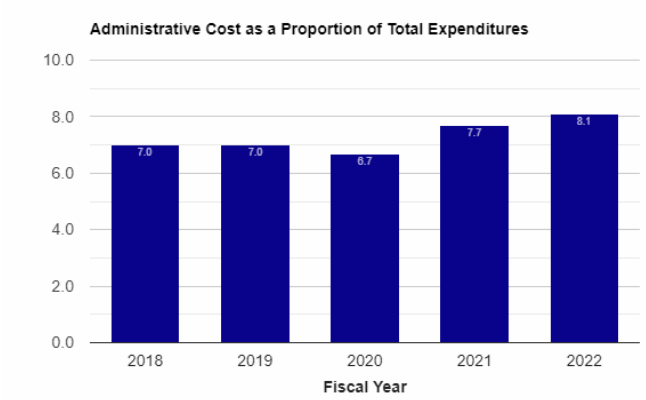

Major RDU Accomplishments in 2022

UAA is a comprehensive, open access institution that transforms lives through higher education opportunities and meets the workforce needs of its communities and the state. UAA strives to be a place where every person who wants an education belongs and can be successful.

UAA meets its mission as guided by its strategic plan *UAA 2027* which includes five aspirations: 1) We put students first; 2) We create a culture of equity and inclusion by embracing diversity; 3) We embrace role as a trusted and respected community partner; 4) We positively impact on communities and the world through innovation; and 5) We accelerate excellence through continuous improvement.

UAA TRANSFORMS LIVES BY OFFERING HIGH-QUALITY ACADEMIC PROGRAMS THAT ARE RECOGNIZED FOR THEIR EXCELLENCE AND MEET THE WORKFORCE NEEDS OF THE STATE.

EXTERNAL RECOGNITION: UAA programs meet the highest standards, with some 61 programs holding external recognition through specialized accreditors.

All programs scheduled in academic year 2021-2022 for their accreditors' regular, cyclical self-study processes were successful, including: the Master's and Graduate Certificate in Project Management; the Doctor of Nursing Practice; the Associate of Applied Science; the Bachelor of Science in Construction Management; the Undergraduate Certificate in Dental Assisting; the Bachelor of Science in Dental Hygiene; and the Undergraduate Certificates and Associate of Applied Science degrees in Automotive Technology and Diesel Power Technology.

GRADUATES IN HIGH DEMAND FIELDS: UAA delivers 127 programs in the ten high demand industries as defined

by the UA System: Administration and Finance; Aviation; Construction; Fisheries and Marine Science; Health; Hospitality and Tourism; IT; Mining; Oil and Gas; and Teacher Education. In FY2022 UAA granted 1,412 degrees and certificates in these high demand fields.

GRADUATES IN HEALTH FIELDS: In FY2022 UAA graduated students in the following high-demand health areas: 223 nursing; 21 sonography and radiologic technology; 12 physical therapist assisting; 22 medical laboratory and phlebotomy; eight surgical technology; 29 medical assisting and medical office coding; 13 pharmacy technology;23 dental assisting and hygiene; ten dietetics and nutrition; four paramedics and emergency medical technology; 44 health sciences (both Certified Health Educator Specialists and pre-professionals prepared for graduate study in occupational therapy, physical therapy, physician assistant, speech-language pathology, and pharmacy, among other health-related graduate programs); and 24 public health, among other health-related graduates. Students also completed the Health Care Assisting (HCA) A105 course which makes them eligible to sit for the certified nurse aide exam.

GRADUATES IN MENTAL AND BEHAVIORAL HEALTH: In FY2022 UAA graduated 25 students in human services; 45 students in social work; and 15 students in psychology, including three new PhDs in Clinical-Community Psychology.

COMMUNITY AND INDUSTRY RESPONSIVENESS: To meet community needs as industries adapt to changes in Alaska's economy and workforce demands, UAA continued to create and revise its programs and developed Occupational Endorsement Certificates in Professional Writing, Natural Resource Technician, Hospitality, Graphic Design, and Alaska Native Business Management. These certificates are designed to support entry-level careers, as well as to enhance the skill sets of current employees. They also provide a first time experience in post-secondary education and have streamlined pathways to both 2- and 4- year degrees.

In AY2022 UAA also created a Bachelor's degree in Communication. The proposed Bachelor's degree in Early Childhood Education was approved and implemented and 36 students have already declared the major.

GROWING ALASKA WORKFORCE INITIATIVE: The College of Health received a $3.5 million increment in the FY2023 operating budget to hire more faculty in nursing, allied health, and behavioral health. These funds are being used to hire new faculty to support programs in medical imaging, certified nurse aide, surgical technology, pharmacy technology, medical assisting, speech language pathology, nursing, human services, justice, and social work. With these investments, the college is growing health programs to meet workforce demands in Alaska's clinical and behavioral health industries.

ALASKA NATIVE LEADERSHIP IN PROGRAM DEVELOPMENT: Kenai Peninsula College partnered with the Kenaitze Indian Tribe, the Dena'ina Language Institute, the Chickaloon Village Traditional Council, and the Cheesh'na Village to create four new programs focused on Alaska Native language preservation and revitalization. This includes Occupational Endorsement Certificates (OECs) in Dena'ina Language and Ahtna Language, and Undergraduate Certificates in Ahtna Language Instruction and Dena'ina Language Instruction.

APPRENTICESHIPS: UAA's Center for Strategic Partnerships and Research serves as the US Department of Labor sponsor for registered apprenticeships for the University of Alaska System offering apprenticeships for Peer Support Specialists, Automotive and Diesel Technicians, and Environmental Research Technicians. UAA's Community and Technical College provides an Associate of Applied Science degree in Apprenticeship Technology where apprenticeship hours can be counted towards college credit and degree completion.

PROGRAMS AND SERVICES AT JOINT BASE ELMENDORF-RICHARDSON (JBER): UAA is expanding on-base program offerings and student services at JBER and has implemented a new flat fee guarantee for the tuition assistance program, making higher education more accessible and affordable for active duty service members, Reserves, and National Guard members. UAA has staffed the Military and Veterans Academic Success Centers at JBER and will open a JBER Testing Center in January, allowing students to complete necessary testing on the base.

ADVISORY BOARDS: UAA has over 50 Industry/Program Advisory Boards, with more than 700 members from the communities where UAA has campuses and extended sites. These boards provide a critical link to employers and industry, ensuring that UAA's programs are current and meet community and industry needs.

NEW ADVISORY COUNCIL FOR THE COLLEGE OF HEALTH: The College of Health is beginning a Community Health Advisory Council (CHAC) in the Fall 2022 semester. The CHAC is made up of a variety of community health care executives and providers, with the charge of assisting the college with meeting Alaska health care workforce needs and future health care educational program development.

UAA'S FACULTY, STUDENTS AND STAFF ADD VALUE TO ALASKA'S COMMUNITIES AND BEYOND AND ARE RESPONSIVE TO EMPLOYERS, COMMUNITY PARTNERS, AND A CHANGING ECONOMY

UAA Students Achieve and Contribute

UAA ATHLETES RECOGNIZED FOR ACADEMIC EXCELLENCE: A record nine University of Alaska Anchorage players earned recognition in July 2022 on the National Association of Basketball Coaches (NABC) 2021-2022 Honors Court list for outstanding academic performance. UAA as a whole was one of the institutions recognized for the NABC Team Academic Excellence Award.

MS APPLIED GEOLOGICAL SCIENCES GRADUATE SUPPORTS NASA EUROPA MISSION: A Master's of Science Applied Geological Sciences graduate joined the Johns Hopkins University Applied Physics Laboratory instrumentation team, supporting the National Aeronautics and Space Administration (NASA) Europa Clipper mission planned for an October 2024 launch. The UAA graduate will calibrate the settings on the cameras programmed to take high resolution photographs of the moon Europa.

THREE UAA STUDENTS TO TEACH ENGLISH IN AUSTRIA: Three UAA recent graduates were selected for the United States Teaching Assistantship Program through the Austrian Federal Ministry of Education, Science, and Research. Fulbright Austria recruits students for this competitive program, with only around 140 students nationwide selected every year to teach English in Austria.

UAA SKIERS PARTICIPATE IN BEIJING OLYMPICS: A current and former Seawolf represented the USA at the Beijing Olympics in February 2022.

UAA SEAWOLF DEBATERS RANK SECOND: The Seawolf Debate Program was recognized for their excellence in the season-long rankings, ending as the 5th-ranked overall team. The Seawolves ranked second out of the 108 teams that competed at league events throughout the year, only a few points behind the season's top-ranked squad.

STUDENT RESEARCH AND CREATIVE SCHOLARSHIP SHOWCASE: 40 UAA undergraduate and graduate students delivered presentations at the competitive 2022 Student Research and Creative Scholarship Showcase; 12 Showcase winners received more than $4 thousand in prizes for their work.

UAA ETHICS TEAM EARNS SECOND: In November 2021, UAA's Ethics Team returned to the competition scene after a five-year hiatus and participated in the Northwest Ethics Bowl. The team won rounds with formidable opponents from Gonzaga University, Washington State and Whitworth University, earning second in the competition and securing their place to advance to the national competition.

SEMESTER BY THE BAY PRODUCES AWARD WINNER: A student in UAA's Kachemak Bay Campus Semester by the Bay program received the Wendel Wickland Student Achievement Award from the National Student Exchange. The student's work as an intern with the Center for Alaskan Coastal Studies helped them discover their life's passion and future pursuits. The University of Minnesota student planned to return to Homer, Alaska this summer to work and reconnect with the community. The Student Achievement Award recognizes students who demonstrate the best use of their study away exchange participation.

UAA STUDENT ENTREPRENEURS AWARDED FOR BUSINESS PLANS: The College of Business and Public Policy (CBPP) awarded $17 thousand in prizes during its Perfect Pitch event, April 8 2022, culminating in the CBPP Business Plan Competition for UAA students and community members. Four finalists, two of them UAA students, wowed the judges, entrepreneurs, UAA faculty and staff, as well as friends and family, with their innovative ideas during a mini-trade show and investor pitch.

UAA Faculty and Students Transform Alaska's Communities and the State

UNDERGRADUATE RESEARCH GRANTS: In FY2022 UAA awarded $30 thousand to undergraduates to conduct research on topics of importance to the state of Alaska including projects such as “Alaska College Students’ Perceptions of Responsibility for Climate Change: Implications for Climate Change Messaging Campaigns,” and “The Representation of Native People in High School Textbooks in the Anchorage School District.”

COMMUNITY ENGAGED STUDENT ASSISTANTS: In AY2022, community engaged student assistants assisted with 20 projects. The following projects had a specific Alaskan focus: Brain Injury Awareness and Screening in Anchorage; Evaluating 'My Place': A rapid rehousing program in Fairbanks, AK; Mapping Prevention and Intervention Resources for FASD in Alaska; PhotoGAIS: A Photovoice Project Examining Gender and Sexual Orientation Minorities (GSM) in Anchorage’s Intergenerational Sense of Community (SOC); Studying the Impacts of Dog Fostering on Humans, Foster Dogs, and the Community; The Age-Friendly Anchorage Project; “Nothing About Us Without Us": Research and Advocacy for a Participatory Approach to Childcare Policymaking.

FUNDING FOR CLINICAL PLACEMENTS IN HEALTH AND BEHAVIORAL HEALTH: The College of Health (COH) received a $1 million appropriation to pilot a project which would support health and behavioral health students in specific health programs (for example, in nursing, social work, surgical technology, and psychology) to offset living expenses incurred during participation in mandatory clinical health placements. These funds will be used as stipends or financial aid (including travel) to support full and part-time UAA, UAF, and UAS students required to conduct clinical health placements in various communities across the state and out-of-state. This support will grow and enhance Alaska’s next generation of health professionals as they further their education.

INTERPROFESSIONAL PRACTICE, DIVERSITY, VIOLENCE PREVENTION, AND TELEHEALTH: The College of Health received more than $3 million from the United States Health Resources and Services Administration (HRSA) to advance behavioral health education at the paraprofessional and graduate professional levels. Students in children’s behavioral health, occupational therapy, social work, clinical psychology, advanced practice nursing, and counseling psychology will receive stipends supporting their training in interprofessional practice, diversity, violence prevention and telehealth.

NURSING PROGRAMMING ACROSS ALASKA: The College of Health School of Nursing continues to provide nursing programs at satellite campuses around the state, including: Bethel, Dillingham, Juneau, Kenai, Homer, Kodiak, Nome, Valdez, Mat-Su, Fairbanks, Ketchikan, Kotzebue, Petersburg, and Sitka. These programs operate in line with the Anchorage programs, often sharing faculty between programs concurrently via state-of-the-art technology. While the satellite programs have small student enrollments, each one of those students is critical to the future health care of their respective communities.

LITERACY/LANGUAGE AND CULTURAL DEVELOPMENT PARTNERSHIPS: UAA’s School of Education continues to collaborate with districts, through more than $7 million in grant-funded partnerships, to support 125 Alaska teachers with tuition support to earn an English as a Second Language endorsement, provide culturally responsive professional development, promote overall culturally responsive teaching practices, and help districts connect with their communities.

TEACHER RETENTION PARTNERSHIPS: Continuing to build on the success of partnerships with five school districts (Bristol Bay, Lake and Peninsula, Dillingham, and Aleutians East), the School of Education is creating a Teacher Retention Advisory Board (T-RAB). The T-RAB will help ensure quality replication of the program model, which melds theory and practice, honoring experience-based learning and providing culturally relevant professional development. The university and P12 partnerships forged through the T-RAB will help teachers deeply connect with their communities, promote access to the Master’s of Education in Teaching and Learning program, provide teachers with an opportunity to earn higher pay and retain a much-needed rural teaching workforce in Alaska.

FUNDING STUDENT TEACHERS: The School of Education continues to engage in the Alaska Consortium of Education Colleges, which is currently enacting a plan to award $1 million through the pilot UA Teacher Internship Scholarships program. This program will allow each of the University of Alaska School of Education to award scholarships to future teachers during their student teaching experience, covering tuition and fees as well as a $10 thousand living stipend.

PARTNERSHIP WITH WRANGELL-ST. ELIAS NATIONAL PARK AND PRESERVE: Prince William Sound College (PWSC) and Wrangell-St. Elias National Park and Preserve work together through an internship program that helps

students and the community. Students work closely with park staff to learn park planning, interpretation of law and policy, and basic land management principles.

SEMESTER BY THE BAY: The Kenai Peninsula College Kachemak Bay Campus Semester by the Bay program (SBB) is an opportunity for students to work with important civic agencies and scientific institutions. Students have worked with the Alaska Wildlife Alliance, the Alaska Department of Fish and Game, the United States Fish and Wildlife Service, and the Center for Alaskan Coastal Studies, among other agencies and organizations.

CONSTRUCTION ACADEMY: Prince William Sound College offers Construction Academy courses that provide training in skills needed in the construction trades, leading to an Occupational Endorsement Certificate (OEC). In partnership with Chugach Alaska and the Valdez Native Tribe, shareholders were able to participate in this program with financial support from the Native Corporation and a grant from the Department of Labor.

SUMMER ENGINEERING CAMP: Mat-Su College hosted a Summer Engineering Camp, during which 8th -12th grade students were taught the basic outlines of building a functioning robot and coding. The camp program was centered around introducing Science, Technology, Engineering, and Mathematics (STEM) concepts to youth at a young age.

FINANCE INVESTMENT LAB: The UAA College of Business and Public Policy (CBPP) is utilizing existing space to create a finance investment lab for all business students. The new lab will use the current tools needed for students to be successful in business and financial careers, and to work on industry certifications, such as Bloomberg Market Concepts. It will also be used by the students to manage the new Student Investment Fund, a $1 million portfolio. The $1 million portfolio was established by a generous gift in support of CBPP students.

DATA SCIENCE AND ARTIFICIAL INTELLIGENCE LAB: The College of Business and Public Policy and College of Engineering are collaborating to create the Alaska Data Science and Artificial Intelligence Lab (ADSAIL) to foster education and experiential learning in modern problem-solving using state of the art technology tools.

SOLVING FINANCIAL PROBLEMS WITH AI AND DATA SCIENCE: Through a partnership with McKinley Capital Management, LLC and the College of Engineering, computing students are learning how to apply artificial intelligence and data science techniques to solve financial problems.

KODIAK COLLEGE OFFERS COMMUNITY ENRICHMENT COURSES: Kodiak College has reinvested in providing community enrichment courses to the Kodiak Island community. In spring 2021 Kodiak College offered 5 classes to the local community. In Spring 2022 Kodiak College more than doubled the offerings to 13. This fall Kodiak College is offering 21 classes on topics such as health, cooking, birding, exercise, and floral design with multiple community partners. These courses connect the community with the local campus and solidify Kodiak College as the learning living room of the community.

MARITIME PROFESSIONAL DEVELOPMENT: The Maritime Workforce Development program at the Kachemak Bay Campus (KBC) of Kenai Peninsula College offered six face-to-face maritime courses in fall 2021 and spring 2022. Despite challenges with recruiting instructors and students due to COVID, KBC had adapted instruction to safely deliver six different non-credit courses to meet the workforce needs identified by local fishing industry partners. Sixty-one adult and high school students trained on the use of marine electronics, basics of DC Electricity, navigational charts and technology, computer-assisted marine industry design, and United States Coast Guard Certification courses. Companies regularly call for marine pilot graduates; one quarter of last year's graduates were hired by a single company.

ON-THE-JOB-TRAINING OPTION FOR AIRCRAFT MECHANICS: The Community and Technical College Aviation Maintenance program launched an on-the-job training option with industry partners for non-Federal Aviation Administration (FAA) certified employees working in aviation to improve their knowledge and success in achieving certification as aircraft mechanics. Seventy-five percent of the technical instruction is available online. UAA Aviation will be placing this training on the FAA FAST training website and offering it across the United States.

INCREASED ACCESS TO OCCUPATIONAL HEALTH AND SAFETY PROGRAMS: The Occupational Health and Safety (OSH) programs in the Community and Technical College lead to employment in oil and gas, construction, and other industries requiring a high-level of safety compliance. OSH programs are offered completely online and now offer stackable credentialing from an OEC to the Bachelor's of Science in Occupational Safety and Health.

MARITIME BASIC ENGINE THEORY TRAINING: Prince William Sound College received a donation of 40 new engines from an industry partner that allowed expanded delivery of their basic engine theory training, a part of their maritime program, to high schools in their service area. They also developed a Marine Service Technician Occupational Endorsement Certificate that will result in an American Boat and Yacht Council certification.

UAA TRANSFORMS LIVES THROUGH AFFORDABILITY, EQUITY AND ACCESS TO SUPPORT EVERY PERSON WHO WANTS AN EDUCATION TO FEEL THEY BELONG AND CAN BE SUCCESSFUL.

AFFORDABLE TUITION: UAA leadership advocated to keep tuition rates flat for students for the second year in a row (2023-24 academic year) given UAA's mission and the hardships faced by students.

TEXTBOOK AND COURSE MATERIAL AFFORDABILITY: UAA faculty continued their work to reduce the cost of course materials to make learning more affordable. As of fall 2022, through the use of free-to-access materials, such as open educational resources, faculty nearly halved the cost of books and supplies (from $1,320 to $600), a reduction that has a substantial impact on affordability for UAA's students.

STUDENT SAVINGS THROUGH IMPROVED PLACEMENT: New methods to determine student placement in writing and math reduced the number of students placed in 0-level developmental courses, saving students at least $700 thousand since implementation of the new approach.

STUDENT SAVINGS THROUGH GREATER RECOGNITION OF PRIOR WORK: The new tool, Seawolf Transfer Trail, allows prospective students with prior course credits and other learning to see how this work would transfer in and apply to any degree or certificate at UAA. With UAA's highly mobile populations, including active military students, the ability to provide up front information about how the institution will recognize prior learning through transfer or nontraditional credit and how that credit will count toward different degrees can be a significant recruitment tool and can save students from taking redundant credits.

RECRUITMENT AND RETENTION OF ALASKA NATIVES INTO NURSING (RRANN): The UAA College of Health hosts the Recruitment and Retention of Alaska Natives into Nursing program (RRANN), which is a funded initiative designed to increase Alaskan Native students' applications to - and support through UAA's Nursing programs. The program is committed to increasing the number of Alaskan Natives and American Indians graduating with an Associate of Applied Science or Bachelor of Science degree in Nursing. Alaskan Native nursing students are supported at various satellite campuses where UAA Nursing programs are hosted.

PARTNERSHIPS FOR DUAL ENROLLMENT: Partnerships with Southcentral Alaska's school districts reduce the time and cost of educating each student all the way from K-16. UAA partners with districts across its region, including the Anchorage School District, Copper River School District, Cordova City School District, Haines Borough School District, Kenai Peninsula Borough School District, Kodiak Island Borough School District, Matanuska-Susitna Borough School District, Tri-Valley School, Valdez City School District and Wrangell Public School District. Through the grant-funded Alaska Tech Learners (ATL) dual enrollment web engineering program at Prince William Sound College, UAA has the potential to partner with all districts across the state.

Multiple pathways to earning college credit while still in high school are available from all UAA campuses and range from middle college schools, the Alaska Native Science and Engineering program (ANSEP) Acceleration Academies, articulated Career and Technical Education courses, to summer academies, such as the Advanced Aviation Academy.

In AY2022 over five hundred students earned college credit through one of the middle colleges offered with UAA district partners.

In fall 2022, enrollments in the Kenai Peninsula Middle College doubled to more than 60 students, and the College of Arts and Sciences kicked off a dual enrollment program with South High School's Civic Engagement and Leadership program.

In fall 2021 Kodiak College offered one college class in the high school with six students; in fall 2022, Kodiak is offering four classes with a total enrollment of 39 students. 13 students are enrolled in Kodiak Early Middle College

with over 50 taking college classes and another 40+ in articulated Career and Technical Education (CTE) courses at the high school.

The School of Education is excited to continue the partnership with the Anchorage School District and King Tech High School, providing dual enrollment coursework in Early Childhood Education and clinical experiences for high school students interested in the Occupational Endorsement Certificate (OEC), Associate's of Applied Science (AAS), or Bachelor of Arts (BA). Additional district partnerships to replicate the model are in development.

In AY2022 a total of 1,358 high school students were dual-enrolled at UAA.

UAA IS AN EXCELLENT STEWARD OF PUBLIC FUNDS AND FOCUSES ON EFFECTIVENESS AND EFFICIENCY

SHARED SERVICES: UAA continued to improve on the human resources (HR) and financial shared services model ,implemented in FY2021, by implementing a functional model that is comprised of three function-specific teams: HR Coordinators, fiscal support, and sponsored program administration. These efforts enable UAA to focus on increasing the effectiveness of administrative support while minimizing the growth of staff positions.

Key RDU Challenges

CLOSING EQUITY GAPS

As part of the *UAA 2027* strategic plan, UAA has identified closing equity gaps in student achievement as a significant priority. Equity gaps are the differences in student achievement indicators such as persistence, retention and graduation rates, across specific student identifiers such as race/ethnicity, age, and gender. By closing these gaps UAA will be able to increase graduation rates.

ENROLLMENT

With the more stable budget situation, enrollment trends seem to indicate that student confidence is returning, with fall enrollment better than predicted. Enrollment is still down overall, and the university has undertaken a major initiative, described below, to address this trend.

ATTRACTING AND RETAINING STAFF AND FACULTY

As a people-driven organization, the talent of UAA's staff and faculty is critical to accomplishing its mission of service to the State of Alaska. *UAA 2027*'s fifth aspiration calls for a culture of excellence as the foundation for the institution's work. This is not just a job, but also a public service of helping Alaska's students grow into strong members of the community.

UAA has launched an Office of Employee Experience that includes new employee onboarding, community building, and professional development. The purpose of the onboarding program is to ensure every employee starts with an understanding of UAA's mission, strategic priorities, and the institution's role serving the communities of Alaska. All new staff will participate in a combination of asynchronous, online modules and live sessions within their first 3 months of employment. Additional programs, such as mentorship and professional development support, are in development and will be launched in the latter half of FY2023.

Significant Changes in Results to be Delivered in FY2024

UAA 2027 STRATEGIC PLAN

The next five years are years of opportunity at UAA. Through intentional engagement of stakeholders, UAA has developed a strategic plan, *UAA 2027*, that includes five key aspirations: We put students first; We create a culture of equity and inclusion by embracing our diversity; We embrace our role as a trusted and respected community partner; We positively impact communities and the world through innovation; and We accelerate excellence through continuous improvement. These aspirations will continue to guide evaluation, planning, decision making, and resource allocation.

STRATEGIC ENROLLMENT MANAGEMENT

UAA is launching a strategic enrollment management initiative, with the goal of improving both the enrollment of new students, through recruitment, admissions, and enrollment processes, and the retention of existing students to ensure they are able to meet their educational and career goals. The five-year process, facilitated by a well-respected enrollment planning organization (American Association of Collegiate Registrars and Admissions Officers, AACRAO) will help UAA achieve specific enrollment targets, across all colleges and campuses, in such areas as: on-campus versus online enrollment; enrollment of underrepresented students including Alaska Native students; full time versus part time enrollment; and non-degree enrollment. Incorporating and expanding existing efforts around student success and retention, enhancement of online educational opportunities, and dual enrollment programming, this comprehensive effort brings together academic planning, marketing and recruitment, student onboarding, student services, and academic mentoring and support to achieve lasting results.

FILLING GAPS IN EARLY CHILDHOOD AND READING INSTRUCTION

UAA offers multiple career pathways in Early Childhood programs, all with a strong emphasis in language and literacy development. The Occupational Endorsement Certificate (OEC) in Infant and Toddler Development builds into the Associate of Applied Science (AAS) in Early Childhood Development; both degrees integrate language and literacy development. The newly implemented Bachelor of Arts in Early Childhood Education builds from the associate's degree and includes more advanced coursework in language and literacy foundations, strategies and implementation. Foundations of Literacy and Language; Language, Reading and Culture; and Literacy Methods for Young Children are examples of courses designed to prepare Alaska's early childhood workforce.

Contact Information

Contact: Michelle Rizk, Vice President, University Relations
Phone: (907) 450-8187
E-mail: marizk@alaska.edu

University of Alaska Anchorage
RDU Financial Summary by Component

All dollars shown in thousands

	FY2022 Actuals				FY2023 Management Plan				FY2024 Governor			
	UGF+DGF Funds	Other Funds	Federal Funds	Total Funds	UGF+DGF Funds	Other Funds	Federal Funds	Total Funds	UGF+DGF Funds	Other Funds	Federal Funds	Total Funds
Formula Expenditures None.												
Non-Formula Expenditures												
Anchorage Campus	169,410.5	32,581.5	45,407.3	247,399.3	200,008.1	16,809.1	29,795.2	246,612.4	203,149.9	17,203.5	29,895.2	250,248.6
Small Business Dev Center	968.4	548.3	1,293.4	2,810.1	1,509.6	975.0	1,200.0	3,684.6	1,509.6	975.0	1,200.0	3,684.6
Kenai Peninsula College	0.0	0.0	0.0	0.0	14,843.7	557.5	1,000.8	16,402.0	15,126.6	557.5	1,000.8	16,684.9
Kodiak College	0.0	0.0	0.0	0.0	4,863.8	331.8	367.7	5,563.3	4,957.7	331.8	367.7	5,657.2
Matanuska-Susitna College	0.0	0.0	0.0	0.0	13,073.5	172.3	245.0	13,490.8	13,292.3	172.3	245.0	13,709.6
Prince Wm Sound College	0.0	0.0	0.0	0.0	5,311.1	187.3	800.0	6,298.4	5,446.0	187.3	800.0	6,433.3
Totals	**170,378.9**	**33,129.8**	**46,700.7**	**250,209.4**	**239,609.8**	**19,033.0**	**33,408.7**	**292,051.5**	**243,482.1**	**19,427.4**	**33,508.7**	**296,418.2**

University of Alaska Anchorage
Summary of RDU Budget Changes by Component
From FY2023 Management Plan to FY2024 Governor

All dollars shown in thousands

	Unrestricted Gen (UGF)	Designated Gen (DGF)	Other Funds	Federal Funds	Total Funds
FY2023 Management Plan	**109,763.7**	**129,846.1**	**19,033.0**	**33,408.7**	**292,051.5**
One-time items:					
-Anchorage Campus	-2,100.0	0.0	-1,698.1	0.0	-3,798.1
Adjustments which continue current level of service:					
-Anchorage Campus	4,197.0	462.8	2,092.5	100.0	6,852.3
-Kenai Peninsula College	257.3	25.6	0.0	0.0	282.9
-Kodiak College	86.9	7.0	0.0	0.0	93.9
-Matanuska-Susitna College	218.7	0.1	0.0	0.0	218.8
-Prince Wm Sound College	126.7	8.2	0.0	0.0	134.9
Proposed budget increases:					
-Anchorage Campus	48.0	534.0	0.0	0.0	582.0
FY2024 Governor	**112,598.3**	**130,883.8**	**19,427.4**	**33,508.7**	**296,418.2**

UNIVERSITY of ALASKA ANCHORAGE

Sean Parnell
Chancellor

Deanne Woodard
Vice Chancellor
Student Affairs

- Benjamin Morton, Dean of Students
  - Lora Volden, Associate Vice Chancellor, Enrollment Services
    - Kim Morton, Executive Director, Student Engagement & Inclusion

Ryan Buchholdt
Vice Chancellor
Administrative Services

- Brian deZeeuw, Director, Financial Services
  - Amanda Yauney, Director, Budget
  - Kim Mahoney, Associate Vice Chancellor, Facilities & Campus Services
    - Rodney Brown, Interim Chief Information Officer Information Technology Services
    - Jeff Earle, Chief of Police, University Police Department
    - Justin Atteberry, Director, UAA Shared Services
    - David Weaver, Executive Director, Campus Services
    - Ahmbra Austin, Director, Employee Experience

Denise Runge
Provost & Vice Chancellor
Academic Affairs

- Jenny McNulty, Dean, College of Arts & Science
  - John Nofsinger, Dean, College of Business & Public Policy
  - Raymond Weber, Dean, Community & Technical College
  - Kenrick Mock, Dean, College of Engineering
  - Debbie Craig, Dean, College of Health
  - Steve Rollins, Dean, Consortium Library
  - Tonia Dousay, Dean, School of Education
- Susan Kalina, Vice Provost for Academic Affairs and Institutional Effectiveness
  - Mary Jo Finney, Dean, Graduate School
  - Herb Schroeder, Vice Provost for ANSEP
  - Melanie Hulbert, Vice Provost for Student Success & Dean of Honors
  - Shawnalee Whitney, Vice Provost for Faculty Success

- Jacelyn Keys, Director, Kodiak College
  - Cheryl Siemers, Director, Kenai Peninsula College
  - Dennis Humprey, Interim Director, Prince William Sound College
  - Talis Colberg, Director, Mat-Su College

Tanya Pont
Interim Executive Director
University Advancement

- Bobi Rinehart, Director, Development
  - Vacant, Director, Alumni Engagement
  - Austin Osborne, Director, Marketing and Communications

Aaron Dotson
Vice Chancellor
Research

- George Kamberov, Director, Commercialization and Compliance
  - Alexandra Hill, Manager Pre-Award, Office of Sponsored Programs
    - Kelsie Sullivan, Manager Post-Award, Office of Sponsored Programs
      - Emma Luck, Manager, Vivarium

Christi Bell
Associate Vice Chancellor
Executive Director, BEI

- **Jennifer Booz, Chief Diversity Officer**
  - **Sara Childress, Director, Equity & Compliance and Title IX Coordinator**
    - **Weston Eiler, Executive Officer & Director of Government Relations**
      - **Raegan Kelliher, Executive Assistant**
      - **Ryan Swartwood, Athletics Director**
        - **Heidi Tilicki, Coordinator, Governance**
          - **Michele Yatchmeneff, Executive Director, Alaska Native Education & Outreach**

Revised on 11/7/2022

State of Alaska
FY2024 Governor's Operating Budget

University of Alaska
Anchorage Campus
Component Budget Summary

Component: Anchorage Campus

Contribution to Department's Mission

The Anchorage campus is comprised of six academic colleges and schools, offering everything from entry-level technical and professional certificates through associates, bachelor's, and doctoral degrees; and including streamlined pathways from UAA's four community campuses. Through UAA's comprehensive curriculum, students learn practical job skills and develop a strong educational foundation that prepares them for graduate or professional schools and the workplace.

The UAA/APU Consortium Library, located on the Anchorage campus, serves the students, faculty, and staff of UAA and Alaska Pacific University (APU) campuses and the state of Alaska, housing special collections. The Anchorage Middle College School, also on the Anchorage campus, serves junior and senior high school students from the Anchorage School District who are earning college credit while completing the requirements for a high school diploma.

Core Services

- The Anchorage campus transforms lives, communities, and the state, building Alaska's workforce through programs in the high demand industries of Administration and Finance; Aviation; Construction; Fisheries and Marine Science; Health; Hospitality and Tourism; IT; Mining; Oil and Gas; and Teacher Education.
- The Anchorage campus transforms lives by providing early access to higher education through programs such as the Alaska Middle College School, the Summer Aviation Academy, Certified Nurse Aide courses, and the ANSEP Acceleration Academy.
- The Anchorage campus provides well-rounded associates and bachelor's education through a strong foundation in the liberal arts and sciences, and an institutional focus on the core competencies: Effective Communication; Creative and Critical Thinking; Intercultural Fluency; and Personal, Professional, and Community Responsibility.
- The Anchorage campus transforms lives through graduate programming that meets the workforce and professional needs of the region and the state.
- The Anchorage campus transforms its communities through continuing education and professional development: The Office of Professional and Continuing Education (PACE), the Business Enterprise Institute, and the College of Health provide continuing education opportunities for working professionals to expand and update their skills and knowledge.
- The Anchorage campus is committed to creating a welcoming and inclusive environment by integrating diversity, equity and inclusion into all aspects of the student experience and the university's work.
- The Anchorage campus engages with and transforms its communities and the state through mutually beneficial partnerships with government, non-profit organizations, and private industry in Anchorage and across Alaska. These partnerships expand on-the-job training and experiential learning opportunities for UAA students.
- The Anchorage campus is home to a number of Centers and Institutes devoted to special concerns and opportunities associated with northern populations, and include: the Institute of Social and Economic Research, the UAA Justice Center, the Institute for Circumpolar Health Studies, the Alaska Center for Conservation Science, the Environment and Natural Resources Institute, and the Alaska Center for Rural Health.
- UAA transforms its communities and the state through applied research supported through the Office of Research, and largely related to addressing Alaska-specific or northern issues.

Major Component Accomplishments in 2022

See University of Alaska Anchorage RDU.

Key Component Challenges

See University of Alaska Anchorage RDU.

Significant Changes in Results to be Delivered in FY2024

See University of Alaska Anchorage RDU.

Statutory and Regulatory Authority

No statutes and regulations.

Contact Information

Contact: Michelle Rizk, Vice President, University Relations
Phone: (907) 450-8187
E-mail: marizk@alaska.edu

Anchorage Campus
Personal Services Information

Authorized Positions			Personal Services Costs	
	FY2023 Management Plan	FY2024 Governor	Annual Salaries	0
Full-time	1195	1195	Premium Pay	0
Part-time	37	37	Annual Benefits	0
Nonpermanent	0	0	*Less % Vacancy Factor*	()
			Lump Sum Premium Pay	0
Totals	**1232**	**1232**	**Total Personal Services**	

Position Classification Summary

Job Class Title	Anchorage	Fairbanks	Juneau	Others	Total
No personal services.					
Totals	**0**	**0**	**0**	**0**	**0**

Component Detail All Funds
University of Alaska

Component: Anchorage Campus (753) Non-Formula Component
RDU: University of Alaska Anchorage (235)

	FY2022 Actuals	FY2023 Conference Committee	FY2023 Authorized	FY2023 Management Plan	FY2024 Governor	FY2023 Management Plan vs FY2024 Governor	
71000 Personal Services	141,862.2	137,469.6	137,280.7	139,312.6	143,972.4	4,659.8	3.3%
72000 Travel	1,946.1	2,674.3	2,674.3	3,261.9	3,261.9	0.0	0.0%
73000 Services	59,150.8	69,588.5	68,941.5	68,664.2	67,890.6	-773.6	-1.1%
74000 Commodities	9,618.3	8,782.8	8,782.8	8,889.5	8,639.5	-250.0	-2.8%
75000 Capital Outlay	7,207.8	5,832.0	5,832.0	5,890.6	5,890.6	0.0	0.0%
77000 Grants, Benefits	24,263.5	16,045.6	16,045.6	16,362.3	16,362.3	0.0	0.0%
78000 Miscellaneous	3,350.6	4,226.7	4,226.7	4,231.3	4,231.3	0.0	0.0%
Totals	**247,399.3**	**244,619.5**	**243,783.6**	**246,612.4**	**250,248.6**	**3,636.2**	**1.5%**
Fund Sources:							
1002 Fed Rcpts (Fed)	26,218.6	29,795.2	29,795.2	29,795.2	29,895.2	100.0	0.3%
1003 G/F Match (UGF)	19.8	19.8	19.8	19.8	19.8	0.0	0.0%
1004 Gen Fund (UGF)	82,983.0	88,570.5	87,734.6	91,786.5	93,931.5	2,145.0	2.3%
1007 I/A Rcpts (Other)	11,090.8	5,826.2	5,826.2	5,826.2	5,826.2	0.0	0.0%
1037 GF/MH (UGF)	619.6	855.8	855.8	855.8	855.8	0.0	0.0%
1048 Univ Rcpt (DGF)	83,402.8	106,711.7	106,711.7	105,302.7	106,299.5	996.8	0.9%
1061 CIP Rcpts (Other)	437.8	400.0	400.0	400.0	400.0	0.0	0.0%
1092 MHTAAR (Other)	1,563.4	1,698.1	1,698.1	1,698.1	2,092.5	394.4	23.2%
1151 VoTech Ed (DGF)	2,385.3	1,857.4	1,857.4	2,043.3	2,043.3	0.0	0.0%
1174 UA I/A (Other)	19,489.5	8,884.8	8,884.8	8,884.8	8,884.8	0.0	0.0%
1265 COVID Fed (Fed)	19,188.7	0.0	0.0	0.0	0.0	0.0	0.0%
Unrestricted General (UGF)	**83,622.4**	**89,446.1**	**88,610.2**	**92,662.1**	**94,807.1**	**2,145.0**	**2.3%**
Designated General (DGF)	**85,788.1**	**108,569.1**	**108,569.1**	**107,346.0**	**108,342.8**	**996.8**	**0.9%**
Other Funds	**32,581.5**	**16,809.1**	**16,809.1**	**16,809.1**	**17,203.5**	**394.4**	**2.3%**
Federal Funds	**45,407.3**	**29,795.2**	**29,795.2**	**29,795.2**	**29,895.2**	**100.0**	**0.3%**
Positions:							
Permanent Full Time	1,191	1,191	1,191	1,195	1,195	0	0.0%
Permanent Part Time	37	37	37	37	37	0	0.0%
Non Permanent	0	0	0	0	0	0	0.0%

Change Record Detail - Multiple Scenarios with Descriptions
University of Alaska

Component: Anchorage Campus (753)
RDU: University of Alaska Anchorage (235)

Scenario/Change Record Title	Trans Type	Totals	Personal Services	Travel	Services	Commodities	Capital Outlay	Grants, Benefits	Miscellaneous	Positions PFT	Positions PPT	Positions NP
********** Changes From FY2023 Conference Committee To FY2023 Authorized **********												
FY2023 Conference Committee												
	ConfCom	244,619.5	137,469.6	2,674.3	69,588.5	8,782.8	5,832.0	16,045.6	4,226.7	1,191	37	0
1002 Fed Rcpts		29,795.2										
1003 G/F Match		19.8										
1004 Gen Fund		88,570.5										
1007 I/A Rcpts		5,826.2										
1037 GF/MH		855.8										
1048 Univ Rcpt		106,711.7										
1061 CIP Rcpts		400.0										
1092 MHTAAR		1,698.1										
1151 VoTech Ed		1,857.4										
1174 UA I/A		8,884.8										
Authority for the Alaska Library Network												
	Veto	-635.9	-188.9	0.0	-447.0	0.0	0.0	0.0	0.0	0	0	0
1004 Gen Fund		-635.9										
Authority for Alaska Health Education Centers												
	Veto	-200.0	0.0	0.0	-200.0	0.0	0.0	0.0	0.0	0	0	0
1004 Gen Fund		-200.0										
	Subtotal	**243,783.6**	**137,280.7**	**2,674.3**	**68,941.5**	**8,782.8**	**5,832.0**	**16,045.6**	**4,226.7**	**1,191**	**37**	**0**
********** Changes From FY2023 Authorized To FY2023 Management Plan **********												
Align Authority with Anticipated Expenditures												
	LIT	0.0	667.4	587.6	-1,741.6	106.7	58.6	316.7	4.6	0	0	0

Transfers between expenditure categories that University of Alaska management and the Board of Regents have deemed necessary to accurately reflect expenditure levels for FY2023.

Transfer Positions Between Allocations for Anticipated Needs												
	PosAdj	0.0	0.0	0.0	0.0	0.0	0.0	0.0	0.0	4	0	0

Position transfers deemed necessary to accurately reflect University of Alaska position assignments for FY2023. Positions will be transferred between various allocations.

Full-time Position Transfers:
(2) Systemwide Services
3 Office of Information Technology
4 Anchorage Campus

Component: Anchorage Campus (753)
RDU: University of Alaska Anchorage (235)

Scenario/Change Record Title	Trans Type	Totals	Personal Services	Travel	Services	Commodities	Capital Outlay	Grants, Benefits	Miscellaneous	Positions PFT	PPT	NP
(2) Kenai Peninsula College												
(1) Kodiak College												
(2) Matanuska Susitna College												
1 Prince William Sound College												
(2) Fairbanks Campus												
(3) Bristol Bay Campus												
(1) Chukchi Campus												
(1) Interior Alaska Campus												
6 College of Rural and Community Development												
Transfer Authority to Distribute Economic Development Research Program Funding												
	Trin	1,750.0	0.0	0.0	1,750.0	0.0	0.0	0.0	0.0	0	0	0
1004 Gen Fund	1,750.0											

Distribution of the following University of Alaska economic development research projects:
$10,000.0 University of Alaska Drone Programs
$5,000.0 Heavy Oil Recovery Method Research and Development
$7,800.0 Critical Minerals and Rare Earth Elements Research and Development
$7,000.0 Mariculture Research and Development

To the following allocations:
($29,800.0) - Budget Reductions/Additions - Systemwide
$1,750.0 - Anchorage Campus
$25,800.0 - Fairbanks Campus
$500.0 - Ketchikan Campus
$1,750.0 - Sitka Campus

Transfer Technical Vocational Education Program Funds to Align with Distributions												
	Trin	185.9	0.0	0.0	185.9	0.0	0.0	0.0	0.0	0	0	0
1151 VoTech Ed	185.9											

Transfers between allocations to reallocate Vocational Technical funding to FY2023 programs approved by the University of Alaska Workforce Development Committee.

($954.2) - Budget Reductions/Additions - Systemwide
$158.5 - Systemwide Services
$185.9 - Anchorage Campus
$71.8 - Kenai Peninsula College
($41.5) - Kodiak College
$53.2 - Matanuska-Susitna College
($6.3) - Prince William Sound College
$88.6 - Bristol Bay Campus

Component: Anchorage Campus (753)
RDU: University of Alaska Anchorage (235)

Scenario/Change Record Title	Trans Type	Totals	Personal Services	Travel	Services	Commodities	Capital Outlay	Grants, Benefits	Miscellaneous	Positions PFT	Positions PPT	Positions NP
$83.2 - Fairbanks Campus												
$47.3 - Interior Alaska Campus												
($374.0) - Kuskokwim Campus												
($5.6) - Northwest Campus												
$480.7 - University of Alaska Fairbanks Community and Technical College												
$56.8 - Juneau Campus												
$33.8 - Ketchikan Campus												
$121.8 - Sitka Campus												
Distribute University of Alaska Receipt Authority												
	Trout	-1,409.0	0.0	0.0	-1,409.0	0.0	0.0	0.0	0.0	0	0	0
1048 Univ Rcpt		-1,409.0										
Distribute University of Alaska receipt authority to better align with estimated expenditures in FY2023.												
$1,409.0 - Education Trust of Alaska												
($1,409.0) - Anchorage Campus												
($150.0) - Bristol Bay Campus												
($20.0) - Chukchi Campus												
($1,075.0) - College of Rural and Campus Development												
$2,745.0 - Fairbanks Campus												
($600.0) - Interior Alaska Campus												
($350.0) - Kuskokwim Campus												
($50.0) - Northwest Campus												
($500.0) - University of Alaska Fairbanks Community and Technical College												
University of Alaska FY2023 Transfer to Budget Reductions/Additions												
	Trout	-88,610.2	0.0	0.0	-88,610.2	0.0	0.0	0.0	0.0	0	0	0
1004 Gen Fund		-88,610.2										
Transfer FY2023 conference committee unrestricted general funds from all components to budget reductions/additions. Funds will be redistributed to adjust for the impact of the multiple years of budget reductions.												
$288,941.1 - Budget Reductions/Additions - Systemwide												
($6,458.9) - Systemwide Services												
($4,896.1) - Office of Information Technology												
($88,610.2) - Anchorage Campus												
($959.6) - Small Business Development Center												
($6,430.5) - Kenai Peninsula College												
($2,351.3) - Kodiak College												
($4,682.3) - Matanuska-Susitna College												
($2,725.9) - Prince William Sound College												

Component: Anchorage Campus (753)
RDU: University of Alaska Anchorage (235)

Scenario/Change Record Title	Trans Type	Totals	Personal Services	Travel	Services	Commodities	Capital Outlay	Grants, Benefits	Miscellaneous	Positions PFT	Positions PPT	Positions NP
($129,336.8) - Fairbanks Campus												
($1,145.0) - Bristol Bay College												
($640.4) - Chukchi Campus												
($4,843.7) - College of Rural and Community Development												
($1,360.0) - Interior Alaska Campus												
($2,451.3) - Kuskokwim Campus												
($1,221.2) - Northwest Campus												
($4,941.9) - University of Alaska Fairbanks Community and Technical college												
($21,712.1) - Juneau Campus												
($1,899.8) - Ketchikan Campus												
($2,274.1) - Sitka Campus												
University of Alaska FY2023 Distribution of Base State Funds												
	Trin	83,768.7	0.0	0.0	83,768.7	0.0	0.0	0.0	0.0	0	0	0
1004 Gen Fund		83,768.7										

Redistribute unrestricted general funds from budget reductions/additions to all components. Represents the resetting impact of the multi-year budget reductions and the limitations imposed given the dual appropriation. FY2023 increases for compensation, fixed costs, and programs are recorded in separate change records.

($272,733.5) - Budget Reductions/Additions - Systemwide
$8,994.9 - Systemwide Services
$5,570.3 - Office of Information Technology
$83,768.7 - Anchorage Campus
$959.6 - Small Business Development Center
$6,289.1 - Kenai Peninsula College
$2,303.3 - Kodiak College
$4,568.7 - Matanuska-Susitna College
$2,666.7 - Prince William Sound College
$120,838.3 - Fairbanks Campus
$1,100.3 - Bristol Bay College
$607.8 - Chukchi Campus
$4,786.3 - College of Rural and Community Development
$1,294.5 - Interior Alaska Campus
$2,324.6 - Kuskokwim Campus
$1,161.7 - Northwest Campus
$4,884.3 - University of Alaska Fairbanks Community and Technical college
$17,076.2 - Juneau Campus
$1,602.9 - Ketchikan Campus
$1,935.3 - Sitka Campus

University of Alaska Compensation Increases

Change Record Detail - Multiple Scenarios with Descriptions
University of Alaska

Component: Anchorage Campus (753)
RDU: University of Alaska Anchorage (235)

Scenario/Change Record Title	Trans Type	Totals	Personal Services	Travel	Services	Commodities	Capital Outlay	Grants, Benefits	Miscellaneous	Positions PFT	Positions PPT	Positions NP
	Trin	1,364.5	1,364.5	0.0	0.0	0.0	0.0	0.0	0.0	0	0	0
1004 Gen Fund		1,364.5										

Distribute funding for compensation increases to the following employee groups: University of Alaska non-union staff, Fairbanks Firefighters Association union, and Alaska Higher Education Crafts and Trades Employees (local 6070) union.

($4,357.6) - Budget Reductions/Additions - Systemwide
$346.6 - Systemwide Services
$127.7 - Office of Information Technology
$1,364.5 - Anchorage Campus
$78.1 - Kenai Peninsula College
$24.2 - Kodiak College
$63.5 - Matanuska-Susitna College
$47.3 - Prince William Sound College
$1,800.9 - Fairbanks Campus
$14.4 - Bristol Bay College
$10.3 - Chukchi Campus
$43.8 - College of Rural and Community Development
$16.8 - Interior Alaska Campus
$37.3 - Kuskokwim Campus
$17.5 - Northwest Campus
$48.0 - University of Alaska Fairbanks Community and Technical college
$257.6 - Juneau Campus
$32.2 - Ketchikan Campus
$26.9 - Sitka Campus

University of Alaska Fixed Cost Increases

	Trin	1,030.0	0.0	0.0	1,030.0	0.0	0.0	0.0	0.0	0	0	0
1004 Gen Fund		1,030.0										

Distribute funding for fixed cost increases: $1 million for cyber-security and cloud migration, $2 million for insurance premium increases, and $1 million for facility maintenance.

($4,000.0) - Budget Reductions/Additions - Systemwide
$44.0 - Systemwide Services
$1,000.0 - Office of Information Technology
$1,030.0 - Anchorage Campus
$1,745.0 - Fairbanks Campus
$181.0 - Juneau Campus

University of Alaska Community Campuses Fixed Cost Increases

	Trout	-101.1	0.0	0.0	-101.1	0.0	0.0	0.0	0.0	0	0	0

Component: Anchorage Campus (753)
RDU: University of Alaska Anchorage (235)

Scenario/Change Record Title	Trans Type	Totals	Personal Services	Travel	Services	Commodities	Capital Outlay	Grants, Benefits	Miscellaneous	Positions PFT	Positions PPT	Positions NP
1004 Gen Fund -101.1												

Reallocate unrestricted general funds from main campuses to community campuses to off-set fixed cost increases. This distribution is necessary to preserve community campus funding as intended by the legislature.

($135.0) - Systemwide Services
($101.1) - Anchorage Campus
$47.7 - Kenai Peninsula College
$21.9 - Kodiak College
$26.5 - Matanuska-Susitna College
$5.0 - Prince William Sound College
($32.1) - Fairbanks Campus
$7.3 - Bristol Bay College
$2.0 - Chukchi Campus
$9.1 - Interior Alaska Campus
$8.0 - Kuskokwim Campus
$5.7 - Northwest Campus
($169.0) - Juneau Campus
$139.3 - Ketchikan Campus
$164.7 - Sitka Campus

Record Program Funding												
	Trin	4,850.0	0.0	0.0	4,850.0	0.0	0.0	0.0	0.0	0	0	0
1004 Gen Fund 4,850.0												

Distribution funding for the following University of Alaska programs:

($7,850.0) - Budget Reductions/Additions - Systemwide
$3,500.0 College of Health Program Faculty - Anchorage Campus
$250.0 (Office of Information Technology) College of Health Program Medical Simulation Equipment and Technology - Anchorage Campus
$100.0 Mental Health Trust: The Alaska Training Cooperative (FY2023-FY2025) - Anchorage Campus
$1,000.0 Support Health Care Clinicals - Small Pilot - Anchorage Campus
$500.0 Support Teacher Practicums/ Student Teaching - Small Pilot - Fairbanks Campus
$ 500.0 Support Teacher Practicums/ Student Teaching - Small Pilot - Juneau Campus
$2,000.0 Alternate Energy Research - Fairbanks Campus

	Subtotal	**246,612.4**	**139,312.6**	**3,261.9**	**68,664.2**	**8,889.5**	**5,890.6**	**16,362.3**	**4,231.3**	**1,195**	**37**	**0**

********** **Changes From FY2023 Management Plan To FY2024 Governor** **********

Reverse MH Trust: Alaska Justice Information Center												
	OTI	-225.0	0.0	0.0	-225.0	0.0	0.0	0.0	0.0	0	0	0
1092 MHTAAR -225.0												

Component: Anchorage Campus (753)
RDU: University of Alaska Anchorage (235)

Scenario/Change Record Title	Trans Type	Totals	Personal Services	Travel	Services	Commodities	Capital Outlay	Grants, Benefits	Miscellaneous	Positions PFT	Positions PPT	Positions NP
Support the continued operations of the Alaska Justice Information Center (AJiC) which collects data from key criminal justice agencies to create an integrated data platform that supports criminal justice research in Alaska. For example, the AJiC will provide (1) reports on the state of the criminal justice system in Alaska, (2) answers to data questions from agencies and legislators, and (3) reports on the status of Trust beneficiaries within the criminal justice system. The AJiC will have the capacity to develop an Alaska-based inventory of best practices for public protection and keeping Alaskans safe as well as fostering economic development and self-sufficiency. The FY2023 Mental Health Trust Authority Authorized Receipt (MHTAAR) increment maintains the FY2022 level of funding and momentum of effort.												
Reverse MH Trust: The Alaska Training Cooperative												
	OTI	-100.0	0.0	0.0	-100.0	0.0	0.0	0.0	0.0	0	0	0
1037 GF/MH		-100.0										
The Alaska Training Cooperative (AKTC) will promote career development opportunities for non-degreed professionals, direct service workers, supervisors, and professionals in the behavioral health, home and community-based, and long-term care support services working with Alaska Mental Health Trust Authority beneficiaries. Strategies include technical assistance and training which is accessible and coordinated and available in rural Alaskan communities by blending evidence-based practices with traditional wisdom. The AKTC will collaborate with other training entities, document, and report training data and when needed, respond to Trust staff and provider requests for additional training related to Medicaid expansion, reform, and redesign as well as Criminal Justice Reinvestment.												
Reverse MH Trust: Traumatic and Acquired Brain Injury (TABI) Advisory Council Staff												
	OTI	-105.0	0.0	0.0	-105.0	0.0	0.0	0.0	0.0	0	0	0
1092 MHTAAR		-105.0										
This project supports staff for the Traumatic & Acquired Brain Injury (TABI) Advisory Council to maintain state operating infrastructure. Staff are responsible for leading and maintaining the State of Alaska Traumatic and Acquired Brain Injury (TABI) Advisory Council in coordination with Senior and Disabilities Services (SDS) and the Trust. Work performed by the staff includes gathering data for reporting, coordination of advocacy and planning, and preparing ongoing grant progress reports to SDS and the Trust. Staff work to maximize other state and federal funding opportunities for Mental Health Trust Authority authorized receipts (MHTAAR) projects and to ensure effective use of available dollars. In addition, staff act as liaison with the other beneficiary boards, including participating in the development of state plans, working on collaborative projects, and other duties. Outcomes and reporting requirements are negotiated with the Trust annually.												
Reverse MH Trust: The Alaska Training Cooperative												
	OTI	-885.6	0.0	0.0	-885.6	0.0	0.0	0.0	0.0	0	0	0
1092 MHTAAR		-885.6										
The Alaska Training Cooperative (AKTC) will promote career development opportunities for non-degreed professionals, direct service workers, supervisors, and professionals in the behavioral health, home and community-based, and long-term care support services working with Alaska Mental Health Trust Authority beneficiaries. Strategies include technical assistance and training which is accessible and coordinated and available in rural Alaskan communities by blending evidence-based practices with traditional wisdom. The AKTC will collaborate with other training entities, document, and report training data and when needed, respond to Trust staff and provider requests for additional training related to Medicaid expansion, reform, and redesign, as well as Criminal Justice Reinvestment.												
Reverse MH Trust: Supported Employment Workforce												
	OTI	-100.0	0.0	0.0	-100.0	0.0	0.0	0.0	0.0	0	0	0
1092 MHTAAR		-100.0										

Component: Anchorage Campus (753)
RDU: University of Alaska Anchorage (235)

Scenario/Change Record Title	Trans Type	Totals	Personal Services	Travel	Services	Commodities	Capital Outlay	Grants, Benefits	Miscellaneous	Positions PFT	Positions PPT	Positions NP

The Center for Human Development (CHD) at the University of Alaska Anchorage will continue to expand workforce development and educational opportunities related to Trust Beneficiary Employment and Engagement strategies. A highly trained workforce is critical to ensure access to supported employment and related services as beneficiaries seek competitive integrated employment. CHD will respond to supported employment workforce needs identified in an FY2020 needs assessment.

One aspect of this response will involve adapting and integrating Individual Placement and Supports (IPS) training to the current supported employment curriculum. CHD will also continue to implement a multi-level approach to benefits counseling to ensure service providers have the capacity and skills to assist Trust beneficiaries and their families to fully understand how earned income will affect their benefits as they work towards self-sufficiency. In addition, CHD collaborates and supports statewide infrastructure that includes training, credentials, and certification for Community Rehabilitation Providers (CRP's) to provide quality employment placement and retention services.

Reverse MH Trust: Specialized Skills and Services Training on Serving Criminal Justice Involved Beneficiaries

	OTI	-72.5	0.0	0.0	-72.5	0.0	0.0	0.0	0.0	0	0	0
1092 MHTAAR	-72.5											

This project coordinates a two-day statewide conference focusing on best-practice community treatment modalities, interventions, and supports for serving offenders in the community with cognitive impairments. The project will be managed by University of Alaska - Anchorage Campus through the Alaska Training Cooperative at the Center for Human Development.

This project maintains a critical component of the Trust's focus on criminal justice reform by ensuring our state's community behavioral health and developmental disability workforce has the necessary skills and competencies for treating and supporting Trust beneficiary offenders. This strategy increases the safety of the community and direct care providers while minimizing the risk that the offender will be institutionalized within a correctional or psychiatric institution.

The FY2023 Mental Health Trust Authority Authorized Receipt (MHTAAR) increment maintains the FY2022 momentum of effort.

Reverse MH Trust: Microenterprise Capital

	OTI	-175.0	0.0	0.0	-175.0	0.0	0.0	0.0	0.0	0	0	0
1092 MHTAAR	-175.0											

The Trust microenterprise fund has provided beneficiaries with a unique avenue to access startup funding for microenterprises which support individuals with disabilities seeking to start or expand small businesses and increase their own self-sufficiency. Small business development supports broader economic development as well, particularly in rural and remote communities where employment opportunities are limited.

The fund was designed to provide an option for beneficiaries that might not be eligible for startup funding assistance through traditional paths including banks, credit unions, and other traditional lending sources. This project provides resources for small business technical assistance and development to provide ongoing support to individuals with a disability establishing small businesses and self-employment. The University of Alaska Anchorage, Center for Human Development will continue to administer these funds.

Microenterprise is a component of services developed under the Trust's beneficiary employment and engagement focus area that provide alternative and innovative resources, and greater options for beneficiary self-sufficiency and economic independence.

Change Record Detail - Multiple Scenarios with Descriptions
University of Alaska

Component: Anchorage Campus (753)
RDU: University of Alaska Anchorage (235)

Scenario/Change Record Title	Trans Type	Totals	Personal Services	Travel	Services	Commodities	Capital Outlay	Grants, Benefits	Miscellaneous	Positions PFT	Positions PPT	Positions NP
Reverse MH Trust: Interpersonal Violence Prevention for Beneficiaries												
	OTI	-80.0	0.0	0.0	-80.0	0.0	0.0	0.0	0.0	0	0	0
1092 MHTAAR		-80.0										

This project builds community behavioral health provider skills and capacity to assume additional risk and time serving and educating offenders with cognitive impairments by using a train-the-trainer model to deliver a social skills curriculum to Trust beneficiaries. It focuses on building capacity within the provider community to prevent interpersonal violence in the lives of adults with cognitive disabilities. Preventing interpersonal violence provides public protection and keeps Alaskans safe. On-going clinical technical assistance and support is provided to the trained facilitators on a bi-monthly basis to address issues on delivering the training to beneficiaries and on community capacity building to support beneficiaries to apply what they learn in their everyday lives.

The FY2023 Mental Health Trust Authority Authorized Receipt (MHTAAR) increment maintains the FY2022 level of funding and momentum of effort.

Reverse MH Trust: Alaska Area Health Education Centers												
	OTI	-55.0	0.0	0.0	-55.0	0.0	0.0	0.0	0.0	0	0	0
1092 MHTAAR		-55.0										

Alaska Area Health Education Centers (AHEC) will implement multiple community-based behavioral health day camps that concentrate on behavioral health careers exploration. Locations will include Northwest, Southeast, Yukon-Kuskokwim and others. There will be additional camps around the state depending on availability of staff and need.

With current Medicaid expansion, reform, and redesign as well as criminal justice reinvestment efforts, it is critical that Alaska engage and recruit youth into behavioral health occupations. The day camps will engage and educate students on key topics in behavioral health including abuse, neglect, addiction, grief, stress, and mental health while discovering career paths within the field. Students will explore careers including social work, counseling, behavioral health aides, psychologists, psychiatrists, and other positions within the field of behavioral health and social services. The camp will also include student mental health first aid training for students; opportunity to earn dual credit; presentations from local elders, clinicians, substance abuse counselors, and behavioral health aides; tours of local providers and featured discussion panels.

The AHEC is currently operating in the final year of a three-year grant from the State of Alaska Department of Education and Early Development. This Carl Perkins Postsecondary Career and Technical Education Implementation grant has enhanced the AHEC's ability to operate residential camps in rural communities. The AHEC will be reapplying for continuation funding for this award for another three-year period. The request for proposals was recently released and is due April 15, 2022.

The AHEC was able to secure a Department of Education and Early Development Carl Perkins Postsecondary Career and Technical Education Implementation grant. This three-year grant will allow the AHEC to operate the camps as residential camps in rural communities.

Reverse UA Anchorage Health Program Funding												
	OTI	-250.0	0.0	0.0	0.0	-250.0	0.0	0.0	0.0	0	0	0
1004 Gen Fund		-250.0										
University of Alaska Compensation Increases – Staff, Faculty, and Firefighters												
	SalAdj	4,659.8	4,659.8	0.0	0.0	0.0	0.0	0.0	0.0	0	0	0
1002 Fed Rcpts		100.0										

Component: Anchorage Campus (753)
RDU: University of Alaska Anchorage (235)

Scenario/Change Record Title	Trans Type	Totals	Personal Services	Travel	Services	Commodities	Capital Outlay	Grants, Benefits	Miscellaneous	Positions PFT	Positions PPT	Positions NP
1004 Gen Fund		4,097.0										
1048 Univ Rcpt		462.8										

In accordance with the University of Alaska's mission, the University of Alaska is committed to providing a competitive total compensation package, including salary and benefits, that will attract, retain, and reward high-performing employees who share a passion for higher education. The University of Alaska strives to make employee compensation performance-based, competitive to institutions with similar missions, and commensurate with the individual's level of responsibility.

In FY2023, the University of Alaska was able to pay a two percent salary adjustment for all non-union staff, union-represented firefighters, and Local 6070 employees. The FY2024 request includes a 2.75 percent wage increase for staff and firefighters. Except for a market adjustment in FY2020, there has only been one across-the-board increase of one percent, for staff and firefighters, in the five prior years.

The University of Alaska and the United Academics faculty union (UNAC) reached a tentative agreement (TA) on a three-year contract that increases faculty pay by three percent in FY2023, 2.75 percent in FY2024, and 2.5 percent in FY2025. The TA is pending approval by the University of Alaska Board of Regents and the State Department of Administration, and ratification by the United Academics bargaining unit members. The FY2024 request includes a 2.75 percent wage increase for UNAC.

The University of Alaska and the United Academic Adjuncts faculty union (UNAD) reached a tentative agreement (TA) on a two-year contract that increases adjunct faculty pay for semester credit hour minimums by three percent in FY2023 and 2.75 percent in FY2024. The TA is pending approval by the University of Alaska Board of Regents and the State Department of Administration, and ratification by the adjunct bargaining unit members. The FY2024 request includes a 2.75 percent pay increase for UNAD.

The University of Alaska Pension Plan wage base shall increase from $42 thousand to $52 thousand effective the first full pay period after July 1, 2023. This change is estimated to cost $2,500.0.

In FY2024, the University of Alaska will renew its medical (including dental and vision) plan at a higher rate. Parental leave (five days) will be added to the benefits package and life insurance employer-paid benefit plan coverage will increase from $50.0 to $100.0. This request includes $2,300.0 for health benefits increase expected in FY2024.

Building Capacity for Alaska's Workforce - University of Alaska Anchorage Expanding WWAMI												
	Inc	582.0	0.0	0.0	582.0	0.0	0.0	0.0	0.0	0	0	0
1004 Gen Fund		48.0										
1048 Univ Rcpt		534.0										

The University of Alaska makes high-quality, accessible, and affordable post-secondary education available across Alaska. Lack of faculty capacity and adequate student support are hindering the ability of many University of Alaska programs to produce the workforce needed in the state. The University of Alaska's FY2024 program requests will help build capacity for Alaska's workforce by focusing on increasing faculty capacity, supporting Alaska Native success initiatives, reducing student indebtedness, and increasing student enrollment and retention.

The University of Alaska Anchorage Expanding Washington, Wyoming, Alaska, Montana, Idaho (WWAMI). In response to the legislative desire to expand Alaska's WWAMI cohort, WWAMI is developing plans for stepwise growth, increasing by five first-year students in FY2024 and an additional five in FY2025. The program anticipates an additional state investment of $48.0 thousand in base operating funds will be needed for the expansion, with increased tuition/fee revenue expected to cover the remainder of the additional operating expenses. The bulk of the operating increase for this expansion is for additional faculty and instructor

Component: Anchorage Campus (753)
RDU: University of Alaska Anchorage (235)

Scenario/Change Record Title	Trans Type	Totals	Personal Services	Travel	Services	Commodities	Capital Outlay	Grants, Benefits	Miscellaneous	Positions PFT	Positions PPT	Positions NP

positions.

This programmatic growth also requires a one-time investment of approximately $2.0 million to expand clinical lab space on campus - this investment is part of University of Alaska Anchorage's Health Workforce Diversity Expansion Project Phase 2 capital project.

MH Trust: The Alaska Training Cooperative (FY14-FY25)

	IncT	835.0	0.0	0.0	835.0	0.0	0.0	0.0	0.0	0	0	0
1092 MHTAAR	835.0											

The Alaska Training Cooperative (AKTC) will promote career development opportunities for non-degreed professionals, direct service workers, supervisors, and professionals in the behavioral health, home and community-based, and long-term care support services working with Alaska Mental Health Trust Authority beneficiaries. Strategies include technical assistance and training which is accessible and coordinated and available in rural Alaskan communities by blending evidence-based practices with traditional wisdom. The AKTC will collaborate with other training entities, document, and report training data and when needed, respond to Trust staff and provider requests for additional training related to Medicaid expansion, reform, and redesign as well as Criminal Justice Reinvestment.

MH Trust: Alaska Center for Rural Health and Workforce (FY23-FY25)

	IncT	150.0	0.0	0.0	150.0	0.0	0.0	0.0	0.0	0	0	0
1092 MHTAAR	150.0											

The ACRHW is a center located within the College of Health at the University of Alaska Anchorage and is focused on supporting new and existing healthcare workforce related initiatives. ACRHW will implement a Crisis Now Support Program that will focus on organizational health and wellness within Trust funded agencies that are implementing new crisis stabilization services. The idea is to support the existing workforce by meeting their wellness needs and keeping them employed. Turnover over the last two years of the pandemic have been high, so it is imperative to keep the existing workforce healthy and well.

MH Trust: Beneficiary Population Health Data (FY24-FY28)

	IncT	50.0	0.0	0.0	50.0	0.0	0.0	0.0	0.0	0	0	0
1092 MHTAAR	50.0											

The intent of the Beneficiary Population Health Data project is to develop and pilot alternative methods of determining Trust beneficiary-related prevalence and system utilization analytics to assist in the forecasting of Trust beneficiary needs. This project will explore the use of Medicaid and third-party insurance data, as well as other potential data sources, to identify and analyze Alaska-specific data. Where possible data linkages and data analytics will be used in the implementation, monitoring, and evaluation of programs, policy, and funding advocacy and decision-making.

MH Trust: Microenterprise (FY18-FY27)

	IncT	175.0	0.0	0.0	175.0	0.0	0.0	0.0	0.0	0	0	0
1092 MHTAAR	175.0											

The Trust microenterprise fund has provided beneficiaries with a unique avenue to access startup funding for microenterprises which support individuals with disabilities seeking to start or expand small businesses and increase their own self-sufficiency. Small business development supports broader economic development as well, particularly in rural and remote communities where employment opportunities are limited. The fund was designed to provide an option for beneficiaries that might not be eligible for startup funding assistance through traditional paths including banks, credit unions, and other traditional lending sources. This project provides resources for small business technical assistance and development to provide ongoing support to individuals with a disability establishing

Component: Anchorage Campus (753)
RDU: University of Alaska Anchorage (235)

Scenario/Change Record Title	Trans Type	Totals	Personal Services	Travel	Services	Commodities	Capital Outlay	Grants, Benefits	Miscellaneous	Positions PFT	Positions PPT	Positions NP

small businesses and self-employment. The University of Alaska Anchorage, Center for Human Development will continue to administer these funds in close collaboration with the Trust, state, and community partners.
Microenterprise is a component of services developed under the Trust's Beneficiary Employment and Engagement focus area that provide alternative and innovative resources, and greater options for beneficiary self-sufficiency and economic independence.

MH Trust: Alaska Area Health Education Centers (FY18-FY25)

	IncT	100.0	0.0	0.0	100.0	0.0	0.0	0.0	0.0	0	0	0
1092 MHTAAR	100.0											

Alaska Area Health Education Centers (AHEC) will implement multiple community-based behavioral health day camps that concentrate on behavioral health careers exploration. Locations will include Northwest, Southeast, Yukon-Kuskokwim and others. There will be additional camps around the state depending on availability of staff and need.

With current Medicaid expansion, reform, and redesign as well as criminal justice reinvestment efforts, it is critical that Alaska engage and recruit youth into behavioral health occupations. The day camps will engage and educate students on key topics in behavioral health including abuse, neglect, addiction, grief, stress, and mental health while discovering career paths within the field. Students will explore careers including social work, counseling, behavioral health aides, psychologists, psychiatrists, and other positions within the field of behavioral health and social services. The camp will also include student mental health first aid training for students; opportunity to earn dual credit; presentations from local elders, clinicians, substance abuse counselors, and behavioral health aides; tours of local providers and featured discussion panels.

The AHEC was able to secure a Department of Education and Early Development Carl Perkins Postsecondary Career and Technical Education Implementation grant. This three-year grant will allow the AHEC to operate residential camps in rural communities.

MH Trust: Alaska Justice Information Center (FY18-FY25)

	IncT	225.0	0.0	0.0	225.0	0.0	0.0	0.0	0.0	0	0	0
1092 MHTAAR	225.0											

Support the continued operations of the Alaska Justice Information Center (AJiC) which collects data from key criminal justice agencies to create an integrated data platform that supports criminal justice research in Alaska. For example, the AJiC will provide (1) reports on the state of the criminal justice system in Alaska, (2) answers to data questions from agencies and legislators, and (3) reports on the status of Trust beneficiaries within the criminal justice system. The AJiC will have the capacity to develop an Alaska-based inventory of best practices for public protection and keeping Alaskans safe as well as fostering economic development and self-sufficiency.

MH Trust: The Alaska Training Cooperative (FY14-FY25)

	IncT	100.0	0.0	0.0	100.0	0.0	0.0	0.0	0.0	0	0	0
1037 GF/MH	100.0											

The Alaska Training Cooperative (AKTC) will promote career development opportunities for non-degreed professionals, direct service workers, supervisors, and professionals in the behavioral health, home and community-based, and long-term care support services working with Alaska Mental Health Trust Authority beneficiaries. Strategies include technical assistance and training which is accessible and coordinated and available in rural Alaskan communities by blending evidence-based practices with traditional wisdom. The AKTC will collaborate with other training entities, document, and report training data and when needed, respond to Trust staff and provider requests for additional training related to Medicaid expansion, reform, and redesign as well as Criminal Justice Reinvestment.

Change Record Detail - Multiple Scenarios with Descriptions
University of Alaska

Component: Anchorage Campus (753)
RDU: University of Alaska Anchorage (235)

Scenario/Change Record Title	Trans Type	Totals	Personal Services	Travel	Services	Commodities	Capital Outlay	Grants, Benefits	Miscellaneous	Positions PFT	Positions PPT	Positions NP
MH Trust: Supported Employment Workforce (FY18-FY25)												
	IncT	100.0	0.0	0.0	100.0	0.0	0.0	0.0	0.0	0	0	0
1092 MHTAAR	100.0											

The Center for Human Development (CHD) at the University of Alaska Anchorage will continue to expand workforce development and educational opportunities related to Trust Beneficiary Employment and Engagement strategies. A highly trained workforce is critical to ensure access to supported employment and related services as beneficiaries seek competitive integrated employment. CHD will respond to supported employment workforce needs identified in an FY2020 needs assessment.

One aspect of this response will involve adapting and integrating Individual Placement and Supports (IPS) training to the current supported employment curriculum. CHD will also continue to implement a multi-level approach to benefits counseling to ensure service providers have the capacity and skills to assist Trust beneficiaries and their families to fully understand how earned income will affect their benefits as they work towards self-sufficiency. In addition, CHD collaborates and supports a statewide infrastructure that includes training, credentials, and certification for Community Rehabilitation Providers (CRP's) to provide quality employment placement and retention services.

MH Trust: Beneficiary Employment Technical Assistance and Planning (FY24-FY25)												
	IncT	200.0	0.0	0.0	200.0	0.0	0.0	0.0	0.0	0	0	0
1092 MHTAAR	200.0											

The University of Alaska Anchorage, Center for Human Development (CHD) will provide technical assistance and planning support to the Trust and public-private partners towards implementation of key Beneficiary Employment and Engagement (BEE) strategies. BEE strategies promote increased self-sufficiency for Trust beneficiaries through competitive integrated employment. In addition to individual beneficiary outcomes, increased workforce participation supports economic development and reduces reliance on publicly funded programs. CHD will offer the Trust a cross-beneficiary population approach to employment related technical assistance and systems planning.
The CHD will provide coordination, technical assistance, and information dissemination to promote increased employment for mental health trust beneficiaries. Funds will support personnel costs for training and development coordination, sub contractual hosting of the "Disability Benefits 101" website, and development of an Alaska Accessible Employment Website to house beneficiary employment related resources.

MH Trust: Specialized Skills and Services Training on Serving Criminal Justice Involved Beneficiaries (FY14-FY25)												
	IncT	72.5	0.0	0.0	72.5	0.0	0.0	0.0	0.0	0	0	0
1092 MHTAAR	72.5											

This project coordinates a two-day statewide conference focusing on best-practice community treatment modalities, interventions, and supports for serving offenders in the community with cognitive impairments. The project will be managed by University of Alaska - Anchorage Campus through the Alaska Training Cooperative at the Center for Human Development.

This project maintains a critical component of the Trust's focus on criminal justice reform by ensuring our state's community behavioral health and developmental disability workforce has the necessary skills and competencies for treating and supporting Trust beneficiary offenders. This strategy increases the safety of the community and direct care providers while minimizing the risk that the offender will be institutionalized within a correctional or psychiatric institution.

MH Trust: Interpersonal Violence Prevention for Beneficiaries (FY14-FY25)

Component: Anchorage Campus (753)
RDU: University of Alaska Anchorage (235)

Scenario/Change Record Title	Trans Type	Totals	Personal Services	Travel	Services	Commodities	Capital Outlay	Grants, Benefits	Miscellaneous	Positions PFT	Positions PPT	Positions NP
	IncT	80.0	0.0	0.0	80.0	0.0	0.0	0.0	0.0	0	0	0
1092 MHTAAR	80.0											

This project builds community behavioral health provider skills and capacity to assume additional risk and time serving and educating offenders with cognitive impairments by using a train-the-trainer model to deliver a social skills curriculum to Trust beneficiaries. It focuses on building capacity within the provider community to prevent interpersonal violence in the lives of adults with cognitive disabilities. Preventing interpersonal violence provides public protection and keeps Alaskans safe. On-going clinical technical assistance and support is provided to the trained facilitators on a bi-monthly basis to address issues on delivering the training to beneficiaries and on community capacity building to support beneficiaries to apply what they learn in their everyday lives.

MH Trust: Traumatic and Acquired Brain Injury (TABI) Advisory Council Staff (FY22-FY25)

	IncT	105.0	0.0	0.0	105.0	0.0	0.0	0.0	0.0	0	0	0
1092 MHTAAR	105.0											

This project supports staff to lead and maintain the Alaska Traumatic and Acquired Brain Injury (TABI) Advisory Council in coordination with the Trust, other state agencies, partners, beneficiaries, and other stakeholders. Work performed by staff includes gathering data for reporting, coordination of advocacy and planning, and preparing ongoing grant progress reports. Staff will identify ways to maximize other state and federal funding opportunities for Mental Health Trust Authority authorized receipts (MHTAAR) projects and to recommend effective use of available dollars. In addition, staff act as liaison with the other beneficiary boards, including participating in the development of state plans, working on collaborative projects, and other duties. Outcomes and reporting requirements are negotiated with the Trust annually.

Reverse Multi-Year Economic Development Research Program Funding

	OTI	-1,750.0	0.0	0.0	-1,750.0	0.0	0.0	0.0	0.0	0	0	0
1004 Gen Fund	-1,750.0											

Reverse multi-year economic development research program funding.

	Totals	250,248.6	143,972.4	3,261.9	67,890.6	8,639.5	5,890.6	16,362.3	4,231.3	1,195	37	0

Personal Services Expenditure Detail
University of Alaska

Component: Anchorage Campus (753)
RDU: University of Alaska Anchorage (235)
Notes:
1. If a position is split, an asterisk (*) will appear in the Split/Count column. If the split position is also counted in the component, two asterisks (**) will appear in the column.
2. "Pool" PCN refers to UA temporary positions, such as adjunct faculty; student employees; and other non-permanent staff. Multiple incumbents may share the same labor pool position number

PCN	Job Class Title	Location	Time Status	Split/ Count	Employee Class	Benefit Rate	Annual Budgeted Salary	Annual Benefits	Total Costs	UGF Estimate
300001	Professor	Anchorage	FT		United Academics BU	28.3%	82,976	23,482	106,458	53,231
300015	Professor	Anchorage	FT		United Academics BU	28.3%	85,223	24,118	109,341	54,673
300020	Assistant Professor	Anchorage	FT		United Academics BU	28.3%	100	-	100	-
300030	Professor	Anchorage	FT		United Academics BU	28.3%	90,698	25,668	116,366	58,185
300035	Associate Professor	Anchorage	FT		United Academics BU	28.3%	77,438	21,915	99,353	49,679
300040	Associate Professor	Anchorage	FT		United Academics BU	28.3%	64,568	18,273	82,841	41,422
300050	Assistant Professor	Anchorage	FT		United Academics BU	28.3%	78,300	22,159	100,459	50,232
300055	Assistant Professor	Anchorage	FT		United Academics BU	28.3%	84,162	23,818	107,980	53,992
300080	Assistant Professor	Anchorage	FT		United Academics BU	28.3%	62,400	17,659	80,059	40,031
300085	Administrative Professional 3	Anchorage	FT		APT - Exempt Employees	38.5%	95,967	36,947	132,914	66,460
300095	Associate Professor	Anchorage	FT		United Academics BU	28.3%	100	-	100	-
300100	Assistant Professor	Anchorage	FT		United Academics BU	28.3%	57,002	16,132	73,134	36,568
300110	Assistant Professor	Anchorage	FT		United Academics BU	28.3%	67,925	19,223	87,148	43,576
300115	Professor	Anchorage	FT		United Academics BU	28.3%	100	-	100	-
300120	Associate Professor	Anchorage	FT		United Academics BU	28.3%	82,446	23,332	105,778	52,891
300125	Professor	Anchorage	FT		United Academics BU	28.3%	90,277	25,548	115,825	57,915
300130	Term Instructor	Anchorage	FT		United Academics BU	28.3%	69,447	19,654	89,101	44,552
300135	Assistant Professor	Anchorage	FT		United Academics BU	28.3%	100	-	100	-
300145	Associate Professor	Anchorage	FT		United Academics BU	28.3%	100	-	100	-
300175	Assistant Professor	Anchorage	FT		United Academics BU	28.3%	100	-	100	-
300180	Associate Professor	Anchorage	PT		United Academics BU	28.3%	90,745	25,681	116,426	58,215
300185	Professor	Anchorage	FT		United Academics BU	28.3%	79,904	22,613	102,517	51,261
300195	Associate Professor	Anchorage	FT		United Academics BU	28.3%	69,748	19,739	89,487	44,745
300200	Assistant Professor	Anchorage	FT		United Academics BU	28.3%	100	-	100	-
300210	Professor	Anchorage	FT		United Academics BU	28.3%	89,404	25,301	114,705	57,355
300230	Associate Professor	Anchorage	FT		United Academics BU	28.3%	100	-	100	-
300235	Professor	Anchorage	FT		United Academics BU	28.3%	86,580	24,502	111,082	55,544
300240	Professor	Anchorage	FT		United Academics BU	28.3%	100	-	100	-
300245	Associate Professor	Anchorage	FT		United Academics BU	28.3%	25,401	7,188	32,589	16,295
300250	Professor	Anchorage	FT		United Academics BU	28.3%	89,240	25,255	114,495	57,250
300255	Professor	Anchorage	FT		United Academics BU	28.3%	933	264	1,197	599
300260	Professor	Anchorage	FT		United Academics BU	28.3%	90,403	25,584	115,987	57,996
300265	Professor	Anchorage	FT		United Academics BU	28.3%	77,601	21,961	99,562	49,783
300270	Assistant Professor	Anchorage	FT		United Academics BU	28.3%	82,505	23,349	105,854	52,929
300275	Professor	Anchorage	FT		United Academics BU	28.3%	91,057	25,769	116,826	58,416

Personal Services Expenditure Detail
University of Alaska

Component: Anchorage Campus (753)
RDU: University of Alaska Anchorage (235)
Notes:
1. If a position is split, an asterisk (*) will appear in the Split/Count column. If the split position is also counted in the component, two asterisks (**) will appear in the column.
2. "Pool" PCN refers to UA temporary positions, such as adjunct faculty; student employees; and other non-permanent staff. Multiple incumbents may share the same labor pool position number

PCN	Job Class Title	Location	Time Status	Split/ Count	Employee Class	Benefit Rate	Annual Budgeted Salary	Annual Benefits	Total Costs	UGF Estimate
300280	Assistant Professor	Anchorage	FT		United Academics BU	28.3%	70,200	19,867	90,067	45,035
300290	Assistant Professor	Anchorage	FT		United Academics BU	28.3%	66,425	18,798	85,223	42,614
300295	Associate Professor	Anchorage	FT		United Academics BU	28.3%	80,309	22,727	103,036	51,520
300305	Director (Academic-Faculty)	Anchorage	PT		Non-Represented Faculty	24.6%	132,471	32,588	165,059	82,533
300315	Professor	Anchorage	FT		United Academics BU	28.3%	100	-	100	-
300320	Professor	Anchorage	FT		United Academics BU	28.3%	130,666	36,978	167,644	83,826
300325	Professor	Anchorage	FT		United Academics BU	28.3%	103,553	29,305	132,858	66,432
300330	Professor	Anchorage	FT		United Academics BU	28.3%	66,425	18,798	85,223	42,614
300345	Professor	Anchorage	FT		United Academics BU	28.3%	100	-	100	-
300360	Admin Generalist 3	Anchorage	FT		PERS - Classified	48.6%	52,818	25,670	78,488	39,246
300370	Admin Specialist 1	Anchorage	FT		PERS - Classified	48.6%	50,773	24,676	75,449	37,726
300375	Admin Generalist 3	Anchorage	FT		PERS - Classified	48.6%	42,041	20,432	62,473	31,238
300380	Fiscal Technician 3	Anchorage	FT		PERS - Classified	48.6%	57,205	27,802	85,007	42,505
300385	Admin Specialist 3	Anchorage	FT		APT - Exempt Employees	38.5%	60,102	23,139	83,241	-
300390	Admin Generalist 3	Anchorage	PT		PERS - Classified	48.6%	24,774	12,040	36,814	18,408
300395	Administrative Professional 1	Anchorage	FT		APT - Exempt Employees	38.5%	61,955	23,853	85,808	42,906
300405	Admin Generalist 1	Anchorage	FT		PERS - Classified	48.6%	53,393	25,949	79,342	39,673
300415	Admin Generalist 3	Anchorage	FT		PERS - Classified	48.6%	50,773	24,676	75,449	37,726
300420	Administrative Professional 3	Anchorage	FT		APT - Exempt Employees	38.5%	91,303	35,152	126,455	63,230
300430	Admin Generalist 3	Anchorage	FT		PERS - Classified	48.6%	41,190	20,018	61,208	30,606
300440	Professor	Anchorage	FT		United Academics BU	28.3%	78,830	22,309	101,139	50,572
300445	Assistant Professor	Anchorage	FT		United Academics BU	28.3%	75,074	21,246	96,320	48,162
300455	Assistant Professor	Anchorage	FT		United Academics BU	28.3%	70,700	20,008	90,708	45,356
300470	Assistant Professor	Anchorage	FT		United Academics BU	28.3%	79,997	22,639	102,636	51,320
300475	Professor	Anchorage	FT		United Academics BU	28.3%	77,047	21,804	98,851	49,428
300485	Associate Professor	Anchorage	FT		United Academics BU	28.3%	66,955	18,948	85,903	42,954
300495	Professor	Anchorage	FT		United Academics BU	28.3%	76,003	21,509	97,512	48,758
300500	Associate Professor	Anchorage	FT		United Academics BU	28.3%	88,374	25,010	113,384	56,694
300505	Associate Professor	Anchorage	FT		United Academics BU	28.3%	73,103	20,688	93,791	46,898
300510	Professor	Anchorage	FT		United Academics BU	28.3%	91,728	25,959	117,687	58,846
300511	Assistant Professor	Anchorage	FT		United Academics BU	28.3%	100	-	100	-
300515	Student Svcs Manager 1	Anchorage	FT		APT - Exempt Employees	38.5%	63,829	24,574	88,403	44,204
300520	Associate Professor	Anchorage	PT		United Academics BU	28.3%	82,601	23,376	105,977	52,991
300525	Associate Professor	Anchorage	FT		United Academics BU	28.3%	160,295	45,363	205,658	102,834
300530	Student Svcs Technician 3	Anchorage	FT		PERS - Classified	48.6%	52,818	25,670	78,488	39,246

Component: Anchorage Campus (753)
RDU: University of Alaska Anchorage (235)
Notes:
1. If a position is split, an asterisk (*) will appear in the Split/Count column. If the split position is also counted in the component, two asterisks (**) will appear in the column.
2. "Pool" PCN refers to UA temporary positions, such as adjunct faculty; student employees; and other non-permanent staff. Multiple incumbents may share the same labor pool position number

PCN	Job Class Title	Location	Time Status	Split/ Count	Employee Class	Benefit Rate	Annual Budgeted Salary	Annual Benefits	Total Costs	UGF Estimate
300535	Administrative Professional 4	Anchorage	FT		APT - Exempt Employees	38.5%	92,219	35,504	127,723	63,864
300540	Term Instructor	Anchorage	FT		United Academics BU	28.3%	77,423	21,911	99,334	49,669
300550	Admin Specialist 2	Anchorage	FT		PERS - Classified	48.6%	68,387	33,236	101,623	50,814
300560	Term Asst Professor	Anchorage	FT		United Academics BU	28.3%	104,400	29,545	133,945	66,976
300565	Administrative Professional 3	Anchorage	FT		APT - Exempt Employees	38.5%	74,095	28,527	102,622	51,313
300570	Communications Specialist 4	Anchorage	FT		APT - Exempt Employees	38.5%	63,169	24,320	87,489	43,746
300575	Associate Professor	Anchorage	FT		United Academics BU	28.3%	138,154	39,098	177,252	88,630
300580	Professor	Anchorage	FT		United Academics BU	28.3%	163,270	46,205	209,475	104,742
300585	Professor	Anchorage	FT		United Academics BU	28.3%	85,660	24,242	109,902	54,953
300590	Associate Professor	Anchorage	FT		United Academics BU	28.3%	115,908	32,802	148,710	74,358
300595	Professor	Anchorage	FT		United Academics BU	28.3%	134,035	37,932	171,967	85,987
300600	Associate Professor	Anchorage	FT		United Academics BU	28.3%	109,996	31,129	141,125	70,566
300605	Professor	Anchorage	FT		United Academics BU	28.3%	195,266	55,260	250,526	125,269
300610	Communications Specialist 3	Anchorage	FT		PERS - Classified	48.6%	50,773	24,676	75,449	37,726
300615	Associate Professor	Anchorage	FT		United Academics BU	28.3%	141,175	39,953	181,128	90,568
300620	Associate Professor	Anchorage	FT		United Academics BU	28.3%	100	-	100	-
300625	Term Instructor	Anchorage	PT		United Academics BU	28.3%	73,440	20,784	94,224	47,114
300630	Associate Professor	Anchorage	FT		United Academics BU	28.3%	119,855	33,919	153,774	76,890
300635	Assistant Professor	Anchorage	FT		United Academics BU	28.3%	100	-	100	-
300640	Professor	Anchorage	FT		United Academics BU	28.3%	113,324	32,071	145,395	50,891
300645	Administrative Professional 3	Anchorage	FT		APT - Exempt Employees	38.5%	81,037	31,199	112,236	56,121
300650	Professor	Anchorage	FT		United Academics BU	28.3%	118,186	33,447	151,633	75,820
300655	Professor	Anchorage	FT		United Academics BU	28.3%	118,279	33,473	151,752	75,879
300660	Assistant Professor	Anchorage	FT		United Academics BU	28.3%	46,272	13,095	59,367	29,685
300665	Professor	Anchorage	FT		United Academics BU	28.3%	100	-	100	-
300670	Assistant Professor	Anchorage	FT		United Academics BU	28.3%	99,996	28,299	128,295	64,150
300675	Assistant Professor	Anchorage	FT		United Academics BU	28.3%	66,409	18,794	85,203	42,603
300680	Fiscal Professional 2	Anchorage	FT		APT - Exempt Employees	38.5%	57,802	22,254	80,056	40,030
300685	Assistant Professor	Anchorage	FT		United Academics BU	28.3%	67,532	19,112	86,644	43,324
300690	Assistant Professor	Anchorage	FT		United Academics BU	28.3%	102,547	29,021	131,568	39,472
300695	Student Svcs Manager 2	Anchorage	FT		APT - Exempt Employees	38.5%	71,176	27,403	98,579	49,292
300700	Research Professional 2	Anchorage	FT		APT - Exempt Employees	38.5%	55,544	21,384	76,928	38,466
300705	Assistant Professor	Anchorage	FT		United Academics BU	28.3%	99,991	28,297	128,288	64,147
300710	Associate Professor	Anchorage	FT		United Academics BU	28.3%	149,378	42,274	191,652	95,830
300715	Term Asst Professor	Anchorage	FT		United Academics BU	28.3%	116,575	32,991	149,566	74,786

Component: Anchorage Campus (753)
RDU: University of Alaska Anchorage (235)
Notes:
1. If a position is split, an asterisk (*) will appear in the Split/Count column. If the split position is also counted in the component, two asterisks (**) will appear in the column.
2. "Pool" PCN refers to UA temporary positions, such as adjunct faculty; student employees; and other non-permanent staff. Multiple incumbents may share the same labor pool position number

PCN	Job Class Title	Location	Time Status	Split/ Count	Employee Class	Benefit Rate	Annual Budgeted Salary	Annual Benefits	Total Costs	UGF Estimate
300725	Professor	Anchorage	FT		United Academics BU	28.3%	100	-	100	-
300730	Term Asst Professor	Anchorage	FT		United Academics BU	28.3%	117,261	33,185	150,446	75,226
300735	Fiscal Technician 3	Anchorage	FT		PERS - Classified	48.6%	47,814	23,238	71,052	35,527
300740	Assistant Professor	Anchorage	FT		Non-Represented Faculty	24.6%	175,091	43,072	218,163	109,086
300745	Professor	Anchorage	FT		United Academics BU	28.3%	111,727	31,619	143,346	71,676
300750	Assistant Professor	Anchorage	FT		United Academics BU	28.3%	57,566	16,291	73,857	36,930
300755	Professor	Anchorage	FT		United Academics BU	28.3%	98,389	27,844	126,233	63,119
300760	Associate Professor	Anchorage	FT		United Academics BU	28.3%	91,306	25,840	117,146	58,575
300770	Assistant Professor	Anchorage	FT		United Academics BU	28.3%	75,005	21,226	96,231	-
300780	Professor	Anchorage	FT		United Academics BU	28.3%	118,888	33,645	152,533	76,270
300795	Assistant Professor	Anchorage	PT		United Academics BU	28.3%	33,378	9,446	42,824	21,413
300805	Admin Generalist 4	Anchorage	FT		PERS - Classified	48.6%	56,076	27,253	83,329	41,666
300815	Assistant Professor	Anchorage	FT		United Academics BU	28.3%	78,999	22,357	101,356	50,680
300825	Associate Professor	Anchorage	FT		United Academics BU	28.3%	83,725	23,694	107,419	53,712
300830	Safety Svcs-Police 2	Anchorage	FT		PERS - Classified	48.6%	100	-	100	-
300835	Associate Professor	Anchorage	FT		United Academics BU	28.3%	65,005	18,396	83,401	-
300840	Assistant Professor	Anchorage	FT		United Academics BU	28.3%	86,861	24,582	111,443	55,724
300850	Assistant Professor	Anchorage	FT		United Academics BU	28.3%	72,726	20,581	93,307	46,656
300855	Assistant Professor	Anchorage	FT		United Academics BU	28.3%	83,008	23,491	106,499	53,252
300860	Associate Professor	Anchorage	FT		United Academics BU	28.3%	58,923	16,675	75,598	37,801
300870	Assistant Professor	Anchorage	FT		United Academics BU	28.3%	79,485	22,494	101,979	50,992
300875	Safety Svcs-Emerg Dispatcher 1	Anchorage	FT		PERS - Classified	48.6%	46,450	22,575	69,025	34,514
300880	Assistant Professor	Anchorage	FT		United Academics BU	28.3%	79,995	22,639	102,634	51,319
300885	Assistant Professor	Anchorage	FT		United Academics BU	28.3%	71,994	20,374	92,368	46,186
300895	Instructional Designer 4	Anchorage	FT		APT - Exempt Employees	38.5%	79,461	30,592	110,053	55,029
300900	Fiscal Technician 3	Anchorage	FT		PERS - Classified	48.6%	49,304	23,962	73,266	36,634
300905	Admin Generalist 4	Anchorage	FT		PERS - Classified	48.6%	46,450	22,575	69,025	34,514
300915	Human Resources Technician 3	Anchorage	FT		PERS - Classified	48.6%	58,952	28,651	87,603	43,803
300920	Admin Generalist 4	Anchorage	FT		PERS - Classified	48.6%	57,802	28,092	85,894	42,949
300940	Development 2	Anchorage	FT		PERS - Classified	48.6%	54,437	26,456	80,893	-
300955	IS Net Technician 7	Anchorage	FT		PERS - Classified	48.6%	67,705	32,905	100,610	50,307
300960	Broadcast/Media Professional 4	Anchorage	FT		APT - Exempt Employees	38.5%	71,879	27,673	99,552	49,778
300965	Student Svcs Technician 2	Anchorage	FT		PERS - Classified	48.6%	52,286	25,411	77,697	24,475
300980	Term Asst Professor	Anchorage	FT		United Academics BU	28.3%	73,694	20,855	94,549	47,277
300985	Professor	Anchorage	PT		Non-Represented Faculty	24.6%	143,312	35,255	178,567	89,287

Component: Anchorage Campus (753)
RDU: University of Alaska Anchorage (235)
Notes:
1. If a position is split, an asterisk (*) will appear in the Split/Count column. If the split position is also counted in the component, two asterisks (**) will appear in the column.
2. "Pool" PCN refers to UA temporary positions, such as adjunct faculty; student employees; and other non-permanent staff. Multiple incumbents may share the same labor pool position number

PCN	Job Class Title	Location	Time Status	Split/ Count	Employee Class	Benefit Rate	Annual Budgeted Salary	Annual Benefits	Total Costs	UGF Estimate
300990	Associate Professor	Anchorage	FT		United Academics BU	28.3%	71,110	20,124	91,234	45,619
301000	Associate Professor	Anchorage	FT		United Academics BU	28.3%	96,876	27,416	124,292	62,149
301020	Administrative Professional 3	Anchorage	FT		APT - Exempt Employees	38.5%	83,465	32,134	115,599	57,802
301025	Admin Specialist 1	Anchorage	FT		PERS - Classified	48.6%	56,076	27,253	83,329	41,666
301030	Human Resources Technician 3	Anchorage	FT		PERS - Classified	48.6%	49,304	23,962	73,266	36,634
301035	Admin Specialist 3	Anchorage	FT		APT - Exempt Employees	38.5%	60,102	23,139	83,241	41,622
301055	Professor	Anchorage	FT		United Academics BU	28.3%	57,564	16,291	73,855	36,929
301059	Assistant Professor	Anchorage	FT		United Academics BU	28.3%	53,586	15,165	68,751	34,377
301061	Term Asst Professor	Anchorage	FT		United Academics BU	28.3%	68,500	19,386	87,886	43,945
301065	Term Instructor	Anchorage	FT		United Academics BU	28.3%	80,687	22,834	103,521	51,763
301070	Admin Generalist 4	Anchorage	FT		PERS - Classified	48.6%	54,969	26,715	81,684	40,844
301077	IS Professional 2A	Anchorage	FT		PERS - Classified	48.6%	84,318	40,979	125,297	62,651
301081	Professor	Anchorage	FT		United Academics BU	28.3%	97,032	27,460	124,492	62,249
301082	Associate Professor	Anchorage	FT		United Academics BU	28.3%	82,993	23,487	106,480	42,594
301083	Professor	Anchorage	FT		United Academics BU	28.3%	100	-	100	-
301085	Associate Professor	Anchorage	FT		United Academics BU	28.3%	100	-	100	-
301086	Professor	Anchorage	FT		United Academics BU	28.3%	105,803	29,942	135,745	54,300
301087	Fiscal Technician 3	Anchorage	FT		PERS - Classified	48.6%	50,773	24,676	75,449	37,726
301089	Term Asst Professor	Anchorage	FT		United Academics BU	28.3%	101,393	28,694	130,087	65,046
301091	Assistant Professor	Anchorage	FT		United Academics BU	28.3%	75,004	21,226	96,230	48,117
301092	Professor	Anchorage	FT		United Academics BU	28.3%	63,726	18,034	81,760	40,882
301093	Professor	Anchorage	FT		United Academics BU	28.3%	113,069	31,999	145,068	72,537
301094	Professor	Anchorage	FT		United Academics BU	28.3%	127,202	35,998	163,200	81,604
301095	Associate Professor	Anchorage	FT		United Academics BU	28.3%	100	-	100	-
301097	Assistant Professor	Anchorage	FT		United Academics BU	28.3%	100	-	100	-
301099	Associate Professor	Anchorage	FT		United Academics BU	28.3%	83,827	23,723	107,550	53,777
301100	Professor	Anchorage	PT		United Academics BU	28.3%	39,780	11,258	51,038	25,520
301101	Associate Professor	Anchorage	FT		United Academics BU	28.3%	71,042	20,105	91,147	45,575
301102	Associate Professor	Anchorage	FT		United Academics BU	28.3%	78,874	22,321	101,195	50,600
301103	Assistant Professor	Anchorage	FT		United Academics BU	28.3%	111,000	31,413	142,413	71,210
301104	Assistant Professor	Anchorage	FT		United Academics BU	28.3%	76,000	21,508	97,508	48,756
301107	Research Technician 3	Anchorage	FT		PERS - Classified	48.6%	35,722	17,361	53,083	26,543
301108	Student Svcs Professional 2	Anchorage	FT		PERS - Classified	48.6%	52,818	25,670	78,488	39,246
301110	Associate Professor	Anchorage	FT		United Academics BU	28.3%	51,932	14,697	66,629	33,316
301112	IS Professional 3A	Anchorage	FT		APT - Exempt Employees	38.5%	73,328	28,231	101,559	50,782

Component: Anchorage Campus (753)
RDU: University of Alaska Anchorage (235)
Notes:
1. If a position is split, an asterisk (*) will appear in the Split/Count column. If the split position is also counted in the component, two asterisks (**) will appear in the column.
2. "Pool" PCN refers to UA temporary positions, such as adjunct faculty; student employees; and other non-permanent staff. Multiple incumbents may share the same labor pool position number

PCN	Job Class Title	Location	Time Status	Split/ Count	Employee Class	Benefit Rate	Annual Budgeted Salary	Annual Benefits	Total Costs	UGF Estimate
301114	IS Professional 5A	Anchorage	FT		APT - Exempt Employees	38.5%	99,885	38,456	138,341	69,173
301117	Assistant Professor	Anchorage	FT		United Academics BU	28.3%	69,997	19,809	89,806	44,905
301120	Professor	Anchorage	FT		United Academics BU	28.3%	80,121	22,674	102,795	51,400
301121	Professor	Anchorage	FT		United Academics BU	28.3%	103,865	29,394	133,259	66,632
301123	Professor	Anchorage	FT		United Academics BU	28.3%	60,411	17,096	77,507	38,755
301126	Director (Academic-Faculty)	Anchorage	FT		Non-Represented Faculty	24.6%	136,815	33,656	170,471	85,239
301127	Assistant Professor	Anchorage	FT		United Academics BU	28.3%	117,253	33,183	150,436	75,221
301128	Assistant Professor	Anchorage	FT		United Academics BU	28.3%	78,000	22,074	100,074	50,039
301131	Professor	Anchorage	FT		United Academics BU	28.3%	100,996	28,582	129,578	20,125
301133	Associate Professor	Anchorage	FT		United Academics BU	28.3%	98,093	27,760	125,853	56,637
301134	Associate Professor	Anchorage	FT		United Academics BU	28.3%	95,251	26,956	122,207	61,106
301135	Professor	Anchorage	PT		United Academics BU	28.3%	88,924	25,165	114,089	57,047
301136	Professor	Anchorage	FT		United Academics BU	28.3%	63,000	17,829	80,829	40,416
301137	Assistant Professor	Anchorage	FT		United Academics BU	28.3%	94,302	26,687	120,989	60,497
301139	Professor	Anchorage	FT		United Academics BU	28.3%	93,350	26,418	119,768	59,887
301140	Communications Specialist 3	Anchorage	FT		PERS - Classified	48.6%	52,818	25,670	78,488	39,246
301141	Admin Generalist 4	Anchorage	FT		PERS - Classified	48.6%	52,286	25,411	77,697	38,850
301144	Term Instructor	Anchorage	FT		United Academics BU	28.3%	48,485	13,721	62,206	31,104
301148	Director (Academic-Faculty)	Anchorage	FT		Non-Represented Faculty	24.6%	115,540	28,423	143,963	71,985
301151	Assistant Professor	Anchorage	FT		United Academics BU	28.3%	59,998	16,979	76,977	38,490
301152	Professor	Anchorage	FT		United Academics BU	28.3%	88,000	24,904	112,904	56,454
301153	Professor	Anchorage	FT		United Academics BU	28.3%	84,552	23,928	108,480	54,242
301155	Professor	Anchorage	FT		United Academics BU	28.3%	83,038	23,500	106,538	53,271
301156	Assistant Professor	Anchorage	FT		United Academics BU	28.3%	70,700	20,008	90,708	45,356
301158	Term Asst Professor	Anchorage	FT		United Academics BU	28.3%	113,555	32,136	145,691	72,849
301159	Assistant Professor	Anchorage	FT		United Academics BU	28.3%	82,493	23,346	105,839	52,922
301160	Assistant Professor	Anchorage	FT		United Academics BU	28.3%	71,963	20,366	92,329	46,166
301162	Student Svcs Professional 2	Anchorage	FT		PERS - Classified	48.6%	50,774	24,676	75,450	37,727
301164	Term Asst Professor	Anchorage	FT		United Academics BU	28.3%	77,501	21,933	99,434	49,719
301165	Professor	Anchorage	FT		United Academics BU	28.3%	86,939	24,604	111,543	55,774
301166	Assistant Professor	Anchorage	FT		United Academics BU	28.3%	73,478	20,794	94,272	47,138
301167	Associate Professor	Anchorage	FT		United Academics BU	28.3%	75,052	21,240	96,292	48,148
301168	Professor	Anchorage	FT		United Academics BU	28.3%	87,656	24,807	112,463	56,234
301169	Professor	Anchorage	FT		United Academics BU	28.3%	88,218	24,966	113,184	56,594
301170	Assistant Professor	Anchorage	FT		United Academics BU	28.3%	70,200	19,867	90,067	45,035

Component: Anchorage Campus (753)
RDU: University of Alaska Anchorage (235)
Notes:
1. If a position is split, an asterisk (*) will appear in the Split/Count column. If the split position is also counted in the component, two asterisks (**) will appear in the column.
2. "Pool" PCN refers to UA temporary positions, such as adjunct faculty; student employees; and other non-permanent staff. Multiple incumbents may share the same labor pool position number

PCN	Job Class Title	Location	Time Status	Split/ Count	Employee Class	Benefit Rate	Annual Budgeted Salary	Annual Benefits	Total Costs	UGF Estimate
301171	Term Instructor	Anchorage	FT		United Academics BU	28.3%	36,431	10,310	46,741	23,372
301173	Associate Professor	Anchorage	FT		United Academics BU	28.3%	141,367	40,007	181,374	90,691
301174	Assistant Professor	Anchorage	FT		United Academics BU	28.3%	102	29	131	65
301175	Associate Professor	Anchorage	FT		United Academics BU	28.3%	72,727	20,582	93,309	46,656
301176	Associate Professor	Anchorage	FT		United Academics BU	28.3%	72,883	20,626	93,509	46,757
301177	Associate Professor	Anchorage	FT		United Academics BU	28.3%	81,936	23,188	105,124	52,564
301179	Professor	Anchorage	FT		United Academics BU	28.3%	135,954	38,475	174,429	87,218
301180	Professor	Anchorage	PT		United Academics BU	28.3%	55,421	15,684	71,105	35,554
301181	Assistant Professor	Anchorage	FT		United Academics BU	28.3%	70,996	20,092	91,088	45,546
301182	IS Consultant 2A	Anchorage	FT		PERS - Classified	48.6%	54,969	26,715	81,684	40,844
301183	Professor	Anchorage	FT		United Academics BU	28.3%	100	-	100	-
301185	Admin Specialist 2	Anchorage	FT		PERS - Classified	48.6%	52,818	25,670	78,488	19,623
301186	Research Technician 4	Anchorage	FT		PERS - Classified	48.6%	50,773	24,676	75,449	37,726
301188	Term Asst Professor	Anchorage	PT		United Academics BU	28.3%	105,671	29,905	135,576	67,791
301189	IS Net Technician 7	Anchorage	FT		PERS - Classified	48.6%	65,085	31,631	96,716	48,360
301191	Director (Academic-Faculty)	Anchorage	FT		Non-Represented Faculty	24.6%	152,980	37,633	190,613	95,311
301192	Training & Development 1	Anchorage	FT		PERS - Classified	48.6%	52,286	25,411	77,697	38,850
301193	Associate Professor	Anchorage	FT		United Academics BU	28.3%	75,832	21,460	97,292	48,648
301194	Assistant Professor	Anchorage	FT		United Academics BU	28.3%	100	-	100	-
301195	Assistant Professor	Anchorage	FT		United Academics BU	28.3%	78,000	22,074	100,074	50,039
301196	Associate Professor	Anchorage	FT		United Academics BU	28.3%	82,430	23,328	105,758	52,881
301197	Professor	Anchorage	FT		United Academics BU	28.3%	162,848	46,086	208,934	104,472
301199	Professor	Anchorage	FT		United Academics BU	28.3%	157,732	44,638	202,370	101,190
301200	Professor	Anchorage	FT		United Academics BU	28.3%	82,212	23,266	105,478	52,741
301204	Professor	Anchorage	FT		United Academics BU	28.3%	100	-	100	-
301205	Professor	Anchorage	FT		United Academics BU	28.3%	100	-	100	-
301206	Professor	Anchorage	FT		United Academics BU	28.3%	100,823	28,533	129,356	64,681
301207	Professor	Anchorage	FT		United Academics BU	28.3%	87,251	24,692	111,943	55,974
301211	Associate Dean/Faculty	Anchorage	PT		Non-Represented Faculty	24.6%	158,945	39,100	198,045	99,027
301213	IS Professional 3A	Anchorage	FT		APT - Exempt Employees	38.5%	79,461	30,592	110,053	55,029
301214	Professor	Anchorage	FT		United Academics BU	28.3%	100	-	100	-
301215	IS Professional 3A	Anchorage	FT		APT - Exempt Employees	38.5%	73,328	28,231	101,559	50,782
301216	Professor	Anchorage	FT		United Academics BU	28.3%	88,031	24,913	112,944	56,474
301217	Professor	Anchorage	FT		United Academics BU	28.3%	100	-	100	-
301219	Assistant Professor	Anchorage	FT		United Academics BU	28.3%	63,630	18,007	81,637	40,820

Component: Anchorage Campus (753)
RDU: University of Alaska Anchorage (235)
Notes:
1. If a position is split, an asterisk (*) will appear in the Split/Count column. If the split position is also counted in the component, two asterisks (**) will appear in the column.
2. "Pool" PCN refers to UA temporary positions, such as adjunct faculty; student employees; and other non-permanent staff. Multiple incumbents may share the same labor pool position number

PCN	Job Class Title	Location	Time Status	Split/ Count	Employee Class	Benefit Rate	Annual Budgeted Salary	Annual Benefits	Total Costs	UGF Estimate
301220	Associate Professor	Anchorage	FT		United Academics BU	28.3%	65,770	18,613	84,383	42,193
301221	Associate Dean/Faculty	Anchorage	FT		Non-Represented Faculty	24.6%	167,932	41,311	209,243	104,626
301223	Associate Professor	Anchorage	FT		United Academics BU	28.3%	68,000	19,244	87,244	43,624
301224	Associate Professor	Anchorage	FT		United Academics BU	28.3%	132,163	37,402	169,565	84,786
301225	Director (Academic-Faculty)	Anchorage	FT		Non-Represented Faculty	24.6%	169,209	41,625	210,834	105,422
301226	Fiscal Professional 2	Anchorage	FT		APT - Exempt Employees	38.5%	79,461	30,592	110,053	55,029
301227	Professor	Anchorage	PT		United Academics BU	28.3%	77,743	22,001	99,744	49,874
301228	Admin Specialist 1	Anchorage	FT		PERS - Classified	48.6%	50,241	24,417	74,658	37,331
301229	Development 4	Anchorage	FT		APT - Exempt Employees	38.5%	97,906	37,694	135,600	67,803
301230	Assistant Professor	Anchorage	FT		United Academics BU	28.3%	90,901	25,725	116,626	58,316
301232	Fiscal Professional 2	Anchorage	FT		APT - Exempt Employees	38.5%	58,334	22,459	80,793	40,398
301234	Associate Professor	Anchorage	FT		United Academics BU	28.3%	59,548	16,852	76,400	38,202
301235	Assistant Professor	Anchorage	FT		United Academics BU	28.3%	68,001	19,244	87,245	43,625
301237	Assistant Professor	Anchorage	FT		United Academics BU	28.3%	129,995	36,789	166,784	83,395
301238	Professor	Anchorage	FT		United Academics BU	28.3%	103,506	29,292	132,798	66,402
301241	Associate Professor	Anchorage	FT		United Academics BU	28.3%	72,119	20,410	92,529	46,266
301242	Assistant Professor	Anchorage	FT		United Academics BU	28.3%	100	-	100	-
301243	Professor	Anchorage	PT		United Academics BU	28.3%	66,293	18,761	85,054	42,529
301244	Professor	Anchorage	FT		United Academics BU	28.3%	100	-	100	-
301245	Research Technician 4	Anchorage	FT		PERS - Classified	48.6%	69,089	33,577	102,666	51,335
301246	Term Asst Professor	Anchorage	FT		United Academics BU	28.3%	64,007	18,114	82,121	41,062
301248	Professor	Anchorage	FT		United Academics BU	28.3%	60,372	17,085	77,457	38,730
301249	Associate Professor	Anchorage	FT		United Academics BU	28.3%	85,535	24,206	109,741	54,873
301250	Associate Professor	Anchorage	FT		United Academics BU	28.3%	63,320	17,920	81,240	40,622
301251	Professor	Anchorage	PT		United Academics BU	28.3%	71,778	20,313	92,091	46,048
301252	Professor	Anchorage	FT		United Academics BU	28.3%	108,498	30,705	139,203	69,605
301253	Admin Specialist 3	Anchorage	FT		APT - Exempt Employees	38.5%	88,619	34,118	122,737	61,371
301254	Assistant Professor	Anchorage	FT		United Academics BU	28.3%	71,111	20,124	91,235	45,620
301255	Assistant Professor	Anchorage	FT		United Academics BU	28.3%	75,004	21,226	96,230	48,117
301256	Professor	Anchorage	FT		United Academics BU	28.3%	100	-	100	-
301257	Associate Professor	Anchorage	FT		United Academics BU	28.3%	100	-	100	-
301258	Associate Professor	Anchorage	FT		United Academics BU	28.3%	77,782	22,012	99,794	49,899
301259	Term Instructor	Anchorage	FT		United Academics BU	28.3%	48,469	13,717	62,186	31,094
301260	Assistant Professor	Anchorage	FT		United Academics BU	28.3%	75,676	21,416	97,092	24,274
301262	Assistant Professor	Anchorage	FT		United Academics BU	28.3%	62,400	17,659	80,059	40,031

Component: Anchorage Campus (753)
RDU: University of Alaska Anchorage (235)
Notes:
1. If a position is split, an asterisk (*) will appear in the Split/Count column. If the split position is also counted in the component, two asterisks (**) will appear in the column.
2. "Pool" PCN refers to UA temporary positions, such as adjunct faculty; student employees; and other non-permanent staff. Multiple incumbents may share the same labor pool position number

PCN	Job Class Title	Location	Time Status	Split/ Count	Employee Class	Benefit Rate	Annual Budgeted Salary	Annual Benefits	Total Costs	UGF Estimate
301263	Director (Academic-Faculty)	Anchorage	FT		Non-Represented Faculty	24.6%	174,193	42,851	217,044	108,527
301266	Stu Svcs Profess 2 (Exempt)	Anchorage	FT		APT - Exempt Employees	38.5%	50,773	19,548	70,321	35,162
301267	Assistant Professor	Anchorage	FT		United Academics BU	28.3%	63,000	17,829	80,829	40,416
301270	Associate Professor	Anchorage	FT		United Academics BU	28.3%	66,659	18,864	85,523	42,764
301271	Student Svcs Professional 2	Anchorage	FT		PERS - Classified	48.6%	54,437	26,456	80,893	40,448
301272	Associate Professor	Anchorage	FT		United Academics BU	28.3%	63,913	18,087	82,000	41,002
301273	Student Svcs Professional 3	Anchorage	FT		APT - Exempt Employees	38.5%	55,544	21,384	76,928	38,466
301274	Admin Generalist 4	Anchorage	FT		PERS - Classified	48.6%	51,796	25,173	76,969	38,486
301275	Admin Generalist 4	Anchorage	FT		PERS - Classified	48.6%	46,450	22,575	69,025	34,514
301278	Administrative Professional 3	Anchorage	FT		APT - Exempt Employees	38.5%	86,000	33,110	119,110	59,558
301280	Fiscal Technician 3	Anchorage	FT		PERS - Classified	48.6%	50,773	24,676	75,449	37,726
301281	Professor	Anchorage	FT		United Academics BU	28.3%	61,560	17,421	78,981	39,492
301283	Communications Specialist 3	Anchorage	FT		PERS - Classified	48.6%	50,773	24,676	75,449	37,726
301284	Professor	Anchorage	FT		United Academics BU	28.3%	87,199	24,677	111,876	55,941
301288	Assistant Professor	Anchorage	FT		United Academics BU	28.3%	80,793	22,864	103,657	51,831
301290	Associate Professor	Anchorage	FT		United Academics BU	28.3%	75,145	21,266	96,411	48,208
301292	Professor	Anchorage	FT		United Academics BU	28.3%	93,206	26,377	119,583	59,794
301294	Professor	Anchorage	FT		United Academics BU	28.3%	89,466	25,319	114,785	57,395
301295	Associate Professor	Anchorage	FT		United Academics BU	28.3%	79,810	22,586	102,396	51,200
301296	Professor	Anchorage	FT		United Academics BU	28.3%	100	-	100	-
301297	Student Svcs Professional 2	Anchorage	FT		PERS - Classified	48.6%	50,773	24,676	75,449	37,726
301300	Professor	Anchorage	FT		United Academics BU	28.3%	100	-	100	-
301303	Professor	Anchorage	FT		United Academics BU	28.3%	93,428	26,440	119,868	59,937
301304	Instructor	Anchorage	FT		United Academics BU	28.3%	60,575	17,143	77,718	38,861
301310	Professor	Anchorage	FT		United Academics BU	28.3%	85,026	24,062	109,088	54,547
301311	Professor	Anchorage	FT		United Academics BU	28.3%	88,561	25,063	113,624	56,814
301312	Professor	Anchorage	FT		United Academics BU	28.3%	110,292	31,213	141,505	70,755
301314	Professor	Anchorage	FT		United Academics BU	28.3%	120,822	34,193	155,015	77,511
301315	Assistant Professor	Anchorage	FT		United Academics BU	28.3%	89,372	25,292	114,664	28,667
301316	Professor	Anchorage	FT		United Academics BU	28.3%	110,573	31,292	141,865	70,936
301318	Professor	Anchorage	FT		United Academics BU	28.3%	100	-	100	-
301319	Professor	Anchorage	FT		United Academics BU	28.3%	92,430	26,158	118,588	59,296
301320	Associate Professor	Anchorage	FT		United Academics BU	28.3%	100	-	100	-
301321	Associate Professor	Anchorage	FT		United Academics BU	28.3%	84,752	23,985	108,737	54,371
301322	Professor	Anchorage	FT		United Academics BU	28.3%	63,913	18,087	82,000	41,002

Component: Anchorage Campus (753)
RDU: University of Alaska Anchorage (235)
Notes:
1. If a position is split, an asterisk (*) will appear in the Split/Count column. If the split position is also counted in the component, two asterisks (**) will appear in the column.
2. "Pool" PCN refers to UA temporary positions, such as adjunct faculty; student employees; and other non-permanent staff. Multiple incumbents may share the same labor pool position number

PCN	Job Class Title	Location	Time Status	Split/ Count	Employee Class	Benefit Rate	Annual Budgeted Salary	Annual Benefits	Total Costs	UGF Estimate
301323	Professor	Anchorage	FT		United Academics BU	28.3%	90,963	25,743	116,706	58,355
301325	Director (Academic-Faculty)	Anchorage	FT		Non-Represented Faculty	24.6%	170,637	41,977	212,614	106,312
301326	Assistant Professor	Anchorage	FT		United Academics BU	28.3%	67,673	19,151	86,824	43,414
301327	Admin Specialist 1 (Exempt)	Anchorage	FT		APT - Exempt Employees	38.5%	62,551	24,082	86,633	43,318
301329	Admin Generalist 4	Anchorage	FT		PERS - Classified	48.6%	46,450	22,575	69,025	34,514
301331	Admin Specialist 2	Anchorage	FT		PERS - Classified	48.6%	52,818	25,670	78,488	39,246
301332	Assistant Professor	Anchorage	FT		United Academics BU	28.3%	185,158	52,400	237,558	103,693
301333	Instructional Designer 3	Anchorage	FT		APT - Exempt Employees	38.5%	41,190	15,858	57,048	28,525
301334	Associate Professor	Anchorage	FT		United Academics BU	28.3%	890	252	1,142	571
301336	Admin Generalist 4	Anchorage	FT		PERS - Classified	48.6%	51,796	25,173	76,969	38,486
301337	Associate Professor	Anchorage	FT		United Academics BU	28.3%	138,122	39,089	177,211	88,609
301340	Admin Generalist 4	Anchorage	FT		PERS - Classified	48.6%	51,796	25,173	76,969	38,486
301341	Professor	Anchorage	FT		United Academics BU	28.3%	102,308	28,953	131,261	65,633
301342	Director (Academic-Faculty)	Anchorage	PT		Non-Represented Faculty	24.6%	77,922	19,169	97,091	15,535
301343	Assistant Professor	Anchorage	FT		United Academics BU	28.3%	63,632	18,008	81,640	40,822
301344	Environmental Health/Safety 2	Anchorage	FT		APT - Exempt Employees	38.5%	67,066	25,820	92,886	46,445
301345	Professor	Anchorage	FT		United Academics BU	28.3%	78,437	22,198	100,635	50,320
301346	Professor	Anchorage	FT		United Academics BU	28.3%	106,439	30,122	136,561	68,284
301348	Professor	Anchorage	FT		United Academics BU	28.3%	98,764	27,950	126,714	63,360
301350	Associate Professor	Anchorage	FT		United Academics BU	28.3%	79,888	22,608	102,496	51,250
301351	Professor	Anchorage	FT		United Academics BU	28.3%	100	-	100	-
301352	Associate Professor	Anchorage	FT		United Academics BU	28.3%	117,776	33,331	151,107	75,557
301354	Human Resources Technician 3	Anchorage	FT		PERS - Classified	48.6%	56,077	27,253	83,330	41,667
301355	Associate Professor	Anchorage	FT		United Academics BU	28.3%	100	-	100	-
301357	Fiscal Professional 2	Anchorage	FT		APT - Exempt Employees	38.5%	65,746	25,312	91,058	45,531
301358	Professor	Anchorage	FT		United Academics BU	28.3%	96,143	27,208	123,351	61,678
301360	Professor	Anchorage	FT		United Academics BU	28.3%	105,378	29,822	135,200	67,603
301361	Professor	Anchorage	FT		United Academics BU	28.3%	71,916	20,352	92,268	46,136
301362	Professor	Anchorage	FT		United Academics BU	28.3%	90,293	25,553	115,846	57,926
301365	Assistant Professor	Anchorage	FT		United Academics BU	28.3%	98,292	27,817	126,109	63,057
301366	Student Svcs Professional 2	Anchorage	FT		PERS - Classified	48.6%	100	-	100	-
301368	Director (Academic-Faculty)	Anchorage	FT		Non-Represented Faculty	24.6%	83,401	20,517	103,918	33,775
301369	Admin Specialist 2	Anchorage	FT		PERS - Classified	48.6%	62,551	30,400	92,951	46,477
301370	Administrative Professional 2	Anchorage	FT		APT - Exempt Employees	38.5%	82,635	31,814	114,449	57,227
301371	Professor	Anchorage	FT		United Academics BU	28.3%	87,610	24,794	112,404	56,204

Component: Anchorage Campus (753)
RDU: University of Alaska Anchorage (235)
Notes:
1. If a position is split, an asterisk (*) will appear in the Split/Count column. If the split position is also counted in the component, two asterisks (**) will appear in the column.
2. "Pool" PCN refers to UA temporary positions, such as adjunct faculty; student employees; and other non-permanent staff. Multiple incumbents may share the same labor pool position number

PCN	Job Class Title	Location	Time Status	Split/ Count	Employee Class	Benefit Rate	Annual Budgeted Salary	Annual Benefits	Total Costs	UGF Estimate
301372	Assistant Professor	Anchorage	FT		United Academics BU	28.3%	72,500	20,518	93,018	46,511
301373	Associate Professor	Anchorage	FT		United Academics BU	28.3%	100	-	100	-
301374	Professor	Anchorage	FT		United Academics BU	28.3%	100,292	28,383	128,675	64,340
301375	Development 4	Anchorage	FT		APT - Exempt Employees	38.5%	65,745	25,312	91,057	45,530
301376	Associate Professor	Anchorage	FT		United Academics BU	28.3%	83,209	23,548	106,757	53,381
301379	Associate Professor	Anchorage	FT		United Academics BU	28.3%	71,932	20,357	92,289	46,146
301380	Communications Specialist 3	Anchorage	FT		PERS - Classified	48.6%	50,773	24,676	75,449	37,726
301382	Student Svcs Professional 3	Anchorage	FT		APT - Exempt Employees	38.5%	49,691	19,131	68,822	34,413
301383	Professor	Anchorage	FT		United Academics BU	28.3%	62,135	17,584	79,719	39,861
301384	Assistant Professor	Anchorage	FT		United Academics BU	28.3%	91,480	25,889	117,369	58,687
301385	Term Asst Professor	Anchorage	FT		United Academics BU	28.3%	70,044	19,822	89,866	44,935
301386	Associate Professor	Anchorage	FT		United Academics BU	28.3%	81,603	23,094	104,697	52,351
301387	Human Resources Technician 4	Anchorage	FT		PERS - Classified	48.6%	94,093	45,729	139,822	69,914
301388	Assistant Professor	Anchorage	FT		United Academics BU	28.3%	66,362	18,780	85,142	42,573
301390	Associate Professor	Anchorage	FT		United Academics BU	28.3%	74,100	20,970	95,070	47,537
301392	Assistant Professor	Anchorage	FT		United Academics BU	28.3%	93,172	26,368	119,540	59,772
301393	Assistant Professor	Anchorage	FT		United Academics BU	28.3%	79,607	22,529	102,136	51,070
301394	Assistant Professor	Anchorage	FT		United Academics BU	28.3%	121,196	34,298	155,494	77,751
301395	Professor	Anchorage	FT		United Academics BU	28.3%	158,590	44,881	203,471	101,740
301396	Assistant Professor	Anchorage	FT		United Academics BU	28.3%	125,003	35,376	160,379	80,193
301397	Director (Academic-Faculty)	Anchorage	FT		Non-Represented Faculty	24.6%	102	25	127	64
301398	Assistant Professor	Anchorage	FT		United Academics BU	28.3%	100	-	100	-
301399	Term Asst Professor	Anchorage	FT		United Academics BU	28.3%	68,339	19,340	87,679	43,841
301400	Professor	Anchorage	FT		United Academics BU	28.3%	115,424	32,665	148,089	74,048
301401	Assistant Professor	Anchorage	FT		United Academics BU	28.3%	100	-	100	-
301403	Professor	Anchorage	FT		United Academics BU	28.3%	149,869	42,413	192,282	96,145
301405	Fac Svcs-MO&U Supervsr 3 (NE)	Anchorage	FT		PERS - Classified	48.6%	61,954	30,110	92,064	46,034
301407	Professor	Anchorage	FT		United Academics BU	28.3%	100	-	100	-
301409	Professor	Anchorage	PT		United Academics BU	28.3%	73,172	20,708	93,880	46,942
301410	Director (Academic-Faculty)	Anchorage	FT		Non-Represented Faculty	24.6%	93,656	23,039	116,695	58,350
301411	Term Asst Professor	Anchorage	FT		United Academics BU	28.3%	100	-	100	-
301412	Administrative Management 1	Anchorage	FT		APT - Exempt Employees	38.5%	100	-	100	-
301413	Research Technician 4	Anchorage	FT		PERS - Classified	48.6%	100	-	100	-
301414	Assistant Professor	Anchorage	FT		United Academics BU	28.3%	107,999	30,564	138,563	69,284
301415	Professor	Anchorage	FT		United Academics BU	28.3%	95,831	27,120	122,951	-

Component: Anchorage Campus (753)
RDU: University of Alaska Anchorage (235)
Notes:
1. If a position is split, an asterisk (*) will appear in the Split/Count column. If the split position is also counted in the component, two asterisks (**) will appear in the column.
2. "Pool" PCN refers to UA temporary positions, such as adjunct faculty; student employees; and other non-permanent staff. Multiple incumbents may share the same labor pool position number

PCN	Job Class Title	Location	Time Status	Split/ Count	Employee Class	Benefit Rate	Annual Budgeted Salary	Annual Benefits	Total Costs	UGF Estimate
301417	Associate Professor	Anchorage	FT		United Academics BU	28.3%	100,386	28,409	128,795	64,400
301418	Term Asst Professor	Anchorage	FT		United Academics BU	28.3%	71,780	20,314	92,094	46,049
301419	Instructor	Anchorage	FT		United Academics BU	28.3%	62,525	17,695	80,220	40,112
301420	Assistant Professor	Anchorage	FT		United Academics BU	28.3%	58,531	16,564	75,095	37,549
301421	Student Svcs Professional 2	Anchorage	FT		PERS - Classified	48.6%	56,076	27,253	83,329	41,666
301422	Professor	Anchorage	FT		United Academics BU	28.3%	98,156	27,778	125,934	62,970
301423	Associate Professor	Anchorage	FT		United Academics BU	28.3%	80,841	22,878	103,719	51,862
301424	Professor	Anchorage	FT		United Academics BU	28.3%	66,363	18,781	85,144	42,574
301425	Assistant Professor	Anchorage	FT		United Academics BU	28.3%	69,685	19,721	89,406	44,705
301426	Research Technician 3	Anchorage	FT		PERS - Classified	48.6%	39,153	19,028	58,181	-
301427	Instructor	Anchorage	FT		United Academics BU	28.3%	70,699	20,008	90,707	45,355
301428	Student Svcs Professional 2	Anchorage	FT		PERS - Classified	48.6%	55,544	26,994	82,538	41,271
301429	Research Technician 2	Anchorage	FT		PERS - Classified	48.6%	34,719	16,873	51,592	25,797
301430	Associate Professor	Anchorage	FT		United Academics BU	28.3%	91,151	25,796	116,947	58,476
301432	Professor	Anchorage	FT		United Academics BU	28.3%	95,800	27,111	122,911	61,458
301434	Human Resources Technician 3	Anchorage	FT		PERS - Classified	48.6%	50,773	24,676	75,449	37,726
301435	Student Svcs Professional 2	Anchorage	FT		APT - Exempt Employees	38.5%	55,000	21,175	76,175	38,089
301436	Admin Specialist 3	Anchorage	FT		APT - Exempt Employees	38.5%	67,066	25,820	92,886	46,445
301437	Assistant Professor	Anchorage	FT		United Academics BU	28.3%	119,496	33,817	153,313	76,660
301438	Professor	Anchorage	FT		United Academics BU	28.3%	143,099	40,497	183,596	91,802
301439	Associate Professor	Anchorage	FT		United Academics BU	28.3%	86,081	24,361	110,442	55,223
301441	Assistant Professor	Anchorage	FT		United Academics BU	28.3%	114,847	32,502	147,349	73,678
301442	Professor	Anchorage	FT		United Academics BU	28.3%	67,033	18,970	86,003	43,004
301444	Student Svcs Professional 2	Anchorage	FT		PERS - Classified	48.6%	50,773	24,676	75,449	37,726
301445	Associate Professor	Anchorage	FT		United Academics BU	28.3%	100	-	100	-
301446	Associate Professor	Anchorage	FT		United Academics BU	28.3%	74,506	21,085	95,591	47,798
301448	Associate Professor	Anchorage	FT		United Academics BU	28.3%	71,167	20,140	91,307	45,656
301449	Assistant Professor	Anchorage	FT		United Academics BU	28.3%	87,190	24,675	111,865	55,935
301450	Director (Academic-Faculty)	Anchorage	FT		Non-Represented Faculty	24.6%	147,976	36,402	184,378	92,193
301451	Research Technician 3	Anchorage	FT		PERS - Classified	48.6%	46,450	22,575	69,025	34,514
301452	Admin Generalist 3	Anchorage	FT		PERS - Classified	48.6%	33,799	16,426	50,225	25,114
301453	Professor	Anchorage	FT		United Academics BU	28.3%	90,792	25,694	116,486	58,246
301454	Assistant Professor	Anchorage	FT		United Academics BU	28.3%	77,813	22,021	99,834	49,919
301455	Director (Academic-Faculty)	Anchorage	FT		Non-Represented Faculty	24.6%	154,365	37,974	192,339	96,174
301456	Assistant Professor	Anchorage	FT		United Academics BU	28.3%	64,350	18,211	82,561	41,282

Component: Anchorage Campus (753)
RDU: University of Alaska Anchorage (235)
Notes:
1. If a position is split, an asterisk (*) will appear in the Split/Count column. If the split position is also counted in the component, two asterisks (**) will appear in the column.
2. "Pool" PCN refers to UA temporary positions, such as adjunct faculty; student employees; and other non-permanent staff. Multiple incumbents may share the same labor pool position number

PCN	Job Class Title	Location	Time Status	Split/ Count	Employee Class	Benefit Rate	Annual Budgeted Salary	Annual Benefits	Total Costs	UGF Estimate
301457	Term Asst Professor	Anchorage	FT		United Academics BU	28.3%	71,879	20,342	92,221	46,112
301458	Professor	Anchorage	FT		United Academics BU	28.3%	97,429	27,572	125,001	62,503
301459	Assistant Professor	Anchorage	FT		United Academics BU	28.3%	143,005	40,470	183,475	91,742
301461	Fac Svcs-MO&U Supervsr 3 (NE)	Anchorage	FT		PERS - Classified	48.6%	63,169	30,700	93,869	46,937
301462	Assistant Professor	Anchorage	FT		United Academics BU	28.3%	58,469	16,547	75,016	37,510
301463	Admin Generalist 4	Anchorage	FT		PERS - Classified	48.6%	46,450	22,575	69,025	34,514
301464	Assistant Professor	Anchorage	FT		United Academics BU	28.3%	88,313	24,993	113,306	56,655
301465	Training & Development 4	Anchorage	FT		APT - Exempt Employees	38.5%	63,169	24,320	87,489	43,746
301466	Professor	Anchorage	FT		United Academics BU	28.3%	101,962	28,855	130,817	65,412
301467	Assistant Professor	Anchorage	FT		United Academics BU	28.3%	76,768	21,725	98,493	49,249
301468	Director (Academic-Faculty)	Anchorage	FT		Non-Represented Faculty	24.6%	150,160	36,939	187,099	93,554
301469	Professor	Anchorage	FT		United Academics BU	28.3%	55,006	15,567	70,573	35,288
301470	Fiscal Professional 4	Anchorage	FT		APT - Exempt Employees	38.5%	68,386	26,329	94,715	-
301472	Fiscal Professional 3	Anchorage	FT		APT - Exempt Employees	38.5%	80,207	30,880	111,087	55,546
301473	Instructional Designer 3	Anchorage	FT		APT - Exempt Employees	38.5%	54,304	20,907	75,211	37,607
301475	Associate Professor	Anchorage	FT		United Academics BU	28.3%	52,862	14,960	67,822	33,912
301476	Assistant Professor	Anchorage	FT		United Academics BU	28.3%	84,032	23,781	107,813	53,909
301477	Associate Professor	Anchorage	FT		United Academics BU	28.3%	82,930	23,469	106,399	53,202
301479	Instructor	Anchorage	FT		United Academics BU	28.3%	59,951	16,966	76,917	38,460
301480	Admin Specialist 3	Anchorage	FT		APT - Exempt Employees	38.5%	56,077	21,590	77,667	38,835
301481	Admin Specialist 3	Anchorage	FT		APT - Exempt Employees	38.5%	44,723	17,218	61,941	30,972
301482	Term Asst Professor	Anchorage	FT		United Academics BU	28.3%	84,585	23,938	108,523	54,264
301484	Professor	Anchorage	FT		United Academics BU	28.3%	100	-	100	-
301485	Professor	Anchorage	FT		United Academics BU	28.3%	108,077	30,586	138,663	69,334
301486	Administrative Management 5	Anchorage	FT		APT - Exempt Employees	38.5%	156,303	60,177	216,480	108,245
301488	Assistant Professor	Anchorage	FT		United Academics BU	28.3%	76,222	21,571	97,793	48,899
301490	Student Svcs Professional 2	Anchorage	FT		PERS - Classified	48.6%	60,102	29,210	89,312	44,658
301492	Associate Professor	Anchorage	FT		United Academics BU	28.3%	100	-	100	-
301494	Professor	Anchorage	FT		United Academics BU	28.3%	163,613	46,302	209,915	104,962
301496	Assistant Professor	Anchorage	FT		United Academics BU	28.3%	82,992	23,487	106,479	26,621
301498	Associate Professor	Anchorage	FT		United Academics BU	28.3%	94,162	26,648	120,810	60,408
301500	Associate Professor	Anchorage	FT		United Academics BU	28.3%	99,991	28,297	128,288	64,147
301502	Administrative Professional 4	Anchorage	FT		APT - Exempt Employees	38.5%	86,000	33,110	119,110	59,558
301505	Assistant Professor	Anchorage	FT		United Academics BU	28.3%	82,992	23,487	106,479	26,621
301506	Assistant Professor	Anchorage	FT		United Academics BU	28.3%	82,694	23,402	106,096	53,051

Component: Anchorage Campus (753)
RDU: University of Alaska Anchorage (235)
Notes:
1. If a position is split, an asterisk (*) will appear in the Split/Count column. If the split position is also counted in the component, two asterisks (**) will appear in the column.
2. "Pool" PCN refers to UA temporary positions, such as adjunct faculty; student employees; and other non-permanent staff. Multiple incumbents may share the same labor pool position number

PCN	Job Class Title	Location	Time Status	Split/ Count	Employee Class	Benefit Rate	Annual Budgeted Salary	Annual Benefits	Total Costs	UGF Estimate
301507	Student Svcs Professional 2	Anchorage	FT		PERS - Classified	48.6%	57,802	28,092	85,894	42,949
301509	Associate Professor	Anchorage	FT		United Academics BU	28.3%	84,768	23,989	108,757	54,381
301510	Administrative Professional 3	Anchorage	FT		APT - Exempt Employees	38.5%	69,771	26,862	96,633	48,319
301512	Athletics Coach 2	Anchorage	FT		APT - Exempt Employees	38.5%	59,422	22,877	82,299	41,152
301514	Student Svcs Professional 2	Anchorage	PT		PERS - Classified	48.6%	52,286	25,411	77,697	38,850
301516	Student Svcs Professional 2	Anchorage	FT		PERS - Classified	48.6%	60,719	29,509	90,228	45,116
301517	Research Professional 3	Anchorage	FT		APT - Exempt Employees	38.5%	73,328	28,231	101,559	50,782
301518	Human Resources Technician 3	Anchorage	FT		PERS - Classified	48.6%	24,327	11,823	36,150	18,076
301521	Human Resources Technician 3	Anchorage	FT		PERS - Classified	48.6%	50,241	24,417	74,658	37,331
301522	Associate Professor	Anchorage	FT		United Academics BU	28.3%	75,395	21,337	96,732	48,368
301523	Assistant Professor	Anchorage	FT		United Academics BU	28.3%	108,997	30,846	139,843	69,925
301524	Associate Vice Chancellor	Anchorage	FT		Sr. Administrator	24.6%	159,263	39,179	198,442	99,225
301525	Associate Professor	Anchorage	FT		United Academics BU	28.3%	100	-	100	-
301536	Professor	Anchorage	FT		United Academics BU	28.3%	87,703	24,820	112,523	56,264
301538	Communications Specialist 5	Anchorage	FT		APT - Exempt Employees	38.5%	67,705	26,066	93,771	46,888
301544	Communications Specialist 2	Anchorage	FT		PERS - Classified	48.6%	50,773	24,676	75,449	37,726
301554	Admin Specialist 2	Anchorage	FT		PERS - Classified	48.6%	63,169	30,700	93,869	46,937
301556	Associate Dean/Faculty	Anchorage	FT		Non-Represented Faculty	24.6%	202,093	49,715	251,808	125,909
301560	Professor	Anchorage	FT		United Academics BU	28.3%	96,642	27,350	123,992	61,999
301566	Director (Academic-Faculty)	Anchorage	FT		Non-Represented Faculty	24.6%	113,814	27,998	141,812	70,909
301568	Assistant Professor	Anchorage	FT		United Academics BU	28.3%	100	-	100	-
301574	Associate Professor	Anchorage	FT		United Academics BU	28.3%	135,954	38,475	174,429	87,218
301576	Professor	Anchorage	FT		United Academics BU	28.3%	100	-	100	-
301578	Assistant Professor	Anchorage	FT		United Academics BU	28.3%	68,968	19,518	88,486	44,245
301580	Assistant Professor	Anchorage	FT		United Academics BU	28.3%	66,253	18,750	85,003	42,503
301583	Research Professional 3	Anchorage	FT		APT - Exempt Employees	38.5%	100	-	100	-
301586	Assistant Professor	Anchorage	FT		United Academics BU	28.3%	70,699	20,008	90,707	45,355
301588	Administrative Professional 1	Anchorage	FT		APT - Exempt Employees	38.5%	102	39	141	71
301592	IS Net Technician 7	Anchorage	FT		PERS - Classified	48.6%	62,552	30,400	92,952	46,478
301594	Training & Development 2	Anchorage	FT		PERS - Classified	48.6%	39,907	19,395	59,302	29,652
301596	Term Instructor	Anchorage	PT		United Academics BU	28.3%	47,781	13,522	61,303	-
301598	Assistant Professor	Anchorage	FT		United Academics BU	28.3%	84,099	23,800	107,899	8,093
301604	Assistant Professor	Anchorage	FT		United Academics BU	28.3%	100	-	100	-
301610	Term Asst Professor	Anchorage	FT		United Academics BU	28.3%	70,699	20,008	90,707	45,355
301612	Associate Professor	Anchorage	FT		United Academics BU	28.3%	99,996	28,299	128,295	64,150

Component: Anchorage Campus (753)
RDU: University of Alaska Anchorage (235)
Notes:
1. If a position is split, an asterisk (*) will appear in the Split/Count column. If the split position is also counted in the component, two asterisks (**) will appear in the column.
2. "Pool" PCN refers to UA temporary positions, such as adjunct faculty; student employees; and other non-permanent staff. Multiple incumbents may share the same labor pool position number

PCN	Job Class Title	Location	Time Status	Split/ Count	Employee Class	Benefit Rate	Annual Budgeted Salary	Annual Benefits	Total Costs	UGF Estimate
301616	Associate Director/Faculty	Anchorage	FT		Non-Represented Faculty	24.6%	143,887	35,396	179,283	89,646
301618	Professor	Anchorage	FT		United Academics BU	28.3%	94,583	26,767	121,350	60,678
301620	Assistant Professor	Anchorage	FT		United Academics BU	28.3%	90,954	25,740	116,694	58,350
301624	Assistant Professor	Anchorage	FT		United Academics BU	28.3%	81,993	23,204	105,197	52,601
301626	Associate Professor	Anchorage	FT		United Academics BU	28.3%	923	261	1,184	592
301628	Assistant Professor	Anchorage	FT		United Academics BU	28.3%	101,291	28,665	129,956	64,981
301630	Assistant Professor	Anchorage	FT		United Academics BU	28.3%	109,390	30,957	140,347	70,177
301632	Assistant Professor	Anchorage	PT		United Academics BU	28.3%	52,565	14,876	67,441	33,722
301634	Assistant Professor	Anchorage	FT		United Academics BU	28.3%	97,905	27,707	125,612	62,809
301636	Assistant Professor	Anchorage	FT		United Academics BU	28.3%	72,727	20,582	93,309	46,656
301638	Assistant Professor	Anchorage	FT		United Academics BU	28.3%	57,751	16,344	74,095	37,049
301640	Assistant Professor	Anchorage	FT		United Academics BU	28.3%	100	-	100	-
301642	Assistant Professor	Anchorage	FT		United Academics BU	28.3%	48,594	13,752	62,346	31,174
301644	Student Svcs Technician 2	Anchorage	FT		PERS - Classified	48.6%	43,724	21,250	64,974	32,488
301646	Instructor	Anchorage	FT		United Academics BU	28.3%	61,994	17,544	79,538	39,771
301648	Admin Generalist 3	Anchorage	FT		PERS - Classified	48.6%	41,189	20,018	61,207	30,605
301650	Physical Health Provider 2	Anchorage	FT		PERS - Classified	48.6%	44,072	21,419	65,491	32,747
301652	Assistant Professor	Anchorage	FT		United Academics BU	28.3%	70,699	20,008	90,707	45,355
301654	Associate Professor	Anchorage	FT		United Academics BU	28.3%	81,682	23,116	104,798	52,401
301656	Admin Generalist 4	Anchorage	FT		PERS - Classified	48.6%	47,345	23,010	70,355	35,179
301658	Professor	Anchorage	FT		United Academics BU	28.3%	101,915	28,842	130,757	65,381
301662	Assistant Professor	Anchorage	FT		United Academics BU	28.3%	75,753	21,438	97,191	48,598
301664	Professor	Anchorage	FT		United Academics BU	28.3%	90,995	25,752	116,747	58,376
301668	Administrative Professional 1	Anchorage	FT		APT - Exempt Employees	38.5%	63,169	24,320	87,489	43,746
301670	Assistant Professor	Anchorage	PT		United Academics BU	28.3%	37,401	10,584	47,985	23,994
301674	Instructional Designer 3	Anchorage	FT		APT - Exempt Employees	38.5%	79,461	30,592	110,053	55,029
301676	Director (Academic-Faculty)	Anchorage	FT		Non-Represented Faculty	24.6%	100	-	100	-
301678	Assistant Professor	Anchorage	FT		United Academics BU	28.3%	79,654	22,542	102,196	51,100
301682	Assistant Professor	Anchorage	FT		United Academics BU	28.3%	67,673	19,151	86,824	43,414
301684	Director (Academic-Faculty)	Anchorage	FT		Non-Represented Faculty	24.6%	211,996	52,151	264,147	132,079
301686	Professor	Anchorage	FT		United Academics BU	28.3%	114,036	32,272	146,308	73,157
301688	Assistant Professor	Anchorage	FT		United Academics BU	28.3%	90,901	25,725	116,626	58,316
301690	Administrative Professional 2	Anchorage	FT		APT - Exempt Employees	38.5%	91,304	35,152	126,456	63,231
301692	Associate Professor	Anchorage	FT		United Academics BU	28.3%	155,750	44,077	199,827	99,918
301694	Professor	Anchorage	FT		United Academics BU	28.3%	98,233	27,800	126,033	63,019

Component: Anchorage Campus (753)
RDU: University of Alaska Anchorage (235)
Notes:
1. If a position is split, an asterisk (*) will appear in the Split/Count column. If the split position is also counted in the component, two asterisks (**) will appear in the column.
2. "Pool" PCN refers to UA temporary positions, such as adjunct faculty; student employees; and other non-permanent staff. Multiple incumbents may share the same labor pool position number

PCN	Job Class Title	Location	Time Status	Split/ Count	Employee Class	Benefit Rate	Annual Budgeted Salary	Annual Benefits	Total Costs	UGF Estimate
301696	Associate Professor	Anchorage	FT		United Academics BU	28.3%	100,371	28,405	128,776	64,391
301697	Professor	Anchorage	FT		United Academics BU	28.3%	131,056	37,089	168,145	84,076
301698	Associate Professor	Anchorage	FT		United Academics BU	28.3%	99,991	28,297	128,288	64,147
301699	Communications Specialist 5	Anchorage	FT		APT - Exempt Employees	38.5%	100	-	100	-
301701	Assistant Professor	Anchorage	FT		United Academics BU	28.3%	82,162	23,252	105,414	52,709
301702	Admin Generalist 3	Anchorage	FT		PERS - Classified	48.6%	42,042	20,432	62,474	31,239
301703	Admin Generalist 4	Anchorage	FT		PERS - Classified	48.6%	61,358	29,820	91,178	45,591
301705	Associate Professor	Anchorage	FT		United Academics BU	28.3%	100	-	100	-
301706	Professor	Anchorage	FT		United Academics BU	28.3%	119,356	33,778	153,134	76,570
301707	IS Net Technician 7	Anchorage	FT		PERS - Classified	48.6%	60,102	29,210	89,312	44,658
301708	Assistant Professor	Anchorage	FT		United Academics BU	28.3%	70,700	20,008	90,708	45,356
301709	Assistant Professor	Anchorage	FT		United Academics BU	28.3%	84,724	23,977	108,701	54,353
301710	Fiscal Professional 1	Anchorage	FT		PERS - Classified	48.6%	50,773	24,676	75,449	37,726
301711	Assistant Professor	Anchorage	FT		United Academics BU	28.3%	82,295	23,289	105,584	52,795
301713	Term Asst Professor	Anchorage	PT		United Academics BU	28.3%	38,410	10,870	49,280	24,641
301714	Professor	Anchorage	FT		United Academics BU	28.3%	130,541	36,943	167,484	83,746
301716	Term Assoc Professor	Anchorage	FT		United Academics BU	28.3%	100	-	100	-
301717	IS Professional 3A	Anchorage	FT		PERS - Classified	48.6%	67,066	32,594	99,660	49,832
301718	Assistant Professor	Anchorage	FT		United Academics BU	28.3%	73,835	20,895	94,730	47,367
301719	Assistant Professor	Anchorage	FT		United Academics BU	28.3%	64,288	18,194	82,482	41,243
301720	Professor	Anchorage	FT		United Academics BU	28.3%	92,336	26,131	118,467	59,236
301721	Professor	Anchorage	FT		United Academics BU	28.3%	105,346	29,813	135,159	67,582
301722	Dean (Academic)	Anchorage	FT		Officer	24.6%	177,643	43,700	221,343	110,676
301723	Associate Professor	Anchorage	FT		United Academics BU	28.3%	109,075	30,868	139,943	69,975
301724	Assistant Professor	Anchorage	FT		United Academics BU	28.3%	57,002	16,132	73,134	36,568
301725	Research Professional 2	Anchorage	FT		APT - Exempt Employees	38.5%	66,406	25,566	91,972	45,988
301727	Admin Specialist 4	Anchorage	FT		APT - Exempt Employees	38.5%	14,738	5,674	20,412	-
301729	Instructor	Anchorage	FT		United Academics BU	28.3%	58,531	16,564	75,095	37,549
301730	Student Svcs Professional 2	Anchorage	FT		PERS - Classified	48.6%	52,818	25,670	78,488	39,246
301731	Term Instructor	Anchorage	FT		United Academics BU	28.3%	76,296	21,592	97,888	48,946
301732	Communications Specialist 4	Anchorage	FT		APT - Exempt Employees	38.5%	58,334	22,459	80,793	40,398
301733	Associate Professor	Anchorage	FT		United Academics BU	28.3%	89,335	25,282	114,617	57,311
301734	Development 4	Anchorage	FT		APT - Exempt Employees	38.5%	71,879	27,673	99,552	49,778
301735	Term Instructor	Anchorage	PT		United Academics BU	28.3%	41,278	11,682	52,960	26,481
301736	Admin Specialist 3	Anchorage	FT		APT - Exempt Employees	38.5%	55,544	21,384	76,928	16,925

Component: Anchorage Campus (753)
RDU: University of Alaska Anchorage (235)
Notes:
1. If a position is split, an asterisk (*) will appear in the Split/Count column. If the split position is also counted in the component, two asterisks (**) will appear in the column.
2. "Pool" PCN refers to UA temporary positions, such as adjunct faculty; student employees; and other non-permanent staff. Multiple incumbents may share the same labor pool position number

PCN	Job Class Title	Location	Time Status	Split/ Count	Employee Class	Benefit Rate	Annual Budgeted Salary	Annual Benefits	Total Costs	UGF Estimate
301738	Admin Specialist 1	Anchorage	FT		PERS - Classified	48.6%	57,205	27,802	85,007	42,505
301740	Administrative Professional 1	Anchorage	FT		APT - Exempt Employees	38.5%	55,544	21,384	76,928	38,466
301743	Assistant Professor	Anchorage	FT		United Academics BU	28.3%	60,356	17,081	77,437	38,720
301744	Development 4	Anchorage	FT		APT - Exempt Employees	38.5%	122,381	47,117	169,498	84,753
301746	Administrative Professional 4	Anchorage	FT		APT - Exempt Employees	38.5%	98,863	38,062	136,925	68,466
301748	Fiscal Manager 4	Anchorage	FT		APT - Exempt Employees	38.5%	142,886	55,011	197,897	98,953
301750	Director (Academic-Faculty)	Anchorage	FT		Non-Represented Faculty	24.6%	87,167	21,443	108,610	25,796
301751	IS Consultant 2A	Anchorage	FT		PERS - Classified	48.6%	52,818	25,670	78,488	39,246
301752	Instructor	Anchorage	FT		United Academics BU	28.3%	60,355	17,080	77,435	38,719
301753	Fac Svcs-MO&U Supervisor 6	Anchorage	FT		APT - Exempt Employees	38.5%	100	-	100	-
301756	Assistant Professor	Anchorage	FT		United Academics BU	28.3%	75,005	21,226	96,231	19,247
301757	Proc/ Cont Svcs Professional 1	Anchorage	FT		APT - Exempt Employees	38.5%	81,037	31,199	112,236	56,121
301758	Professor	Anchorage	FT		United Academics BU	28.3%	82,040	23,217	105,257	52,631
301759	Administrative Management 4	Anchorage	FT		APT - Exempt Employees	38.5%	97,906	37,694	135,600	67,803
301760	Professor	Anchorage	FT		United Academics BU	28.3%	84,552	23,928	108,480	54,242
301761	Training & Development 2	Anchorage	FT		PERS - Classified	48.6%	49,772	24,189	73,961	36,982
301762	IS Consultant 2A	Anchorage	FT		PERS - Classified	48.6%	58,952	28,651	87,603	43,803
301763	Training & Development 5	Anchorage	FT		APT - Exempt Employees	38.5%	71,879	27,673	99,552	49,778
301764	IS Consultant 2A	Anchorage	FT		PERS - Classified	48.6%	52,818	25,670	78,488	39,246
301766	Instructor	Anchorage	FT		United Academics BU	28.3%	52,931	14,979	67,910	33,957
301768	Instructor	Anchorage	FT		United Academics BU	28.3%	100	-	100	-
301770	Term Asst Professor	Anchorage	FT		United Academics BU	28.3%	100	-	100	-
301774	Instructor	Anchorage	FT		United Academics BU	28.3%	58,016	16,419	74,435	37,219
301776	Assistant Professor	Anchorage	FT		United Academics BU	28.3%	90,901	25,725	116,626	58,316
301778	Admin Specialist 1	Anchorage	FT		PERS - Classified	48.6%	51,285	24,925	76,210	38,106
302005	Admin Generalist 3	Anchorage	FT		PERS - Classified	48.6%	38,102	18,518	56,620	28,311
302030	Student Svcs Professional 2	Anchorage	FT		PERS - Classified	48.6%	50,773	24,676	75,449	37,726
302125	Professor	Anchorage	FT		United Academics BU	28.3%	100,994	28,581	129,575	64,791
302140	Professor	Anchorage	FT		United Academics BU	28.3%	96,649	27,352	124,001	62,003
302165	Administrative Management 3	Anchorage	FT		APT - Exempt Employees	38.5%	74,094	28,526	102,620	-
302190	Director (Admin)	Anchorage	FT		Officer	24.6%	145,910	35,894	181,804	90,906
303002	Fiscal Technician 3	Anchorage	FT		PERS - Classified	48.6%	48,303	23,475	71,778	35,891
303020	Admin Specialist 2	Anchorage	FT		PERS - Classified	48.6%	61,955	30,110	92,065	46,035
303025	Associate Dean/Faculty	Anchorage	FT		Non-Represented Faculty	24.6%	230,560	56,718	287,278	143,645
303045	Research Professional 2	Anchorage	FT		APT - Exempt Employees	38.5%	71,879	27,673	99,552	49,778

Component: Anchorage Campus (753)
RDU: University of Alaska Anchorage (235)
Notes:
1. If a position is split, an asterisk (*) will appear in the Split/Count column. If the split position is also counted in the component, two asterisks (**) will appear in the column.
2. "Pool" PCN refers to UA temporary positions, such as adjunct faculty; student employees; and other non-permanent staff. Multiple incumbents may share the same labor pool position number

PCN	Job Class Title	Location	Time Status	Split/ Count	Employee Class	Benefit Rate	Annual Budgeted Salary	Annual Benefits	Total Costs	UGF Estimate
303052	Assistant Professor	Anchorage	FT		United Academics BU	28.3%	64,132	18,149	82,281	41,142
303075	Research Professional 5	Anchorage	FT		APT - Exempt Employees	38.5%	104,976	40,416	145,392	36,350
303080	Term Asst Professor	Anchorage	FT		United Academics BU	28.3%	70,887	20,061	90,948	7,580
303085	Term Asst Professor	Anchorage	FT		United Academics BU	28.3%	67,206	19,019	86,225	21,557
303091	Communications Specialist 5	Anchorage	FT		APT - Exempt Employees	38.5%	71,879	27,673	99,552	49,778
303095	Administrative Management 5	Anchorage	FT		APT - Exempt Employees	38.5%	154,727	59,570	214,297	107,153
303101	IS Manager 3	Anchorage	FT		APT - Exempt Employees	38.5%	110,321	42,474	152,795	76,401
303105	Research Professional 5	Anchorage	FT		APT - Exempt Employees	38.5%	104,976	40,416	145,392	29,079
303110	Fiscal Technician 3	Anchorage	FT		PERS - Classified	48.6%	102	50	152	-
303130	Associate Professor	Anchorage	FT		United Academics BU	28.3%	126,500	35,800	162,300	81,153
303135	Administrative Professional 3	Anchorage	FT		APT - Exempt Employees	38.5%	105,998	40,809	146,807	73,407
303145	Professor	Anchorage	FT		United Academics BU	28.3%	117,554	33,268	150,822	75,414
303165	Physical Health Provider 4	Anchorage	FT		APT - Exempt Employees	38.5%	85,419	32,886	118,305	-
303192	Fiscal Professional 1	Anchorage	FT		PERS - Classified	48.6%	57,801	28,091	85,892	42,948
303193	Director (Academic-Faculty)	Anchorage	FT		Non-Represented Faculty	24.6%	186,353	45,843	232,196	98,688
303210	Director (Academic-Faculty)	Anchorage	FT		Non-Represented Faculty	24.6%	102	25	127	64
303212	IS Manager 4	Anchorage	FT		APT - Exempt Employees	38.5%	164,119	63,186	227,305	113,657
303213	Admin Specialist 2	Anchorage	FT		PERS - Classified	48.6%	107,819	52,400	160,219	80,113
303215	Associate Professor	Anchorage	FT		United Academics BU	28.3%	84,462	23,903	108,365	27,092
303222	Communications Specialist 2	Anchorage	FT		PERS - Classified	48.6%	50,774	24,676	75,450	37,727
303227	Associate Professor	Anchorage	FT		United Academics BU	28.3%	95,341	26,982	122,323	61,164
303228	Administrative Management 1	Anchorage	FT		APT - Exempt Employees	38.5%	79,462	30,593	110,055	55,030
303230	Director (Academic-Faculty)	Anchorage	FT		Non-Represented Faculty	24.6%	134,154	33,002	167,156	83,582
303231	Student Svcs Professional 3	Anchorage	FT		APT - Exempt Employees	38.5%	64,425	24,804	89,229	44,616
303232	Assistant Professor	Anchorage	FT		United Academics BU	28.3%	70,902	20,065	90,967	45,486
303234	Campus Services Generalist 3	Anchorage	PT		PERS - Classified	48.6%	14,074	6,840	20,914	10,457
303235	Administrative Management 1	Anchorage	FT		APT - Exempt Employees	38.5%	91,304	35,152	126,456	63,231
303241	Admin Specialist 3	Anchorage	FT		APT - Exempt Employees	38.5%	66,406	25,566	91,972	45,988
303242	Admin Specialist 4	Anchorage	FT		APT - Exempt Employees	38.5%	88,619	34,118	122,737	61,371
303243	Risk Management 4	Anchorage	FT		APT - Exempt Employees	38.5%	75,543	29,084	104,627	52,316
303247	Admin Generalist 2	Anchorage	FT		PERS - Classified	48.6%	42,041	20,432	62,473	31,238
304005	Research Professional 1	Anchorage	FT		APT - Exempt Employees	38.5%	55,545	21,385	76,930	38,467
304030	Research Professional 3	Anchorage	FT		APT - Exempt Employees	38.5%	81,037	31,199	112,236	14,030
304036	Professor	Anchorage	FT		United Academics BU	28.3%	99,497	28,158	127,655	63,830
304045	Director (Academic-Faculty)	Anchorage	FT		Non-Represented Faculty	24.6%	138,435	34,055	172,490	86,249

Component: Anchorage Campus (753)
RDU: University of Alaska Anchorage (235)
Notes:
1. If a position is split, an asterisk (*) will appear in the Split/Count column. If the split position is also counted in the component, two asterisks (**) will appear in the column.
2. "Pool" PCN refers to UA temporary positions, such as adjunct faculty; student employees; and other non-permanent staff. Multiple incumbents may share the same labor pool position number

PCN	Job Class Title	Location	Time Status	Split/ Count	Employee Class	Benefit Rate	Annual Budgeted Salary	Annual Benefits	Total Costs	UGF Estimate
304056	Research Professional 5	Anchorage	FT		APT - Exempt Employees	38.5%	96,925	37,316	134,241	67,124
304065	Associate Professor	Anchorage	FT		United Academics BU	28.3%	83,476	23,624	107,100	53,552
304072	Associate Professor	Anchorage	FT		United Academics BU	28.3%	100	-	100	-
304073	Associate Professor	Anchorage	FT		Non-Represented Faculty	24.6%	154,748	38,068	192,816	96,412
304075	Admin Generalist 3	Anchorage	PT		PERS - Classified	48.6%	43,319	21,053	64,372	32,187
304105	Student Svcs Professional 3	Anchorage	FT		APT - Exempt Employees	38.5%	58,334	22,459	80,793	40,398
304110	Admin Generalist 3	Anchorage	FT		PERS - Classified	48.6%	45,044	21,891	66,935	2,510
304120	Administrative Management 1	Anchorage	FT		APT - Exempt Employees	38.5%	120,204	46,279	166,483	41,622
304125	Environmental Health/Safety 3	Anchorage	FT		APT - Exempt Employees	38.5%	73,328	28,231	101,559	50,782
304130	Fiscal Technician 4	Anchorage	FT		PERS - Classified	48.6%	91,303	44,373	135,676	67,841
304135	Athletics Facs, Ops & Pgms 1	Anchorage	FT		PERS - Classified	48.6%	44,640	21,695	66,335	33,169
304160	Admin Specialist 2	Anchorage	FT		PERS - Classified	48.6%	77,843	37,832	115,675	57,840
304165	Fiscal Professional 2	Anchorage	FT		APT - Exempt Employees	38.5%	81,037	31,199	112,236	56,121
304170	Training & Development 4	Anchorage	FT		APT - Exempt Employees	38.5%	60,102	23,139	83,241	41,622
304171	Admin Specialist 3	Anchorage	FT		APT - Exempt Employees	38.5%	55,544	21,384	76,928	38,466
304172	Admin Generalist 3	Anchorage	FT		PERS - Classified	48.6%	38,625	18,772	57,397	28,700
304173	Coordinator (Nonexempt)	Anchorage	FT		PERS - Classified	48.6%	48,814	23,724	72,538	36,270
304752	Associate Professor	Anchorage	FT		United Academics BU	28.3%	81,588	23,089	104,677	52,341
305010	Professor	Anchorage	FT		United Academics BU	28.3%	122,148	34,568	156,716	78,361
305015	Library Technician 2	Anchorage	FT		PERS - Classified	48.6%	36,548	17,762	54,310	27,156
305025	Professor	Anchorage	FT		United Academics BU	28.3%	126,867	35,903	162,770	81,389
305035	Library Technician 4	Anchorage	FT		PERS - Classified	48.6%	198,451	96,447	294,898	147,456
305040	Associate Professor	Anchorage	FT		United Academics BU	28.3%	93,647	26,502	120,149	60,077
305075	Associate Professor	Anchorage	FT		United Academics BU	28.3%	90,702	25,669	116,371	49,460
305085	Associate Professor	Anchorage	FT		United Academics BU	28.3%	85,170	24,103	109,273	54,639
305090	Library Technician 2	Anchorage	FT		PERS - Classified	48.6%	48,814	23,724	72,538	36,270
305100	Library Technician 3	Anchorage	FT		PERS - Classified	48.6%	49,304	23,962	73,266	36,634
305140	Professor	Anchorage	PT		United Academics BU	28.3%	114,694	32,458	147,152	73,579
305160	Library Technician 1	Anchorage	FT		PERS - Classified	48.6%	33,799	16,426	50,225	25,114
305165	Dean (Academic)	Anchorage	FT		Officer	24.6%	189,421	46,598	236,019	118,014
305175	Student Svcs Professional 2	Anchorage	FT		PERS - Classified	48.6%	54,969	26,715	81,684	40,844
305185	Dean (Academic)	Anchorage	FT		Officer	24.6%	204,755	50,370	255,125	127,568
305210	Administrative Management 3	Anchorage	FT		APT - Exempt Employees	38.5%	77,097	29,682	106,779	53,392
305215	Fiscal Professional 3	Anchorage	FT		APT - Exempt Employees	38.5%	61,976	23,861	85,837	42,920
305220	IS Manager 4	Anchorage	FT		APT - Exempt Employees	38.5%	131,939	50,797	182,736	91,372

Component: Anchorage Campus (753)
RDU: University of Alaska Anchorage (235)
Notes:
1. If a position is split, an asterisk (*) will appear in the Split/Count column. If the split position is also counted in the component, two asterisks (**) will appear in the column.
2. "Pool" PCN refers to UA temporary positions, such as adjunct faculty; student employees; and other non-permanent staff. Multiple incumbents may share the same labor pool position number

PCN	Job Class Title	Location	Time Status	Split/ Count	Employee Class	Benefit Rate	Annual Budgeted Salary	Annual Benefits	Total Costs	UGF Estimate
305225	Associate Dean/Faculty	Anchorage	FT		Non-Represented Faculty	24.6%	167,420	41,185	208,605	104,307
305235	Director (Academic-Faculty)	Anchorage	FT		Non-Represented Faculty	24.6%	163,736	40,279	204,015	102,012
305240	Fiscal Manager 1	Anchorage	FT		APT - Exempt Employees	38.5%	76,267	29,363	105,630	52,817
305254	Administrative Management 4	Anchorage	FT		APT - Exempt Employees	38.5%	108,149	41,637	149,786	74,896
305258	Dean (Academic)	Anchorage	FT		Officer	24.6%	278,466	68,503	346,969	173,492
305259	Associate Professor	Anchorage	FT		United Academics BU	28.3%	111,311	31,501	142,812	71,409
305266	Human Resources Technician 4	Anchorage	FT		PERS - Classified	48.6%	72,625	35,296	107,921	53,963
305268	Fiscal Technician 4	Anchorage	FT		PERS - Classified	48.6%	56,077	27,253	83,330	41,667
305269	Human Resources Technician 3	Anchorage	FT		PERS - Classified	48.6%	63,829	31,021	94,850	47,427
305272	Admin Generalist 3	Anchorage	FT		PERS - Classified	48.6%	41,190	20,018	61,208	30,606
305273	Admin Generalist 4	Anchorage	FT		PERS - Classified	48.6%	61,358	29,820	91,178	45,591
305276	Provost	Anchorage	FT		Officer	24.6%	217,172	53,424	270,596	135,304
305281	Associate Professor	Anchorage	FT		United Academics BU	28.3%	89,638	25,368	115,006	57,505
305283	Student Svcs Professional 3	Anchorage	FT		APT - Exempt Employees	38.5%	46,819	18,025	64,844	32,424
305286	IS Professional 3A	Anchorage	FT		APT - Exempt Employees	38.5%	90,430	34,816	125,246	62,626
305287	Student Svcs Professional 3	Anchorage	FT		APT - Exempt Employees	38.5%	100	-	100	-
305288	Assistant Professor	Anchorage	FT		United Academics BU	28.3%	100	-	100	-
305289	IS Consultant 3A	Anchorage	FT		APT - Exempt Employees	38.5%	61,358	23,623	84,981	42,492
305291	Associate Dean/Faculty	Anchorage	FT		Non-Represented Faculty	24.6%	115,774	28,480	144,254	72,130
305292	Admin Specialist 3	Anchorage	FT		APT - Exempt Employees	38.5%	67,705	26,066	93,771	46,888
305294	Student Svcs Professional 2	Anchorage	FT		PERS - Classified	48.6%	38,100	18,517	56,617	-
305296	IS Consultant 2A	Anchorage	FT		PERS - Classified	48.6%	52,818	25,670	78,488	39,246
305297	IS Professional 3A	Anchorage	FT		APT - Exempt Employees	38.5%	66,406	25,566	91,972	45,988
305298	IS Consultant 5A	Anchorage	FT		APT - Exempt Employees	38.5%	88,619	34,118	122,737	61,371
305307	Administrative Professional 3	Anchorage	FT		APT - Exempt Employees	38.5%	80,892	31,143	112,035	56,020
305309	Administrative Management 1	Anchorage	FT		APT - Exempt Employees	38.5%	68,387	26,329	94,716	47,360
305310	IS Manager 4	Anchorage	FT		APT - Exempt Employees	38.5%	141,502	54,478	195,980	97,994
305311	IS Professional 5A	Anchorage	FT		APT - Exempt Employees	38.5%	103,911	40,006	143,917	71,962
305316	Professor	Anchorage	FT		United Academics BU	28.3%	51,796	14,658	66,454	33,229
305318	Library Technician 3	Anchorage	FT		PERS - Classified	48.6%	42,041	20,432	62,473	31,238
305319	Comm Specialist 3 (E)	Anchorage	FT		APT - Exempt Employees	38.5%	100	-	100	-
305320	IS Professional 3A	Anchorage	FT		APT - Exempt Employees	38.5%	102,910	39,620	142,530	71,268
305322	Dean (Academic)	Anchorage	FT		Officer	24.6%	144,526	35,553	180,079	90,044
305324	Assistant Professor	Anchorage	FT		United Academics BU	28.3%	71,573	20,255	91,828	45,916
305331	Library Technician 1	Anchorage	FT		PERS - Classified	48.6%	33,799	16,426	50,225	25,114

Component: Anchorage Campus (753)
RDU: University of Alaska Anchorage (235)
Notes:
1. If a position is split, an asterisk (*) will appear in the Split/Count column. If the split position is also counted in the component, two asterisks (**) will appear in the column.
2. "Pool" PCN refers to UA temporary positions, such as adjunct faculty; student employees; and other non-permanent staff. Multiple incumbents may share the same labor pool position number

PCN	Job Class Title	Location	Time Status	Split/ Count	Employee Class	Benefit Rate	Annual Budgeted Salary	Annual Benefits	Total Costs	UGF Estimate
305332	Library Technician 4	Anchorage	FT		PERS - Classified	48.6%	73,328	35,637	108,965	-
305334	Administrative Professional 4	Anchorage	FT		APT - Exempt Employees	38.5%	86,000	33,110	119,110	59,558
305505	Admin Specialist 2	Anchorage	FT		PERS - Classified	48.6%	54,437	26,456	80,893	40,448
305545	Assistant Professor	Anchorage	FT		United Academics BU	28.3%	70,231	19,875	90,106	45,055
305575	Admin Generalist 3	Anchorage	PT		PERS - Classified	48.6%	26,295	12,779	39,074	19,538
305690	IS Professional 5A	Anchorage	FT		APT - Exempt Employees	38.5%	102,910	39,620	142,530	71,268
305700	IS Net Technician 7	Anchorage	FT		PERS - Classified	48.6%	63,829	31,021	94,850	47,427
305709	Student Svcs Professional 2	Anchorage	FT		PERS - Classified	48.6%	55,544	26,994	82,538	41,271
305710	Associate Professor	Anchorage	FT		United Academics BU	28.3%	85,170	24,103	109,273	54,639
305712	Library Technician 4	Anchorage	FT		PERS - Classified	48.6%	53,394	25,949	79,343	39,673
305713	Assistant Professor	Anchorage	FT		United Academics BU	28.3%	89,759	25,402	115,161	57,583
305715	Professor	Anchorage	FT		United Academics BU	28.3%	126,053	35,673	161,726	80,867
305716	Fiscal Technician 2	Anchorage	FT		PERS - Classified	48.6%	49,304	23,962	73,266	36,634
305717	IS Consultant 3A	Anchorage	FT		APT - Exempt Employees	38.5%	58,334	22,459	80,793	40,398
305718	Dean (Academic)	Anchorage	FT		Officer	24.6%	148,487	36,528	185,015	92,511
305720	Student Svcs Manager 2	Anchorage	FT		APT - Exempt Employees	38.5%	68,387	26,329	94,716	47,360
305725	Admin Generalist 3	Anchorage	FT		PERS - Classified	48.6%	41,594	20,215	61,809	30,906
305726	Associate Professor	Anchorage	FT		United Academics BU	28.3%	104,337	29,527	133,864	66,935
305728	Director (Academic-Faculty)	Anchorage	FT		Non-Represented Faculty	24.6%	113,133	27,831	140,964	42,291
305729	Assistant Professor	Anchorage	FT		United Academics BU	28.3%	65,746	18,606	84,352	42,178
305730	Admin Specialist 3	Anchorage	FT		APT - Exempt Employees	38.5%	60,719	23,377	84,096	42,050
305731	Fiscal Manager 3	Anchorage	FT		APT - Exempt Employees	38.5%	79,461	30,592	110,053	55,029
305732	Professor	Anchorage	FT		Non-Represented Faculty	24.6%	172,617	42,464	215,081	107,545
305733	Student Svcs Professional 3	Anchorage	FT		APT - Exempt Employees	38.5%	55,544	21,384	76,928	38,466
305734	Research Technician 4	Anchorage	FT		PERS - Classified	48.6%	63,169	30,700	93,869	46,937
305735	Professor	Anchorage	FT		United Academics BU	28.3%	112,877	31,944	144,821	72,414
305736	Associate Professor	Anchorage	FT		United Academics BU	28.3%	85,170	24,103	109,273	54,639
305737	Associate Professor	Anchorage	FT		United Academics BU	28.3%	87,654	24,806	112,460	56,233
305741	Professor	Anchorage	FT		United Academics BU	28.3%	78,300	22,159	100,459	50,232
305743	Associate Vice Chancellor	Anchorage	FT		Sr. Administrator	24.6%	195,448	48,080	243,528	121,769
305744	Admin Generalist 4	Anchorage	FT		PERS - Classified	48.6%	47,344	23,009	70,353	35,178
305745	IS Consultant 4A	Anchorage	FT		APT - Exempt Employees	38.5%	71,879	27,673	99,552	49,778
305746	Instructional Designer 3	Anchorage	FT		APT - Exempt Employees	38.5%	72,625	27,961	100,586	50,295
305747	IS Professional 3A	Anchorage	FT		APT - Exempt Employees	38.5%	82,635	31,814	114,449	57,227
305752	Fiscal Professional 2	Anchorage	FT		APT - Exempt Employees	38.5%	65,085	25,058	90,143	45,073

Component: Anchorage Campus (753)
RDU: University of Alaska Anchorage (235)
Notes:
1. If a position is split, an asterisk (*) will appear in the Split/Count column. If the split position is also counted in the component, two asterisks (**) will appear in the column.
2. "Pool" PCN refers to UA temporary positions, such as adjunct faculty; student employees; and other non-permanent staff. Multiple incumbents may share the same labor pool position number

PCN	Job Class Title	Location	Time Status	Split/ Count	Employee Class	Benefit Rate	Annual Budgeted Salary	Annual Benefits	Total Costs	UGF Estimate
305753	Student Svcs Professional 2	Anchorage	FT		PERS - Classified	48.6%	56,630	27,522	84,152	42,078
305760	Professor	Anchorage	FT		United Academics BU	28.3%	111,337	31,508	142,845	71,426
305762	Student Svcs Professional 2	Anchorage	FT		PERS - Classified	48.6%	41,190	20,018	61,208	30,606
305763	Administrative Professional 1	Anchorage	FT		APT - Exempt Employees	38.5%	81,825	31,503	113,328	56,666
305764	Administrative Management 4	Anchorage	FT		APT - Exempt Employees	38.5%	133,280	51,313	184,593	92,300
305770	Research Professional 3	Anchorage	FT		APT - Exempt Employees	38.5%	100	-	100	-
305772	Term Asst Professor	Anchorage	FT		United Academics BU	28.3%	77,047	21,804	98,851	49,428
305773	Library Technician 1	Anchorage	FT		PERS - Classified	48.6%	33,799	16,426	50,225	25,114
305774	Library Technician 1	Anchorage	FT		PERS - Classified	48.6%	33,799	16,426	50,225	25,114
306080	Administrative Management 5	Anchorage	FT		APT - Exempt Employees	38.5%	124,314	47,861	172,175	86,091
306085	Stu Svcs Profess 2 (Exempt)	Anchorage	FT		APT - Exempt Employees	38.5%	100	-	100	-
306100	Student Svcs Technician 3	Anchorage	FT		PERS - Classified	48.6%	49,304	23,962	73,266	36,634
306102	Student Svcs Technician 3	Anchorage	FT		PERS - Classified	48.6%	51,289	24,926	76,215	38,109
306104	Administrative Management 5	Anchorage	FT		APT - Exempt Employees	38.5%	112,622	43,359	155,981	-
306106	Admin Specialist 1	Anchorage	FT		PERS - Classified	48.6%	47,813	23,237	71,050	35,527
306110	Stu Svcs Profess 3 (NonExempt)	Anchorage	PT		PERS - Classified	48.6%	21,918	10,652	32,570	16,286
306125	Student Svcs Technician 3	Anchorage	FT		PERS - Classified	48.6%	52,818	25,670	78,488	39,246
306130	Fiscal Manager 2	Anchorage	FT		APT - Exempt Employees	38.5%	71,879	27,673	99,552	49,778
306145	Student Svcs Technician 3	Anchorage	FT		PERS - Classified	48.6%	47,813	23,237	71,050	35,527
306165	Athletics Facs, Ops & Pgms 1	Anchorage	FT		PERS - Classified	48.6%	41,595	20,215	61,810	30,906
306170	Athletics Facs, Ops & Pgms 5	Anchorage	FT		APT - Exempt Employees	38.5%	71,879	27,673	99,552	49,778
306175	Athletics Facs Ops & Pgms 1	Anchorage	FT		PERS - Classified	48.6%	46,450	22,575	69,025	34,514
306180	Admin Specialist 3	Anchorage	FT		APT - Exempt Employees	38.5%	68,386	26,329	94,715	47,359
306181	Athletics Coach 2	Anchorage	FT		APT - Exempt Employees	38.5%	56,630	21,803	78,433	39,218
306182	Athletics Coach 2	Anchorage	FT		APT - Exempt Employees	38.5%	77,843	29,970	107,813	53,909
306183	Athletics Training 2	Anchorage	FT		APT - Exempt Employees	38.5%	44,521	17,141	61,662	30,832
306184	Athletics Coach 2	Anchorage	FT		APT - Exempt Employees	38.5%	54,209	20,870	75,079	37,541
306185	Athletics Coach 2	Anchorage	FT		APT - Exempt Employees	38.5%	62,551	24,082	86,633	43,318
306186	Athletics Coach 2	Anchorage	FT		APT - Exempt Employees	38.5%	44,042	16,956	60,998	30,500
306188	Athletics Coach 2	Anchorage	FT		APT - Exempt Employees	38.5%	61,955	23,853	85,808	42,906
306189	Communications Specialist 4	Anchorage	FT		APT - Exempt Employees	38.5%	83,465	32,134	115,599	57,802
306190	Athletics Coach 2	Anchorage	FT		APT - Exempt Employees	38.5%	58,949	22,695	81,644	40,824
306191	Assistant Coach	Anchorage	FT		APT - Exempt Employees	38.5%	55,544	21,384	76,928	38,466
306192	Communications Specialist 2	Anchorage	FT		PERS - Classified	48.6%	58,334	28,350	86,684	43,344
306210	Administrative Management 3	Anchorage	FT		APT - Exempt Employees	38.5%	99,886	38,456	138,342	69,174

Component: Anchorage Campus (753)
RDU: University of Alaska Anchorage (235)
Notes:
1. If a position is split, an asterisk (*) will appear in the Split/Count column. If the split position is also counted in the component, two asterisks (**) will appear in the column.
2. "Pool" PCN refers to UA temporary positions, such as adjunct faculty; student employees; and other non-permanent staff. Multiple incumbents may share the same labor pool position number

PCN	Job Class Title	Location	Time Status	Split/ Count	Employee Class	Benefit Rate	Annual Budgeted Salary	Annual Benefits	Total Costs	UGF Estimate
306240	Athletics Facs, Ops & Pgms 3	Anchorage	FT		APT - Exempt Employees	38.5%	88,619	34,118	122,737	61,371
306245	Athletics Coach 3	Anchorage	FT		APT - Exempt Employees	38.5%	65,746	25,312	91,058	45,531
306250	Communications Specialist 4	Anchorage	FT		APT - Exempt Employees	38.5%	67,066	25,820	92,886	46,445
306270	Fiscal Technician 2	Anchorage	FT		PERS - Classified	48.6%	53,861	26,176	80,037	40,020
306275	Athletics Coach 3	Anchorage	FT		APT - Exempt Employees	38.5%	113,665	43,761	157,426	78,716
306280	Admin Generalist 3	Anchorage	FT		PERS - Classified	48.6%	41,190	20,018	61,208	30,606
306285	Student Svcs Manager 2	Anchorage	FT		APT - Exempt Employees	38.5%	100	-	100	-
306290	Athletics Coach 3	Anchorage	FT		APT - Exempt Employees	38.5%	92,218	35,504	127,722	63,864
306295	Athletics Coach 3	Anchorage	FT		APT - Exempt Employees	38.5%	74,096	28,527	102,623	51,314
306308	Athletics Facs Ops & Pgms 2	Anchorage	FT		APT - Exempt Employees	38.5%	81,825	31,503	113,328	56,666
306310	Student Svcs Manager 3	Anchorage	FT		APT - Exempt Employees	38.5%	103,911	40,006	143,917	71,962
306312	Admin Specialist 1	Anchorage	PT		PERS - Classified	48.6%	30,771	14,955	45,726	22,864
306313	Student Svcs Professional 4	Anchorage	FT		APT - Exempt Employees	38.5%	60,102	23,139	83,241	41,622
306316	Student Svcs Technician 3	Anchorage	FT		PERS - Classified	48.6%	48,303	23,475	71,778	35,891
306318	Student Svcs Professional 2	Anchorage	FT		PERS - Classified	48.6%	50,773	24,676	75,449	37,726
306320	Student Svcs Professional 3	Anchorage	FT		APT - Exempt Employees	38.5%	58,952	22,697	81,649	20,413
306321	Student Svcs Professional 2	Anchorage	FT		PERS - Classified	48.6%	50,773	24,676	75,449	37,726
306329	Student Svcs Manager 2	Anchorage	FT		APT - Exempt Employees	38.5%	65,746	25,312	91,058	45,531
306330	Student Svcs Professional 3	Anchorage	FT		APT - Exempt Employees	38.5%	55,544	21,384	76,928	38,466
306331	Communications Specialist 3	Anchorage	FT		PERS - Classified	48.6%	50,773	24,676	75,449	37,726
306333	Student Svcs Professional 3	Anchorage	FT		APT - Exempt Employees	38.5%	55,544	21,384	76,928	38,466
306335	Student Svcs Manager 3	Anchorage	FT		APT - Exempt Employees	38.5%	118,266	45,532	163,798	81,903
306338	Student Svcs Manager 2	Anchorage	FT		APT - Exempt Employees	38.5%	74,094	28,526	102,620	51,312
306340	Fiscal Manager 1	Anchorage	FT		APT - Exempt Employees	38.5%	65,085	25,058	90,143	45,073
306344	Student Svcs Technician 3	Anchorage	FT		PERS - Classified	48.6%	46,450	22,575	69,025	34,514
306348	Admin Specialist 2	Anchorage	FT		PERS - Classified	48.6%	52,286	25,411	77,697	38,850
306349	Admin Specialist 1	Anchorage	FT		PERS - Classified	48.6%	47,813	23,237	71,050	35,527
306350	Admin Specialist 2	Anchorage	FT		PERS - Classified	48.6%	100	-	100	-
306351	Student Svcs Technician 3	Anchorage	FT		PERS - Classified	48.6%	46,450	22,575	69,025	34,514
306352	Student Svcs Professional 4	Anchorage	FT		APT - Exempt Employees	38.5%	65,085	25,058	90,143	45,073
306353	IS Professional 2A	Anchorage	FT		PERS - Classified	48.6%	100	-	100	-
306355	Fiscal Professional 2	Anchorage	FT		APT - Exempt Employees	38.5%	63,829	24,574	88,403	44,204
306357	Student Svcs Professional 4	Anchorage	FT		APT - Exempt Employees	38.5%	65,085	25,058	90,143	45,073
306360	Student Svcs Professional 2	Anchorage	FT		PERS - Classified	48.6%	52,818	25,670	78,488	39,246
306361	Student Svcs Professional 2	Anchorage	FT		PERS - Classified	48.6%	52,818	25,670	78,488	39,246

Component: Anchorage Campus (753)
RDU: University of Alaska Anchorage (235)
Notes:
1. If a position is split, an asterisk (*) will appear in the Split/Count column. If the split position is also counted in the component, two asterisks (**) will appear in the column.
2. "Pool" PCN refers to UA temporary positions, such as adjunct faculty; student employees; and other non-permanent staff. Multiple incumbents may share the same labor pool position number

PCN	Job Class Title	Location	Time Status	Split/ Count	Employee Class	Benefit Rate	Annual Budgeted Salary	Annual Benefits	Total Costs	UGF Estimate
306364	Administrative Management 2	Anchorage	FT		APT - Exempt Employees	38.5%	115,922	44,630	160,552	80,280
306365	Admin Generalist 3	Anchorage	FT		PERS - Classified	48.6%	47,345	23,010	70,355	35,179
306366	Athletics Training 3	Anchorage	FT		APT - Exempt Employees	38.5%	69,771	26,862	96,633	48,319
306367	Professor	Anchorage	FT		United Academics BU	28.3%	100	-	100	-
306368	Athletics Coach 3	Anchorage	FT		APT - Exempt Employees	38.5%	148,466	57,159	205,625	102,817
306369	Athletics Coach 3	Anchorage	FT		APT - Exempt Employees	38.5%	79,462	30,593	110,055	55,030
306370	Admin Specialist 2	Anchorage	FT		PERS - Classified	48.6%	61,954	30,110	92,064	46,034
306371	Training & Development 2	Anchorage	FT		PERS - Classified	48.6%	46,450	22,575	69,025	34,514
306372	Athletics Coach 3	Anchorage	FT		APT - Exempt Employees	38.5%	148,466	57,159	205,625	102,817
306375	Fiscal Professional 3	Anchorage	FT		APT - Exempt Employees	38.5%	67,705	26,066	93,771	46,888
306379	Admin Specialist 1	Anchorage	FT		PERS - Classified	48.6%	47,345	23,010	70,355	35,179
306380	Student Svcs Professional 2	Anchorage	FT		PERS - Classified	48.6%	50,773	24,676	75,449	37,726
306381	Student Svcs Manager 2	Anchorage	FT		APT - Exempt Employees	38.5%	65,746	25,312	91,058	45,531
306383	Administrative Management 3	Anchorage	FT		APT - Exempt Employees	38.5%	124,313	47,861	172,174	86,091
306384	Student Svcs Professional 4	Anchorage	FT		APT - Exempt Employees	38.5%	69,089	26,599	95,688	47,846
306387	Admin Specialist 3	Anchorage	FT		APT - Exempt Employees	38.5%	55,545	21,385	76,930	38,467
306388	Student Svcs Professional 3	Anchorage	FT		APT - Exempt Employees	38.5%	58,952	22,697	81,649	40,826
306389	Student Svcs Technician 3	Anchorage	FT		PERS - Classified	48.6%	46,450	22,575	69,025	34,514
306391	Admin Generalist 3	Anchorage	FT		PERS - Classified	48.6%	42,446	20,629	63,075	31,539
306392	Admin Specialist 3	Anchorage	FT		APT - Exempt Employees	38.5%	62,551	24,082	86,633	-
306393	Mental Health Provider 2	Anchorage	PT		APT - Exempt Employees	38.5%	57,746	22,232	79,978	-
306394	Student Svcs Manager 3	Anchorage	FT		APT - Exempt Employees	38.5%	100,865	38,833	139,698	69,852
306395	Assistant Professor	Anchorage	FT		United Academics BU	28.3%	85,801	24,282	110,083	55,044
306396	Communications Specialist 2	Anchorage	FT		PERS - Classified	48.6%	100	-	100	-
306397	Development 3	Anchorage	FT		APT - Exempt Employees	38.5%	100	-	100	-
306398	Student Svcs Professional 2	Anchorage	FT		PERS - Classified	48.6%	50,773	24,676	75,449	37,726
306399	Student Svcs Professional 4	Anchorage	FT		APT - Exempt Employees	38.5%	64,425	24,804	89,229	44,616
306400	Student Svcs Professional 2	Anchorage	FT		PERS - Classified	48.6%	50,773	24,676	75,449	37,726
306401	Admin Generalist 4	Anchorage	FT		PERS - Classified	48.6%	60,719	29,509	90,228	45,116
306402	IS Professional 3A	Anchorage	FT		APT - Exempt Employees	38.5%	79,461	30,592	110,053	55,029
306403	Student Svcs Technician 3	Anchorage	FT		PERS - Classified	48.6%	47,813	23,237	71,050	35,527
306404	Student Svcs Professional 3	Anchorage	FT		APT - Exempt Employees	38.5%	71,177	27,403	98,580	49,292
306405	Student Svcs Manager 1	Anchorage	FT		APT - Exempt Employees	38.5%	63,829	24,574	88,403	44,204
306406	Student Svcs Professional 3	Anchorage	FT		APT - Exempt Employees	38.5%	67,066	25,820	92,886	46,445
306407	Admin Generalist 4	Anchorage	FT		PERS - Classified	48.6%	47,345	23,010	70,355	35,179

Component: Anchorage Campus (753)
RDU: University of Alaska Anchorage (235)
Notes:
1. If a position is split, an asterisk (*) will appear in the Split/Count column. If the split position is also counted in the component, two asterisks (**) will appear in the column.
2. "Pool" PCN refers to UA temporary positions, such as adjunct faculty; student employees; and other non-permanent staff. Multiple incumbents may share the same labor pool position number

PCN	Job Class Title	Location	Time Status	Split/ Count	Employee Class	Benefit Rate	Annual Budgeted Salary	Annual Benefits	Total Costs	UGF Estimate
306408	Student Svcs Professional 2	Anchorage	FT		PERS - Classified	48.6%	50,773	24,676	75,449	37,726
306409	Student Svcs Professional 4	Anchorage	FT		APT - Exempt Employees	38.5%	66,406	25,566	91,972	45,988
306410	Student Svcs Professional 4	Anchorage	FT		APT - Exempt Employees	38.5%	85,169	32,790	117,959	58,982
306411	Athletics Training 2	Anchorage	FT		APT - Exempt Employees	38.5%	63,530	24,459	87,989	43,996
306412	Administrative Management 3	Anchorage	FT		APT - Exempt Employees	38.5%	98,864	38,063	136,927	68,466
306413	Student Svcs Professional 3	Anchorage	FT		APT - Exempt Employees	38.5%	51,075	19,664	70,739	35,371
306414	Vice Chancellor (Admin)	Anchorage	FT		Officer	24.6%	191,316	47,064	238,380	119,195
306415	Stu Svcs Profess 2 (Exempt)	Anchorage	FT		APT - Exempt Employees	38.5%	52,818	20,335	73,153	36,578
306417	Student Svcs Manager 2	Anchorage	FT		APT - Exempt Employees	38.5%	77,097	29,682	106,779	53,392
306419	Physical Health Provider 4	Anchorage	FT		APT - Exempt Employees	38.5%	108,148	41,637	149,785	-
306420	Research Professional 3	Anchorage	FT		APT - Exempt Employees	38.5%	60,719	23,377	84,096	42,050
306421	Mental Health Provider 5	Anchorage	FT		APT - Exempt Employees	38.5%	100	-	100	-
306422	Admin Specialist 1	Anchorage	FT		PERS - Classified	48.6%	100	-	100	-
306423	Administrative Professional 3	Anchorage	FT		APT - Exempt Employees	38.5%	76,267	29,363	105,630	52,817
306424	Administrative Management 5	Anchorage	FT		APT - Exempt Employees	38.5%	124,314	47,861	172,175	86,091
306425	Student Svcs Professional 2	Anchorage	FT		PERS - Classified	48.6%	55,544	26,994	82,538	41,271
306426	Athletics Facs Ops & Pgms 1	Anchorage	FT		PERS - Classified	48.6%	41,594	20,215	61,809	30,906
306427	Student Svcs Professional 4	Anchorage	FT		APT - Exempt Employees	38.5%	65,085	25,058	90,143	45,073
306428	Fiscal Technician 3	Anchorage	FT		PERS - Classified	48.6%	100	-	100	-
306429	Mental Health Provider 2	Anchorage	FT		APT - Exempt Employees	38.5%	41,338	15,915	57,253	-
306575	Student Svcs Professional 3	Anchorage	FT		APT - Exempt Employees	38.5%	56,076	21,589	77,665	38,834
306600	Student Svcs Professional 3	Anchorage	FT		APT - Exempt Employees	38.5%	58,952	22,697	81,649	-
306640	Student Svcs Professional 1	Anchorage	FT		PERS - Classified	48.6%	50,773	24,676	75,449	37,726
306645	Stu Svcs Profess 2 (Exempt)	Anchorage	FT		APT - Exempt Employees	38.5%	52,818	20,335	73,153	36,578
306650	Fiscal Technician 4	Anchorage	FT		PERS - Classified	48.6%	58,334	28,350	86,684	43,344
306665	Safety Svcs-Emerg Dispatcher 1	Anchorage	FT		PERS - Classified	48.6%	46,450	22,575	69,025	34,514
306670	Admin Generalist 4	Anchorage	FT		PERS - Classified	48.6%	47,628	23,147	70,775	35,389
306685	Fiscal Professional 3	Anchorage	FT		APT - Exempt Employees	38.5%	64,425	24,804	89,229	44,616
306690	Student Svcs Professional 3	Anchorage	FT		APT - Exempt Employees	38.5%	100	-	100	-
306700	Stu Svcs Profess 3 (NonExempt)	Anchorage	FT		PERS - Classified	48.6%	41,190	20,018	61,208	30,606
306715	Athletics Coach 2	Anchorage	FT		APT - Exempt Employees	38.5%	44,804	17,250	62,054	31,028
306720	Safety Svcs-Police 2	Anchorage	FT		PERS - Classified	48.6%	71,879	34,933	106,812	53,408
306725	Administrative Management 5	Anchorage	FT		APT - Exempt Employees	38.5%	137,284	52,854	190,138	95,073
306730	Safety Svcs-Police 4 (NE)	Anchorage	FT		PERS - Classified	48.6%	91,303	44,373	135,676	67,841
306745	Communications Specialist 3	Anchorage	FT		PERS - Classified	48.6%	51,285	24,925	76,210	38,106

Component: Anchorage Campus (753)
RDU: University of Alaska Anchorage (235)
Notes:
1. If a position is split, an asterisk (*) will appear in the Split/Count column. If the split position is also counted in the component, two asterisks (**) will appear in the column.
2. "Pool" PCN refers to UA temporary positions, such as adjunct faculty; student employees; and other non-permanent staff. Multiple incumbents may share the same labor pool position number

PCN	Job Class Title	Location	Time Status	Split/ Count	Employee Class	Benefit Rate	Annual Budgeted Salary	Annual Benefits	Total Costs	UGF Estimate
306750	Student Svcs Professional 3	Anchorage	FT		APT - Exempt Employees	38.5%	58,952	22,697	81,649	40,826
306770	Student Svcs Manager 2	Anchorage	FT		APT - Exempt Employees	38.5%	84,317	32,462	116,779	58,392
306775	Student Svcs Professional 2	Anchorage	PT		PERS - Classified	48.6%	23,144	11,248	34,392	17,197
306800	Student Svcs Technician 3	Anchorage	FT		PERS - Classified	48.6%	46,450	22,575	69,025	34,514
306825	Student Svcs Professional 3	Anchorage	FT		APT - Exempt Employees	38.5%	58,952	22,697	81,649	40,826
306850	IS Consultant 3A	Anchorage	FT		APT - Exempt Employees	38.5%	71,879	27,673	99,552	49,778
306885	Student Svcs Professional 3	Anchorage	FT		APT - Exempt Employees	38.5%	57,802	22,254	80,056	40,030
306886	Student Svcs Professional 3	Anchorage	FT		APT - Exempt Employees	38.5%	58,952	22,697	81,649	40,826
306887	Student Svcs Professional 3	Anchorage	FT		APT - Exempt Employees	38.5%	58,952	22,697	81,649	40,826
306888	Stu Svcs Profess 2 (Exempt)	Anchorage	FT		APT - Exempt Employees	38.5%	50,773	19,548	70,321	35,162
306953	Administrative Management 5	Anchorage	FT		APT - Exempt Employees	38.5%	131,939	50,797	182,736	-
306955	IS Consultant 2A	Anchorage	FT		PERS - Classified	48.6%	66,406	32,273	98,679	49,342
306959	Senior Administrator Director	Anchorage	FT		Officer	24.6%	100	-	100	-
306964	Admin Generalist 4	Anchorage	FT		PERS - Classified	48.6%	47,345	23,010	70,355	35,179
306967	Student Svcs Professional 2	Anchorage	FT		PERS - Classified	48.6%	42,798	20,800	63,598	31,800
306970	Student Svcs Professional 4	Anchorage	FT		APT - Exempt Employees	38.5%	66,406	25,566	91,972	45,988
306972	Student Svcs Manager 3	Anchorage	FT		APT - Exempt Employees	38.5%	103,911	40,006	143,917	71,962
306973	Student Svcs Technician 3	Anchorage	FT		PERS - Classified	48.6%	49,304	23,962	73,266	36,634
306975	Fiscal Technician 4	Anchorage	FT		PERS - Classified	48.6%	50,774	24,676	75,450	37,727
306977	Student Svcs Technician 3	Anchorage	FT		PERS - Classified	48.6%	46,450	22,575	69,025	34,514
306979	Stu Svcs Profess 2 (Exempt)	Anchorage	FT		APT - Exempt Employees	38.5%	50,773	19,548	70,321	35,162
306981	Student Svcs Technician 3	Anchorage	FT		PERS - Classified	48.6%	46,450	22,575	69,025	34,514
306986	Admin Specialist 3	Anchorage	FT		APT - Exempt Employees	38.5%	78,631	30,273	108,904	54,454
306989	Admin Specialist 2	Anchorage	FT		PERS - Classified	48.6%	50,774	24,676	75,450	37,727
306990	Student Svcs Manager 3	Anchorage	FT		APT - Exempt Employees	38.5%	111,472	42,917	154,389	77,198
306991	Student Svcs Manager 2	Anchorage	FT		APT - Exempt Employees	38.5%	55,544	21,384	76,928	38,466
306992	Admin Specialist 1	Anchorage	FT		PERS - Classified	48.6%	46,450	22,575	69,025	34,514
306993	Stu Svcs Profess 2 (Exempt)	Anchorage	FT		APT - Exempt Employees	38.5%	55,544	21,384	76,928	38,466
306994	Student Svcs Professional 1	Anchorage	FT		PERS - Classified	48.6%	50,773	24,676	75,449	37,726
306996	Communications Manager 1	Anchorage	FT		APT - Exempt Employees	38.5%	60,102	23,139	83,241	41,622
307000	Chancellor	Anchorage	FT		Officer	24.6%	296,931	73,045	369,976	184,996
307015	Administrative Management 3	Anchorage	FT		APT - Exempt Employees	38.5%	100	-	100	-
307025	Senior Administrator Director	Anchorage	FT		Officer	24.6%	130,831	32,184	163,015	81,511
307105	Environmental Health/Safety 3	Anchorage	FT		APT - Exempt Employees	38.5%	96,925	37,316	134,241	67,124
307110	Administrative Professional 1	Anchorage	FT		APT - Exempt Employees	38.5%	100	-	100	-

Component: Anchorage Campus (753)
RDU: University of Alaska Anchorage (235)
Notes:
1. If a position is split, an asterisk (*) will appear in the Split/Count column. If the split position is also counted in the component, two asterisks (**) will appear in the column.
2. "Pool" PCN refers to UA temporary positions, such as adjunct faculty; student employees; and other non-permanent staff. Multiple incumbents may share the same labor pool position number

PCN	Job Class Title	Location	Time Status	Split/ Count	Employee Class	Benefit Rate	Annual Budgeted Salary	Annual Benefits	Total Costs	UGF Estimate
307115	Fiscal Professional 1	Anchorage	FT		PERS - Classified	48.6%	52,818	25,670	78,488	39,246
307135	Fiscal Professional 2	Anchorage	FT		APT - Exempt Employees	38.5%	57,802	22,254	80,056	40,030
307140	Fiscal Manager 4	Anchorage	FT		APT - Exempt Employees	38.5%	98,863	38,062	136,925	68,466
307145	Student Svcs Professional 2	Anchorage	FT		PERS - Classified	48.6%	102	50	152	76
307220	Campus Services Printing 1	Anchorage	FT		PERS - Classified	48.6%	38,826	18,869	57,695	28,849
307225	Campus Services Generalist 4	Anchorage	FT		PERS - Classified	48.6%	41,594	20,215	61,809	30,906
307230	Campus Services Retail 2	Anchorage	FT		PERS - Classified	48.6%	38,101	18,517	56,618	28,310
307240	Campus Services Generalist 2	Anchorage	FT		PERS - Classified	48.6%	32,777	15,930	48,707	24,354
307250	Safety Svcs-Emerg Dispatcher 3	Anchorage	FT		PERS - Classified	48.6%	62,552	30,400	92,952	46,478
307270	Administrative Management 1	Anchorage	FT		APT - Exempt Employees	38.5%	61,955	23,853	85,808	42,906
307349	IS Professional 3A	Anchorage	FT		APT - Exempt Employees	38.5%	78,631	30,273	108,904	54,454
307352	Student Svcs Professional 3	Anchorage	FT		APT - Exempt Employees	38.5%	58,952	22,697	81,649	-
307353	Fiscal Professional 3	Anchorage	FT		APT - Exempt Employees	38.5%	76,267	29,363	105,630	52,817
307354	Fiscal Technician 3	Anchorage	FT		PERS - Classified	48.6%	41,190	20,018	61,208	30,606
307355	Assistant Professor	Anchorage	FT		United Academics BU	28.3%	74,506	21,085	95,591	47,798
307358	Athletics Training 2	Anchorage	FT		APT - Exempt Employees	38.5%	48,568	18,699	67,267	33,635
307359	Communications Manager 1	Anchorage	FT		APT - Exempt Employees	38.5%	100	-	100	-
307366	Communications Specialist 4	Anchorage	FT		APT - Exempt Employees	38.5%	55,544	21,384	76,928	38,466
307370	Development 3	Anchorage	FT		APT - Exempt Employees	38.5%	61,955	23,853	85,808	42,906
307371	Fiscal Professional 3	Anchorage	FT		APT - Exempt Employees	38.5%	100	-	100	-
307372	Admin Specialist 3	Anchorage	FT		APT - Exempt Employees	38.5%	100	-	100	-
307379	Admin Specialist 3	Anchorage	FT		APT - Exempt Employees	38.5%	65,746	25,312	91,058	45,531
307380	Associate Vice Chancellor	Anchorage	FT		Sr. Administrator	24.6%	139,606	34,343	173,949	86,978
307381	Fiscal Manager 3	Anchorage	FT		APT - Exempt Employees	38.5%	82,635	31,814	114,449	57,227
307391	Fiscal Manager 2	Anchorage	FT		APT - Exempt Employees	38.5%	86,000	33,110	119,110	59,558
307392	Fiscal Technician 2	Anchorage	FT		PERS - Classified	48.6%	43,319	21,053	64,372	32,187
307393	Administrative Professional 4	Anchorage	FT		APT - Exempt Employees	38.5%	118,266	45,532	163,798	81,903
307396	Administrative Management 5	Anchorage	FT		APT - Exempt Employees	38.5%	147,188	56,667	203,855	101,932
307399	Admin Specialist 2	Anchorage	FT		PERS - Classified	48.6%	133,285	64,777	198,062	99,035
307401	Admin Generalist 3	Anchorage	FT		PERS - Classified	48.6%	63,829	31,021	94,850	47,427
307406	Fiscal Technician 3	Anchorage	FT		PERS - Classified	48.6%	47,813	23,237	71,050	35,527
307407	Fiscal Technician 2	Anchorage	FT		PERS - Classified	48.6%	56,631	27,523	84,154	42,079
307408	Fiscal Technician 2	Anchorage	FT		PERS - Classified	48.6%	42,446	20,629	63,075	31,539
307409	Campus Services Generalist 3	Anchorage	FT		PERS - Classified	48.6%	100	-	100	-
307410	Administrative Management 4	Anchorage	FT		APT - Exempt Employees	38.5%	83,465	32,134	115,599	57,802

Component: Anchorage Campus (753)
RDU: University of Alaska Anchorage (235)
Notes:
1. If a position is split, an asterisk (*) will appear in the Split/Count column. If the split position is also counted in the component, two asterisks (**) will appear in the column.
2. "Pool" PCN refers to UA temporary positions, such as adjunct faculty; student employees; and other non-permanent staff. Multiple incumbents may share the same labor pool position number

PCN	Job Class Title	Location	Time Status	Split/ Count	Employee Class	Benefit Rate	Annual Budgeted Salary	Annual Benefits	Total Costs	UGF Estimate
307411	Communications Specialist 3	Anchorage	FT		PERS - Classified	48.6%	74,840	36,372	111,212	55,609
307412	Fiscal Technician 4	Anchorage	FT		PERS - Classified	48.6%	50,773	24,676	75,449	37,726
307415	Admin Specialist 1	Anchorage	FT		PERS - Classified	48.6%	50,773	24,676	75,449	37,726
307417	Executive Director	Anchorage	FT		Sr. Administrator	24.6%	108,596	26,715	135,311	67,658
307419	Fiscal Professional 1	Anchorage	FT		PERS - Classified	48.6%	52,286	25,411	77,697	38,850
307420	Fiscal Professional 2	Anchorage	FT		APT - Exempt Employees	38.5%	56,077	21,590	77,667	38,835
307421	Campus Services Generalist 2	Anchorage	FT		PERS - Classified	48.6%	42,446	20,629	63,075	31,539
307424	Safety Svcs-Emerg Dispatcher 1	Anchorage	FT		PERS - Classified	48.6%	46,450	22,575	69,025	34,514
307426	Fiscal Professional 3	Anchorage	FT		APT - Exempt Employees	38.5%	77,843	29,970	107,813	53,909
307427	Fiscal Technician 3	Anchorage	FT		PERS - Classified	48.6%	51,796	25,173	76,969	38,486
307429	Safety Svcs-Emerg Dispatcher 1	Anchorage	FT		PERS - Classified	48.6%	46,453	22,576	69,029	34,516
307431	IS Professional 5A	Anchorage	FT		APT - Exempt Employees	38.5%	66,439	25,579	92,018	46,011
307439	Admin Specialist 2	Anchorage	FT		PERS - Classified	48.6%	62,551	30,400	92,951	46,477
307441	Vice Chancellor (Admin)	Anchorage	FT		Officer	24.6%	184,565	45,403	229,968	114,989
307443	Admin Specialist 4	Anchorage	FT		APT - Exempt Employees	38.5%	69,089	26,599	95,688	47,846
307525	Research Professional 2	Anchorage	FT		APT - Exempt Employees	38.5%	57,802	22,254	80,056	40,030
307545	Fiscal Manager 3	Anchorage	FT		APT - Exempt Employees	38.5%	81,037	31,199	112,236	56,121
307550	Student Svcs Manager 3	Anchorage	FT		APT - Exempt Employees	38.5%	100	-	100	-
307560	Safety Svcs-Parking 2	Anchorage	FT		PERS - Classified	48.6%	43,724	21,250	64,974	-
307580	Safety Svcs-Police 3	Anchorage	FT		PERS - Classified	48.6%	79,461	38,618	118,079	59,042
307622	Safety Svcs-Police 2	Anchorage	FT		PERS - Classified	48.6%	100	-	100	-
307626	Research Technician 4	Anchorage	FT		PERS - Classified	48.6%	50,773	24,676	75,449	37,726
307628	Fiscal Technician 3	Anchorage	FT		PERS - Classified	48.6%	46,451	22,575	69,026	34,515
307632	Safety Svcs-Police 2	Anchorage	FT		PERS - Classified	48.6%	71,879	34,933	106,812	53,408
307634	Safety Svcs-Police 2	Anchorage	FT		PERS - Classified	48.6%	71,879	34,933	106,812	53,408
307636	Safety Svcs-Police 2	Anchorage	FT		PERS - Classified	48.6%	71,879	34,933	106,812	53,408
307640	Admin Specialist 3	Anchorage	FT		APT - Exempt Employees	38.5%	71,177	27,403	98,580	49,292
307642	Campus Services Generalist 4	Anchorage	FT		PERS - Classified	48.6%	50,241	24,417	74,658	37,331
307646	Fiscal Technician 3	Anchorage	PT		PERS - Classified	48.6%	46,450	22,575	69,025	34,514
307650	Environmental Health/Safety 3	Anchorage	FT		APT - Exempt Employees	38.5%	79,461	30,592	110,053	55,029
307652	Communications Specialist 3	Anchorage	FT		PERS - Classified	48.6%	26,409	12,835	39,244	14,717
307656	Fiscal Technician 3	Anchorage	FT		PERS - Classified	48.6%	48,814	23,724	72,538	36,270
307658	Fiscal Professional 3	Anchorage	FT		APT - Exempt Employees	38.5%	67,705	26,066	93,771	46,888
307662	Fiscal Manager 2	Anchorage	FT		APT - Exempt Employees	38.5%	100	-	100	-
307672	Fiscal Technician 3	Anchorage	FT		PERS - Classified	48.6%	46,450	22,575	69,025	34,514

Component: Anchorage Campus (753)
RDU: University of Alaska Anchorage (235)
Notes:
1. If a position is split, an asterisk (*) will appear in the Split/Count column. If the split position is also counted in the component, two asterisks (**) will appear in the column.
2. "Pool" PCN refers to UA temporary positions, such as adjunct faculty; student employees; and other non-permanent staff. Multiple incumbents may share the same labor pool position number

PCN	Job Class Title	Location	Time Status	Split/ Count	Employee Class	Benefit Rate	Annual Budgeted Salary	Annual Benefits	Total Costs	UGF Estimate
307692	Campus Services Generalist 2	Anchorage	FT		PERS - Classified	48.6%	42,446	20,629	63,075	31,539
307698	Communications Specialist 5	Anchorage	FT		APT - Exempt Employees	38.5%	68,387	26,329	94,716	47,360
307749	IS Ops Technician 3	Anchorage	FT		PERS - Classified	48.6%	54,969	26,715	81,684	36,759
307751	Athletics Training 2	Anchorage	FT		APT - Exempt Employees	38.5%	42,310	16,289	58,599	29,301
307753	Library Technician 1	Anchorage	FT		PERS - Classified	48.6%	33,799	16,426	50,225	25,114
307755	Environmental Health/Safety 3	Anchorage	FT		APT - Exempt Employees	38.5%	84,317	32,462	116,779	58,392
307756	Safety Svcs-Parking 2	Anchorage	FT		PERS - Classified	48.6%	42,041	20,432	62,473	-
307757	Admin Generalist 4	Anchorage	FT		PERS - Classified	48.6%	49,304	23,962	73,266	36,634
307758	Admin Generalist 2	Anchorage	FT		PERS - Classified	48.6%	100	-	100	-
307760	Administrative Professional 4	Anchorage	FT		APT - Exempt Employees	38.5%	95,967	36,947	132,914	66,460
307762	Fiscal Technician 3	Anchorage	FT		PERS - Classified	48.6%	46,450	22,575	69,025	34,514
307763	Fiscal Technician 3	Anchorage	FT		PERS - Classified	48.6%	46,450	22,575	69,025	34,514
307764	Fiscal Technician 3	Anchorage	FT		PERS - Classified	48.6%	48,814	23,724	72,538	36,270
307765	Fiscal Technician 3	Anchorage	FT		PERS - Classified	48.6%	47,813	23,237	71,050	35,527
307768	Admin Specialist 1	Anchorage	FT		PERS - Classified	48.6%	48,814	23,724	72,538	36,270
307769	Safety Svcs-Police 2	Anchorage	FT		PERS - Classified	48.6%	71,879	34,933	106,812	53,408
307770	Fiscal Manager 3	Anchorage	FT		APT - Exempt Employees	38.5%	102,911	39,621	142,532	71,269
307771	Administrative Management 5	Anchorage	FT		APT - Exempt Employees	38.5%	312,606	120,353	432,959	216,489
307772	IS Professional 5A	Anchorage	FT		APT - Exempt Employees	38.5%	98,863	38,062	136,925	68,466
307773	Fiscal Professional 2	Anchorage	FT		APT - Exempt Employees	38.5%	67,066	25,820	92,886	46,445
307774	Safety Svcs-Emerg Dispatcher 1	Anchorage	FT		PERS - Classified	48.6%	58,951	28,650	87,601	43,803
307775	Fiscal Professional 2	Anchorage	FT		APT - Exempt Employees	38.5%	81,825	31,503	113,328	56,666
307776	Safety Svcs-Police 3	Anchorage	FT		PERS - Classified	48.6%	79,461	38,618	118,079	59,042
307777	Administrative Management 4	Anchorage	FT		APT - Exempt Employees	38.5%	100	-	100	-
307778	IS Net Technician 7	Anchorage	FT		PERS - Classified	48.6%	65,085	31,631	96,716	48,360
307780	IS Consultant 2A	Anchorage	FT		PERS - Classified	48.6%	52,818	25,670	78,488	39,246
307782	IS Manager 3	Anchorage	FT		APT - Exempt Employees	38.5%	99,885	38,456	138,341	69,173
307783	IS Consultant 5A	Anchorage	FT		APT - Exempt Employees	38.5%	77,843	29,970	107,813	53,909
307784	Administrative Management 4	Anchorage	FT		APT - Exempt Employees	38.5%	100	-	100	-
307785	Research Professional 4	Anchorage	FT		APT - Exempt Employees	38.5%	104,976	40,416	145,392	72,699
307786	Administrative Management 3	Anchorage	FT		APT - Exempt Employees	38.5%	99,886	38,456	138,342	69,174
307787	Fiscal Manager 4	Anchorage	FT		APT - Exempt Employees	38.5%	129,362	49,804	179,166	89,587
307800	Development 5	Anchorage	FT		APT - Exempt Employees	38.5%	94,988	36,570	131,558	65,782
307802	Fiscal Technician 3	Anchorage	FT		PERS - Classified	48.6%	55,544	26,994	82,538	41,271
307804	Communications Specialist 3	Anchorage	FT		PERS - Classified	48.6%	52,818	25,670	78,488	39,246

Component: Anchorage Campus (753)
RDU: University of Alaska Anchorage (235)
Notes:
1. If a position is split, an asterisk (*) will appear in the Split/Count column. If the split position is also counted in the component, two asterisks (**) will appear in the column.
2. "Pool" PCN refers to UA temporary positions, such as adjunct faculty; student employees; and other non-permanent staff. Multiple incumbents may share the same labor pool position number

PCN	Job Class Title	Location	Time Status	Split/ Count	Employee Class	Benefit Rate	Annual Budgeted Salary	Annual Benefits	Total Costs	UGF Estimate
307806	Development 2	Anchorage	FT		PERS - Classified	48.6%	54,437	26,456	80,893	-
307808	Administrative Management 5	Anchorage	FT		APT - Exempt Employees	38.5%	112,515	43,318	155,833	77,920
307812	Communications Manager 3	Anchorage	FT		APT - Exempt Employees	38.5%	94,093	36,226	130,319	65,162
307816	Research Professional 2	Anchorage	FT		APT - Exempt Employees	38.5%	61,358	23,623	84,981	42,492
307818	Administrative Professional 1	Anchorage	FT		APT - Exempt Employees	38.5%	81,825	31,503	113,328	56,666
307822	Safety Svcs-Police 2	Anchorage	FT		PERS - Classified	48.6%	71,879	34,933	106,812	53,408
307824	Safety Svcs-Police 2	Anchorage	FT		PERS - Classified	48.6%	71,879	34,933	106,812	53,408
307826	Fiscal Professional 1	Anchorage	FT		PERS - Classified	48.6%	53,393	25,949	79,342	39,673
307828	IS Consultant 5A	Anchorage	FT		APT - Exempt Employees	38.5%	88,619	34,118	122,737	61,371
307831	Development 4	Anchorage	FT		APT - Exempt Employees	38.5%	71,177	27,403	98,580	49,292
307832	Development 4	Anchorage	FT		APT - Exempt Employees	38.5%	100	-	100	-
307833	Training & Development 5	Anchorage	FT		APT - Exempt Employees	38.5%	79,461	30,592	110,053	55,029
307834	Communications Specialist 3	Anchorage	FT		PERS - Classified	48.6%	41,069	19,960	61,029	30,516
307835	IS Net Technician 7	Anchorage	FT		PERS - Classified	48.6%	62,551	30,400	92,951	46,477
307836	Development 4	Anchorage	FT		APT - Exempt Employees	38.5%	74,840	28,813	103,653	51,829
308005	Administrative Professional 2	Anchorage	FT		APT - Exempt Employees	38.5%	166,930	64,268	231,198	115,604
308015	Professor	Anchorage	FT		United Academics BU	28.3%	81,869	23,169	105,038	52,521
308020	Campus Services Printing 1	Anchorage	FT		PERS - Classified	48.6%	100	-	100	-
308025	Admin Specialist 2	Anchorage	FT		PERS - Classified	48.6%	103,592	50,346	153,938	76,972
308040	Fac Svcs-MO&U Supervisor 4	Anchorage	FT		APT - Exempt Employees	38.5%	87,767	33,790	121,557	60,781
308055	Crafts & Trades II (CT2)	Anchorage	FT		AHECTE- Labor Trades & Crafts	47.2%	62,104	29,313	91,417	45,711
308060	Environmental Health/Safety 3	Anchorage	FT		APT - Exempt Employees	38.5%	100	-	100	-
308070	Crafts & Trades III (CT3)	Anchorage	FT		AHECTE- Labor Trades & Crafts	47.2%	64,596	30,489	95,085	47,545
308075	Fac Svcs-MO&U Supervisor 5	Anchorage	FT		APT - Exempt Employees	38.5%	91,303	35,152	126,455	63,230
308080	Crafts & Trades I (CT1)	Anchorage	FT		AHECTE- Labor Trades & Crafts	47.2%	56,311	26,579	82,890	41,447
308082	Crafts & Trades I (CT1)	Anchorage	FT		AHECTE- Labor Trades & Crafts	47.2%	49,028	23,141	72,169	36,086
308085	Crafts & Trades III (CT3)	Anchorage	FT		AHECTE- Labor Trades & Crafts	47.2%	63,339	29,896	93,235	46,620
308090	Crafts & Trades I (CT1)	Anchorage	FT		AHECTE- Labor Trades & Crafts	47.2%	50,007	23,603	73,610	36,807
308092	Crafts & Trades III (CT3)	Anchorage	FT		AHECTE- Labor Trades & Crafts	47.2%	76,735	36,219	112,954	56,479
308100	Crafts & Trades III (CT3)	Anchorage	FT		AHECTE- Labor Trades & Crafts	47.2%	68,600	32,379	100,979	50,492
308105	Crafts & Trades III (CT3)	Anchorage	FT		AHECTE- Labor Trades & Crafts	47.2%	68,600	32,379	100,979	50,492
308110	Fac Engineering 2	Anchorage	FT		PERS - Classified	48.6%	130,168	63,262	193,430	96,719
308135	Crafts & Trades I (CT1)	Anchorage	FT		AHECTE- Labor Trades & Crafts	47.2%	112,622	53,158	165,780	82,893
308150	Crafts & Trades II (CT2)	Anchorage	FT		AHECTE- Labor Trades & Crafts	47.2%	60,869	28,730	89,599	44,802
308165	Crafts & Trades III (CT3)	Anchorage	FT		AHECTE- Labor Trades & Crafts	47.2%	78,269	36,943	115,212	57,609

Component: Anchorage Campus (753)
RDU: University of Alaska Anchorage (235)
Notes:
1. If a position is split, an asterisk (*) will appear in the Split/Count column. If the split position is also counted in the component, two asterisks (**) will appear in the column.
2. "Pool" PCN refers to UA temporary positions, such as adjunct faculty; student employees; and other non-permanent staff. Multiple incumbents may share the same labor pool position number

PCN	Job Class Title	Location	Time Status	Split/ Count	Employee Class	Benefit Rate	Annual Budgeted Salary	Annual Benefits	Total Costs	UGF Estimate
308180	Fac Svcs-MO&U Supervisor 5	Anchorage	FT		APT - Exempt Employees	38.5%	88,619	34,118	122,737	61,371
308185	Maint Service Worker IV (MSW4)	Anchorage	FT		AHECTE- Labor Trades & Crafts	47.2%	45,321	21,392	66,713	33,358
308190	Maint Service Worker IV (MSW4)	Anchorage	FT		AHECTE- Labor Trades & Crafts	47.2%	96,180	45,397	141,577	70,792
308195	Maint Service Workr III (MSW3)	Anchorage	FT		AHECTE- Labor Trades & Crafts	47.2%	49,070	23,161	72,231	36,117
308200	Maint Service Worker IV (MSW4)	Anchorage	FT		AHECTE- Labor Trades & Crafts	47.2%	96,180	45,397	141,577	70,792
308205	Fac Engineering 5	Anchorage	FT		APT - Exempt Employees	38.5%	95,967	36,947	132,914	66,460
308210	Admin Specialist 2	Anchorage	FT		PERS - Classified	48.6%	101,546	49,351	150,897	75,452
308215	Crafts & Trades I (CT1)	Anchorage	FT		AHECTE- Labor Trades & Crafts	47.2%	50,007	23,603	73,610	36,807
308220	Crafts & Trades II (CT2)	Anchorage	FT		AHECTE- Labor Trades & Crafts	47.2%	59,654	28,157	87,811	43,907
308235	Admin Specialist 2	Anchorage	FT		PERS - Classified	48.6%	55,544	26,994	82,538	41,271
308245	Maint Service Worker IV (MSW4)	Anchorage	FT		AHECTE- Labor Trades & Crafts	47.2%	51,008	24,076	75,084	37,544
308250	Fac Svcs-MO&U Supervisor 4	Anchorage	FT		APT - Exempt Employees	38.5%	82,635	31,814	114,449	57,227
308260	Crafts & Trades I (CT1)	Anchorage	FT		AHECTE- Labor Trades & Crafts	47.2%	56,311	26,579	82,890	41,447
308270	Fac Svcs-MO&U Supervisor 4	Anchorage	FT		APT - Exempt Employees	38.5%	82,632	31,813	114,445	57,225
308285	Maint Service Worker IV (MSW4)	Anchorage	FT		AHECTE- Labor Trades & Crafts	47.2%	96,180	45,397	141,577	70,792
308290	Administrative Professional 4	Anchorage	FT		APT - Exempt Employees	38.5%	100	-	100	-
308300	Crafts & Trades III (CT3)	Anchorage	FT		AHECTE- Labor Trades & Crafts	47.2%	67,235	31,735	98,970	49,487
308305	Crafts & Trades II (CT2)	Anchorage	FT		AHECTE- Labor Trades & Crafts	47.2%	63,339	29,896	93,235	46,620
308310	Professor	Anchorage	FT		United Academics BU	28.3%	106,018	30,003	136,021	68,014
308315	Crafts & Trades III (CT3)	Anchorage	FT		AHECTE- Labor Trades & Crafts	47.2%	76,735	36,219	112,954	56,479
308320	IS Professional 3A	Anchorage	FT		APT - Exempt Employees	38.5%	79,461	30,592	110,053	55,029
308325	Maint Service Worker IV (MSW4)	Anchorage	FT		AHECTE- Labor Trades & Crafts	47.2%	96,180	45,397	141,577	70,792
308330	Assistant Professor	Anchorage	FT		United Academics BU	28.3%	119,995	33,959	153,954	76,980
308360	Student Svcs Professional 2	Anchorage	FT		PERS - Classified	48.6%	50,773	24,676	75,449	37,726
308370	Student Svcs Manager 3	Anchorage	FT		APT - Exempt Employees	38.5%	93,156	35,865	129,021	64,513
308380	Crafts & Trades III (CT3)	Anchorage	FT		AHECTE- Labor Trades & Crafts	47.2%	71,347	33,676	105,023	52,514
308430	Crafts & Trades III (CT3)	Anchorage	FT		AHECTE- Labor Trades & Crafts	47.2%	64,596	30,489	95,085	47,545
308450	Admin Specialist 2	Anchorage	FT		PERS - Classified	48.6%	55,544	26,994	82,538	41,271
308452	Administrative Management 5	Anchorage	FT		APT - Exempt Employees	38.5%	148,679	57,241	205,920	102,965
308453	Safety Svcs-Police 2	Anchorage	FT		PERS - Classified	48.6%	71,879	34,933	106,812	53,408
308455	Safety Svcs-Emerg Dispatcher 1	Anchorage	FT		PERS - Classified	48.6%	54,437	26,456	80,893	40,448
308456	Safety Svcs-Emerg Dispatcher 1	Anchorage	FT		PERS - Classified	48.6%	57,802	28,092	85,894	42,949
308502	Maint Service Workr III (MSW3)	Anchorage	FT		AHECTE- Labor Trades & Crafts	47.2%	96,180	45,397	141,577	70,792
308503	Crafts & Trades II (CT2)	Anchorage	FT		AHECTE- Labor Trades & Crafts	47.2%	56,247	26,549	82,796	41,400
308504	Admin Specialist 2	Anchorage	FT		PERS - Classified	48.6%	145,250	70,592	215,842	107,925

Component: Anchorage Campus (753)
RDU: University of Alaska Anchorage (235)
Notes:
1. If a position is split, an asterisk (*) will appear in the Split/Count column. If the split position is also counted in the component, two asterisks (**) will appear in the column.
2. "Pool" PCN refers to UA temporary positions, such as adjunct faculty; student employees; and other non-permanent staff. Multiple incumbents may share the same labor pool position number

PCN	Job Class Title	Location	Time Status	Split/ Count	Employee Class	Benefit Rate	Annual Budgeted Salary	Annual Benefits	Total Costs	UGF Estimate
308505	Crafts & Trades III (CT3)	Anchorage	FT		AHECTE- Labor Trades & Crafts	47.2%	69,941	33,012	102,953	51,479
308506	Crafts & Trades II (CT2)	Anchorage	FT		AHECTE- Labor Trades & Crafts	47.2%	63,318	29,886	93,204	46,604
308507	Crafts & Trades II (CT2)	Anchorage	FT		AHECTE- Labor Trades & Crafts	47.2%	56,247	26,549	82,796	41,400
308508	Fac Svcs-MO&U Supervisor 4	Anchorage	FT		APT - Exempt Employees	38.5%	73,328	28,231	101,559	50,782
308509	Maint Service Worker IV (MSW4)	Anchorage	FT		AHECTE- Labor Trades & Crafts	47.2%	45,321	21,392	66,713	33,358
308513	Crafts & Trades III (CT3)	Anchorage	FT		AHECTE- Labor Trades & Crafts	47.2%	65,895	31,102	96,997	48,501
308514	Crafts & Trades III (CT3)	Anchorage	FT		AHECTE- Labor Trades & Crafts	47.2%	63,339	29,896	93,235	46,620
308515	Crafts & Trades II (CT2)	Anchorage	FT		AHECTE- Labor Trades & Crafts	47.2%	56,247	26,549	82,796	41,400
308517	Fac Svcs-MO&U Supervisor 4	Anchorage	FT		APT - Exempt Employees	38.5%	233,529	89,909	323,438	161,726
308518	Maint Service Worker IV (MSW4)	Anchorage	FT		AHECTE- Labor Trades & Crafts	47.2%	48,090	22,698	70,788	35,396
308519	Crafts & Trades II (CT2)	Anchorage	FT		AHECTE- Labor Trades & Crafts	47.2%	63,318	29,886	93,204	46,604
308520	Fac Engineering 5	Anchorage	FT		APT - Exempt Employees	38.5%	117,073	45,073	162,146	81,077
308522	Library Technician 3	Anchorage	FT		PERS - Classified	48.6%	45,044	21,891	66,935	33,469
308525	Administrative Management 2	Anchorage	FT		APT - Exempt Employees	38.5%	177,238	68,237	245,475	122,743
308528	Fac Engineering 6	Anchorage	FT		APT - Exempt Employees	38.5%	110,322	42,474	152,796	76,401
308529	Fac Engineering 5	Anchorage	FT		APT - Exempt Employees	38.5%	98,863	38,062	136,925	68,466
308530	Fac Engineering 3	Anchorage	FT		APT - Exempt Employees	38.5%	173,788	66,908	240,696	120,353
308531	Fac Svcs-MO&U Supervsr 3 (NE)	Anchorage	FT		PERS - Classified	48.6%	143,758	69,866	213,624	106,817
308532	Fac Engineering 7	Anchorage	FT		APT - Exempt Employees	38.5%	137,284	52,854	190,138	95,073
308533	Admin Specialist 3	Anchorage	FT		APT - Exempt Employees	38.5%	59,548	22,926	82,474	41,239
308534	Crafts & Trades III (CT3)	Anchorage	FT		AHECTE- Labor Trades & Crafts	47.2%	67,237	31,736	98,973	49,489
308536	Professor	Anchorage	FT		United Academics BU	28.3%	89,263	25,261	114,524	57,265
308537	Crafts & Trades II (CT2)	Anchorage	FT		AHECTE- Labor Trades & Crafts	47.2%	63,318	29,886	93,204	46,604
308538	Crafts & Trades III (CT3)	Anchorage	FT		AHECTE- Labor Trades & Crafts	47.2%	64,596	30,489	95,085	47,545
308539	Maint Service Worker IV (MSW4)	Anchorage	FT		AHECTE- Labor Trades & Crafts	47.2%	96,180	45,397	141,577	70,792
308540	Student Svcs Professional 3	Anchorage	FT		APT - Exempt Employees	38.5%	80,207	30,880	111,087	55,546
308542	Admin Specialist 3	Anchorage	FT		APT - Exempt Employees	38.5%	55,544	21,384	76,928	3,462
308543	Fiscal Professional 2	Anchorage	FT		APT - Exempt Employees	38.5%	100	-	100	-
308544	Fiscal Manager 1	Anchorage	FT		APT - Exempt Employees	38.5%	82,635	31,814	114,449	57,227
308545	FAC Svcs Drafting 1	Anchorage	FT		PERS - Classified	48.6%	63,169	30,700	93,869	46,937
308547	Admin Specialist 2	Anchorage	FT		PERS - Classified	48.6%	72,625	35,296	107,921	53,963
308548	Student Svcs Manager 2	Anchorage	FT		APT - Exempt Employees	38.5%	92,219	35,504	127,723	63,864
308549	IS Net Technician 7	Anchorage	FT		PERS - Classified	48.6%	62,551	30,400	92,951	46,477
308550	Professor	Anchorage	FT		United Academics BU	28.3%	120,104	33,989	154,093	77,050
308552	Safety Svcs-Parking 1	Anchorage	FT		PERS - Classified	48.6%	38,101	18,517	56,618	-

Component: Anchorage Campus (753)
RDU: University of Alaska Anchorage (235)
Notes:
1. If a position is split, an asterisk (*) will appear in the Split/Count column. If the split position is also counted in the component, two asterisks (**) will appear in the column.
2. "Pool" PCN refers to UA temporary positions, such as adjunct faculty; student employees; and other non-permanent staff. Multiple incumbents may share the same labor pool position number

PCN	Job Class Title	Location	Time Status	Split/ Count	Employee Class	Benefit Rate	Annual Budgeted Salary	Annual Benefits	Total Costs	UGF Estimate
308554	Crafts & Trades III (CT3)	Anchorage	FT		AHECTE- Labor Trades & Crafts	47.2%	78,269	36,943	115,212	57,609
308556	Assistant Professor	Anchorage	FT		United Academics BU	28.3%	100	-	100	-
308557	Term Asst Professor	Anchorage	FT		United Academics BU	28.3%	68,687	19,438	88,125	44,065
308558	Fiscal Professional 1	Anchorage	FT		PERS - Classified	48.6%	65,746	31,953	97,699	48,851
308559	Library Technician 3	Anchorage	FT		PERS - Classified	48.6%	41,190	20,018	61,208	30,606
308560	Associate Professor	Anchorage	FT		United Academics BU	28.3%	100	-	100	-
308561	Assistant Professor	Anchorage	FT		United Academics BU	28.3%	68,687	19,438	88,125	44,065
308562	Assistant Professor	Anchorage	FT		United Academics BU	28.3%	75,731	21,432	97,163	48,584
308563	Student Svcs Professional 2	Anchorage	FT		PERS - Classified	48.6%	50,774	24,676	75,450	37,727
308564	Admin Generalist 2	Anchorage	FT		PERS - Classified	48.6%	102	50	152	76
308565	Research Professional 4	Anchorage	FT		APT - Exempt Employees	38.5%	104,976	40,416	145,392	72,699
308567	Professor	Anchorage	FT		United Academics BU	28.3%	128,794	36,449	165,243	82,625
308569	Training & Development 4	Anchorage	FT		APT - Exempt Employees	38.5%	100	-	100	-
308570	Associate Professor	Anchorage	FT		United Academics BU	28.3%	75,074	21,246	96,320	48,162
308571	Associate Professor	Anchorage	FT		United Academics BU	28.3%	72,883	20,626	93,509	46,757
308573	Associate Professor	Anchorage	FT		United Academics BU	28.3%	57,970	16,406	74,376	37,189
308574	Professor	Anchorage	FT		United Academics BU	28.3%	86,861	24,582	111,443	55,724
309005	Administrative Management 3	Anchorage	FT		APT - Exempt Employees	38.5%	100	-	100	-
309015	Campus Services Retail 4	Anchorage	FT		APT - Exempt Employees	38.5%	100	-	100	-
309050	Campus Services Retail 5	Anchorage	FT		APT - Exempt Employees	38.5%	55,544	21,384	76,928	-
309055	Admin Generalist 2	Anchorage	FT		PERS - Classified	48.6%	47,813	23,237	71,050	35,527
309125	Safety Svcs-Parking 1	Anchorage	FT		PERS - Classified	48.6%	37,675	18,310	55,985	-
309145	Admin Generalist 4	Anchorage	FT		PERS - Classified	48.6%	56,630	27,522	84,152	4,208
309155	Student Svcs Manager 2	Anchorage	FT		APT - Exempt Employees	38.5%	100	-	100	-
309160	Campus Services Retail 3	Anchorage	FT		APT - Exempt Employees	38.5%	100	-	100	-
309170	Crafts & Trades I (CT1)	Anchorage	FT		AHECTE- Labor Trades & Crafts	47.2%	54,160	25,564	79,724	-
309175	Crafts & Trades II (CT2)	Anchorage	FT		AHECTE- Labor Trades & Crafts	47.2%	62,103	29,313	91,416	-
309186	Fac Svcs-MO&U Supervisor 4	Anchorage	FT		APT - Exempt Employees	38.5%	75,542	29,084	104,626	-
309190	Safety Svcs-Police 2	Anchorage	FT		PERS - Classified	48.6%	58,952	28,651	87,603	43,803
309192	Fiscal Professional 2	Anchorage	FT		APT - Exempt Employees	38.5%	60,720	23,377	84,097	-
309196	Fiscal Professional 1	Anchorage	FT		PERS - Classified	48.6%	55,544	26,994	82,538	-
309197	Fiscal Technician 2	Anchorage	FT		PERS - Classified	48.6%	48,816	23,725	72,541	-
309198	Campus Services Retail 4	Anchorage	FT		APT - Exempt Employees	38.5%	100	-	100	-
309199	Crafts & Trades II (CT2)	Anchorage	FT		AHECTE- Labor Trades & Crafts	47.2%	63,318	29,886	93,204	-
309200	Campus Services Retail 3	Anchorage	FT		APT - Exempt Employees	38.5%	100	-	100	-

Component: Anchorage Campus (753)
RDU: University of Alaska Anchorage (235)
Notes:
1. If a position is split, an asterisk (*) will appear in the Split/Count column. If the split position is also counted in the component, two asterisks (**) will appear in the column.
2. "Pool" PCN refers to UA temporary positions, such as adjunct faculty; student employees; and other non-permanent staff. Multiple incumbents may share the same labor pool position number

PCN	Job Class Title	Location	Time Status	Split/ Count	Employee Class	Benefit Rate	Annual Budgeted Salary	Annual Benefits	Total Costs	UGF Estimate
309201	Student Svcs Professional 3	Anchorage	FT		APT - Exempt Employees	38.5%	102,363	39,410	141,773	70,889
309203	Administrative Management 2	Anchorage	FT		APT - Exempt Employees	38.5%	100	-	100	-
309210	Admin Generalist 3	Anchorage	FT		PERS - Classified	48.6%	30,774	14,956	45,730	-
309301	Director (Academic-Faculty)	Anchorage	FT		Non-Represented Faculty	24.6%	102	25	127	64
309302	Training & Development 4	Anchorage	PT		APT - Exempt Employees	38.5%	65,746	25,312	91,058	19,579
309304	Campus Services Generalist 2	Anchorage	PT		PERS - Classified	48.6%	33,139	16,106	49,245	24,623
309306	Assistant Professor	Anchorage	FT		United Academics BU	28.3%	72,500	20,518	93,018	46,511
309307	Training & Development 2	Anchorage	FT		PERS - Classified	48.6%	102	50	152	76
309308	Research Professional 2	Anchorage	FT		APT - Exempt Employees	38.5%	100	-	100	-
309309	Admin Specialist 4	Anchorage	FT		APT - Exempt Employees	38.5%	95,967	36,947	132,914	11,963
309310	Student Svcs Professional 2	Anchorage	FT		PERS - Classified	48.6%	50,773	24,676	75,449	37,726
309312	Training & Development 3	Anchorage	FT		PERS - Classified	48.6%	61,359	29,820	91,179	11,398
309313	Admin Generalist 4	Anchorage	FT		PERS - Classified	48.6%	51,796	25,173	76,969	38,486
309316	Student Svcs Professional 3	Anchorage	FT		APT - Exempt Employees	38.5%	73,328	28,231	101,559	50,782
309317	Training & Development 4	Anchorage	FT		APT - Exempt Employees	38.5%	74,095	28,527	102,622	11,289
309320	Training & Development 4	Anchorage	FT		APT - Exempt Employees	38.5%	61,955	23,853	85,808	24,456
309321	Assistant Professor	Anchorage	FT		United Academics BU	28.3%	72,914	20,635	93,549	23,388
309323	Mental Health Provider 2	Anchorage	FT		APT - Exempt Employees	38.5%	88,619	34,118	122,737	61,371
309325	Term Instructor	Anchorage	FT		United Academics BU	28.3%	48,734	13,792	62,526	31,264
309326	Mental Health Provider 2	Anchorage	FT		APT - Exempt Employees	38.5%	100	-	100	-
309327	Associate Director/Faculty	Anchorage	FT		Non-Represented Faculty	24.6%	102	25	127	64
309328	Mental Health Provider 2	Anchorage	FT		APT - Exempt Employees	38.5%	50,107	19,291	69,398	-
309330	Student Svcs Professional 2	Anchorage	FT		PERS - Classified	48.6%	56,630	27,522	84,152	42,078
309331	Physical Health Provider 2	Anchorage	FT		PERS - Classified	48.6%	43,603	21,191	64,794	-
309332	Mental Health Provider 4	Anchorage	FT		APT - Exempt Employees	38.5%	100	-	100	-
309333	Term Instructor	Anchorage	FT		Non-Represented Faculty	24.6%	91,686	22,555	114,241	39,415
309334	Assistant Professor	Anchorage	FT		United Academics BU	28.3%	100	-	100	-
309338	Administrative Management 3	Anchorage	FT		APT - Exempt Employees	38.5%	81,823	31,502	113,325	22,099
309339	Physical Health Provider 4	Anchorage	PT		APT - Exempt Employees	38.5%	40,401	15,554	55,955	-
309341	Communications Manager 2	Anchorage	FT		APT - Exempt Employees	38.5%	77,097	29,682	106,779	53,392
309342	Term Instructor	Anchorage	FT		United Academics BU	28.3%	100	-	100	-
309343	Admin Specialist 2	Anchorage	FT		PERS - Classified	48.6%	57,547	27,968	85,515	14,873
309347	Fiscal Technician 4	Anchorage	FT		PERS - Classified	48.6%	102	50	152	76
309348	Research Professional 4	Anchorage	FT		APT - Exempt Employees	38.5%	102	39	141	71
309349	IS Ops Technician 2	Anchorage	FT		PERS - Classified	48.6%	55,544	26,994	82,538	26,413

Component: Anchorage Campus (753)
RDU: University of Alaska Anchorage (235)
Notes:
1. If a position is split, an asterisk (*) will appear in the Split/Count column. If the split position is also counted in the component, two asterisks (**) will appear in the column.
2. "Pool" PCN refers to UA temporary positions, such as adjunct faculty; student employees; and other non-permanent staff. Multiple incumbents may share the same labor pool position number

PCN	Job Class Title	Location	Time Status	Split/ Count	Employee Class	Benefit Rate	Annual Budgeted Salary	Annual Benefits	Total Costs	UGF Estimate
309350	Student Svcs Manager 2	Anchorage	FT		APT - Exempt Employees	38.5%	84,317	32,462	116,779	58,392
309351	Student Svcs Technician 3	Anchorage	FT		PERS - Classified	48.6%	58,952	28,651	87,603	43,803
309353	Physical Health Provider 3	Anchorage	FT		APT - Exempt Employees	38.5%	73,071	28,132	101,203	-
309354	Admin Specialist 3	Anchorage	PT		APT - Exempt Employees	38.5%	58,952	22,697	81,649	40,826
309356	Term Asst Professor	Anchorage	FT		United Academics BU	28.3%	59,998	16,979	76,977	38,490
309357	Training & Development 4	Anchorage	FT		APT - Exempt Employees	38.5%	77,097	29,682	106,779	-
309358	Term Instructor	Anchorage	FT		United Academics BU	28.3%	57,002	16,132	73,134	36,568
309359	Training & Development 4	Anchorage	FT		APT - Exempt Employees	38.5%	100	-	100	-
309363	Fiscal Professional 2	Anchorage	FT		PERS - Classified	48.6%	55,546	26,995	82,541	19,811
309364	Associate Director/Faculty	Anchorage	FT		Non-Represented Faculty	24.6%	117,051	28,795	145,846	14,433
309365	Term Instructor	Anchorage	FT		United Academics BU	28.3%	57,564	16,291	73,855	36,929
309366	Research Technician 2	Anchorage	PT		PERS - Classified	48.6%	23,558	11,449	35,007	17,504
309369	Assistant Professor	Anchorage	FT		United Academics BU	28.3%	72,209	20,435	92,644	46,324
309371	Student Svcs Manager 1	Anchorage	FT		APT - Exempt Employees	38.5%	62,551	24,082	86,633	-
309372	Student Svcs Professional 2	Anchorage	FT		PERS - Classified	48.6%	43,228	21,009	64,237	-
309373	Admin Generalist 3	Anchorage	FT		PERS - Classified	48.6%	17,360	8,437	25,797	-
309374	Physical Health Provider 4	Anchorage	FT		APT - Exempt Employees	38.5%	48,303	18,597	66,900	33,451
309375	Mental Health Provider 1	Anchorage	FT		APT - Exempt Employees	38.5%	100	-	100	-
309376	Mental Health Provider 2	Anchorage	FT		APT - Exempt Employees	38.5%	64,286	24,750	89,036	-
309378	Term Instructor	Anchorage	FT		United Academics BU	28.3%	100	-	100	-
309379	Term Instructor	Anchorage	FT		United Academics BU	28.3%	57,564	16,291	73,855	36,929
309382	Admin Generalist 2	Anchorage	FT		PERS - Classified	48.6%	30,774	14,956	45,730	22,866
309383	Term Instructor	Anchorage	FT		United Academics BU	28.3%	57,564	16,291	73,855	36,929
309384	Research Professional 2	Anchorage	FT		APT - Exempt Employees	38.5%	100	-	100	-
309385	Research Professional 3	Anchorage	FT		APT - Exempt Employees	38.5%	102	39	141	71
309425	Research Professional 4	Anchorage	FT		APT - Exempt Employees	38.5%	100	-	100	-
309426	Research Professional 3	Anchorage	FT		APT - Exempt Employees	38.5%	2,715	1,045	3,760	1,880
309427	Research Professional 2	Anchorage	FT		APT - Exempt Employees	38.5%	60,102	23,139	83,241	36,628
500001	Assistant Professor	Anchorage	FT		United Academics BU	28.3%	100	-	100	-
500012	Associate Professor	Anchorage	FT		United Academics BU	28.3%	100	-	100	-
500031	Associate Professor	Anchorage	FT		United Academics BU	28.3%	100	-	100	-
500076	Assistant Professor	Anchorage	FT		United Academics BU	28.3%	100	-	100	-
500085	Term Asst Professor	Anchorage	FT		United Academics BU	28.3%	100	-	100	-
500187	Assistant Professor	Anchorage	FT		United Academics BU	28.3%	100	-	100	-
500229	Assistant Professor	Anchorage	FT		United Academics BU	28.3%	100	-	100	-

Personal Services Expenditure Detail
University of Alaska

Component: Anchorage Campus (753)
RDU: University of Alaska Anchorage (235)
Notes:
1. If a position is split, an asterisk (*) will appear in the Split/Count column. If the split position is also counted in the component, two asterisks (**) will appear in the column.
2. "Pool" PCN refers to UA temporary positions, such as adjunct faculty; student employees; and other non-permanent staff. Multiple incumbents may share the same labor pool position number

PCN	Job Class Title	Location	Time Status	Split/ Count	Employee Class	Benefit Rate	Annual Budgeted Salary	Annual Benefits	Total Costs	UGF Estimate
500311	Training & Development 4	Anchorage	FT		APT - Exempt Employees	38.5%	100	-	100	-
500499	Associate Professor	Anchorage	FT		United Academics BU	28.3%	100	-	100	-
540154	Administrative Professional 3	Anchorage	FT		APT - Exempt Employees	38.5%	100	-	100	-
540322	Instructional Designer 3	Anchorage	FT		APT - Exempt Employees	38.5%	100	-	100	-
580127	Associate Professor	Anchorage	FT		United Academics BU	28.3%	100	-	100	-
580156	Assistant Professor	Anchorage	FT		United Academics BU	28.3%	100	-	100	-
580349	Assistant Professor	Anchorage	FT		United Academics BU	28.3%	100	-	100	-
620021	Associate Professor	Anchorage	FT	*	United Academics BU	28.3%	21,228	6,008	27,236	13,618
620058	Term Asst Professor	Anchorage	FT	*	United Academics BU	28.3%	20,175	5,710	25,885	12,943
Pool	Adjunct Facilty	Anchorage	PT		Non-Represented Adjunct Faculty	0.0%	1,061,915	95,000	1,156,916	578,483
Pool	Adjunct Facilty	Anchorage	PT		UNAD Adjunct Faculty	0.0%	3,115,417	277,959	3,393,376	1,696,763
Pool	UA Labor Pool	Anchorage	PT		Labor Pool	0.0%	19,437,290		19,437,290	7,808,839
						Total Position Costs	108,912,832	30,399,737	139,312,569	64,634,132

Full Time Positions:	1,195
Part Time Positions:	37
Positions in Component:	**1,232**

Federal Receipts (1002)	4,946,076
General Fund Receipts (1004)	64,634,132
Interagency Receipts (1007)	967,164
University Receipts (1048)	58,655,479
UA Intra-agency Transfers (1174)	10,109,717
UA Funding	**139,312,569**

State of Alaska
FY2024 Governor's Operating Budget

University of Alaska
Small Business Development Center
Component Budget Summary

Component: Small Business Development Center

Contribution to Department's Mission

The Alaska Small Business Development Center and the Alaska Procurement Technical Assistance Center each receive state match funding and report through the suite of programs housed within the UAA Business Enterprise Institute (BEI). The UAA BEI mission is to develop and diversify Alaska's economy. The UAA BEI vision is to position the University of Alaska as a "go-to" industry partner. This engagement advances the economy and communities across Alaska through business and economic development. Additional programs that report through the UAA BEI include the UA Center for Economic Development, the Alaska Manufacturing Extension Partnership (Alaska MEP), the Alaska Cooperative Development Center (ACDC), the Center for Corporate and Professional Development (CCPD), the Applied Environmental Research Center (AERC), and then Center for Strategic Partnerships and Research (CSPR).

The Alaska Small Business Development Center (SBDC) has provided a direct link between UAA and businesses, entrepreneurs, and leaders throughout Alaska since 1986, offering free and confidential business advising, workshops, and online resources. Its mission is to celebrate, grow, and connect businesses in Alaska through experienced business coaching and innovative programs. The Alaska SBDC contributes directly to UA and UAA's mission by forming productive partnerships with public entities and private industries and enhancing Alaska’s communities and economic growth. SBDC network programs include BuyAlaska, The State Small Business Credit Initiative, and the Technology Research and Development Center. With offices in Anchorage, Fairbanks, Juneau, Ketchikan, Soldotna, Homer, Seward, and Wasilla, the SBDC’s statewide and rural outreach supports businesses and entrepreneurs at all levels of development to find pathways to sustainable growth.

The Alaska Procurement Technical Assistance Center (PTAC) was established in 1986 as part of the Procurement Technical Assistance Program (PTAP) created by the U.S. Department of Defense and has offices in Anchorage and Fairbanks, delivering services across the state. As a member of the National Association of Procurement Technical Assistance Centers, the Alaska PTAC provides businesses with personalized counseling, workshops and training, and the tools necessary to compete and perform successfully on federal, state, and local government contracts. Alaska PTAC has helped companies across the state navigate the often complex and challenging process of qualifying for and winning government contracts with its up-to-date market research, award-winning bid match program, ongoing technical support, a national network of procurement specialists, and targeted government program assistance. It serves to raise awareness of contracting opportunities at federal, state, and local levels.

Core Services

- Provide one-on-one counseling, informational seminars, resource referral, and affiliate program introductions.
- Provide real-time and online demand training to over 5,000 Alaskan businesses annually.
- Coordinate public and private resources to strengthen the overall business community.
- Use industry-leading software and resources to conduct market research tailored to client needs.
- Encourage in-state purchases of goods and services through a multi-media public awareness campaign (BuyAlaska) and by assisting Alaskan businesses, government entities and consumers in finding competitive, local sources for goods and services previously purchased outside Alaska.
- BuyAlaska partners include Norwegian Cruise Lines, Royal Caribbean Cruises, ACS, FedEx, Constant Contact, QuickBooks, and over 50 other local and national partners. BuyAlaska member businesses have been promoted globally through cruise ship mailing lists to millions of potential customers.
- Provide loan guarantees, loan collateral, loan participations, and equity fund investments to help lenders and investors provide new capital to Alaska’s small businesses through the State Small Business Credit Initiative.
- Provide procurement training, counseling, and solicitation support throughout the state, and help inform Alaskan businesses of government contracting opportunities through its award-winning Bid Match program.

Major Component Accomplishments in 2022

Supporting Alaska’s Businesses: The Alaska SBDC helped 2,000 clients in over 100 communities start 227 new businesses statewide, secure $55 million in new private sector funding, and support 6,500 jobs. The SBDC provided

$40 thousand in grant funding to five Alaskan innovators to help them apply for Small Business and Innovation Research grants, resulting in over $400 thousand in federal funding for their projects. The SBDC also partnered with the State of Alaska to secure $59 million in new funding for a loan guarantee, loan collateral, and loan participation funds to help underserved small businesses access private sector capital. These efforts have helped Alaskan entrepreneurs survive and thrive.

The Alaska PTAC provided technical assistance to 584 businesses in over 60 communities statewide. Clients received 1,670 hours of training and education on contracting topics. Additionally, the Alaska PTAC coordinated and hosted various Industry Day events. These events provide information on pending procurements, encourage competition, create a level playing field for all potential offerors, and educate businesses on procurement practices and policies. As a result of these core services, clients reported securing 1,256 government contracts worth $1 billion.

In addition to the University of Alaska Anchorage (RDU), additional effort was given to reskilling, recovery, and supporting the private and public sector recovery efforts through other programs.

Leveraging Applied Learning via Apprenticeships: The Center for Strategic Partnerships and Research (CSPR) is working with the United States Department of Labor (USDOL) and the Alaska Department of Labor and Workforce Development (AKDOL&WD) to help expand access to registered apprenticeship programs for the University of Alaska system. CSPR is currently engaging with each of the colleges at UAA and developing career pathways for students to “earn while you learn.” Additionally, CSPR works directly with UAA’s Community and Technical College and provides pathways for individuals who have completed registered apprenticeship programs to transfer their on-the-job training and related technical instruction toward college credit, expediting degree completion. This initiative includes multiple businesses and industry and education leaders to identify current issues, develop solutions, and provide career trajectories for individuals who have suffered unemployment and financial turmoil during the pandemic. The CSPR serves as an authorized sponsor for multi-occupation apprenticeships for the UA System, meaning that the UA System can now establish USDOL-registered apprenticeships for any occupation. New developments include a “Peer Support Specialist” apprenticeship program partnered with UAA’s College of Health and several local employers.

Providing Applied Learning Opportunities: The Applied Environmental Research Center (AERC) operates with zero general funds. AERC leverages a Cooperative Agreement between the University, the US Army Corps of Engineers (USACE), and the Department of Defense (DoD). The center serves to advance jobs and opportunities for Alaska. AERC employs University of Alaska faculty, staff, and students in various applied research activities. AERC contracts focus on studying environmental changes’ impact on species survival, population dynamics, pollutants, and the interactions between humans, wildlife, and the environment. Additionally, the AERC established the first registered apprenticeship program for research technicians, where students are offered positions in applied research after successful completion. The center was also recently awarded a new Cooperative Agreement with the National Park Service and will perform similar environmental, wildlife, and climate change-related research that supports the mission of the United States Department of the Interior. AERC was also awarded funding to provide “teach the teacher” outreach and assist Alaska rural communities with curriculum development in Science, Technology, Engineering, and Mathematics (STEM) at the local level. Activities through this National Science Foundation (NSF) award (Precipitating Change) engage rural communities in coastal erosion activities at their location and partner with various secondary schools.

Key Component Challenges

See University of Alaska Anchorage RDU.

Significant Changes in Results to be Delivered in FY2024

See University of Alaska Anchorage RDU.

Statutory and Regulatory Authority

No statutes and regulations.

Contact Information

Contact: Michelle Rizk, Vice President, University Relations
Phone: (907) 450-8187
E-mail: marizk@alaska.edu

Component Detail All Funds
University of Alaska

Component: Small Business Development Center (2911) Non-Formula Component
RDU: University of Alaska Anchorage (235)

	FY2022 Actuals	FY2023 Conference Committee	FY2023 Authorized	FY2023 Management Plan	FY2024 Governor	FY2023 Management Plan vs FY2024 Governor	
71000 Personal Services	1,681.5	2,436.2	2,436.2	2,436.2	2,436.2	0.0	0.0%
72000 Travel	8.3	32.0	32.0	32.0	32.0	0.0	0.0%
73000 Services	1,108.1	1,091.4	1,091.4	1,091.4	1,091.4	0.0	0.0%
74000 Commodities	12.2	125.0	125.0	125.0	125.0	0.0	0.0%
75000 Capital Outlay	0.0	0.0	0.0	0.0	0.0	0.0	0.0%
77000 Grants, Benefits	0.0	0.0	0.0	0.0	0.0	0.0	0.0%
78000 Miscellaneous	0.0	0.0	0.0	0.0	0.0	0.0	0.0%
Totals	**2,810.1**	**3,684.6**	**3,684.6**	**3,684.6**	**3,684.6**	**0.0**	**0.0%**
Fund Sources:							
1002 Fed Rcpts (Fed)	979.2	1,200.0	1,200.0	1,200.0	1,200.0	0.0	0.0%
1004 Gen Fund (UGF)	959.6	959.6	959.6	959.6	959.6	0.0	0.0%
1007 I/A Rcpts (Other)	0.0	250.0	250.0	250.0	250.0	0.0	0.0%
1048 Univ Rcpt (DGF)	8.8	550.0	550.0	550.0	550.0	0.0	0.0%
1174 UA I/A (Other)	548.3	725.0	725.0	725.0	725.0	0.0	0.0%
1265 COVID Fed (Fed)	314.2	0.0	0.0	0.0	0.0	0.0	0.0%
Unrestricted General (UGF)	**959.6**	**959.6**	**959.6**	**959.6**	**959.6**	**0.0**	**0.0%**
Designated General (DGF)	**8.8**	**550.0**	**550.0**	**550.0**	**550.0**	**0.0**	**0.0%**
Other Funds	**548.3**	**975.0**	**975.0**	**975.0**	**975.0**	**0.0**	**0.0%**
Federal Funds	**1,293.4**	**1,200.0**	**1,200.0**	**1,200.0**	**1,200.0**	**0.0**	**0.0%**
Positions:							
Permanent Full Time	0	0	0	0	0	0	0.0%
Permanent Part Time	0	0	0	0	0	0	0.0%
Non Permanent	0	0	0	0	0	0	0.0%

Change Record Detail - Multiple Scenarios with Descriptions
University of Alaska

Component: Small Business Development Center (2911)
RDU: University of Alaska Anchorage (235)

Scenario/Change Record Title	Trans Type	Totals	Personal Services	Travel	Services	Commodities	Capital Outlay	Grants, Benefits	Miscellaneous	Positions PFT	Positions PPT	Positions NP
********** Changes From FY2023 Conference Committee To FY2023 Authorized **********												
FY2023 Conference Committee												
	ConfCom	3,684.6	2,436.2	32.0	1,091.4	125.0	0.0	0.0	0.0	0	0	0
1002 Fed Rcpts	1,200.0											
1004 Gen Fund	959.6											
1007 I/A Rcpts	250.0											
1048 Univ Rcpt	550.0											
1174 UA I/A	725.0											
	Subtotal	**3,684.6**	**2,436.2**	**32.0**	**1,091.4**	**125.0**	**0.0**	**0.0**	**0.0**	**0**	**0**	**0**
********** Changes From FY2023 Authorized To FY2023 Management Plan **********												
University of Alaska FY2023 Transfer to Budget Reductions/Additions												
	Trout	-959.6	0.0	0.0	-959.6	0.0	0.0	0.0	0.0	0	0	0
1004 Gen Fund	-959.6											

Transfer FY2023 conference committee unrestricted general funds from all components to budget reductions/additions. Funds will be redistributed to adjust for the impact of the multiple years of budget reductions.

$288,941.1 - Budget Reductions/Additions - Systemwide
($6,458.9) - Systemwide Services
($4,896.1) - Office of Information Technology
($88,610.2) - Anchorage Campus
($959.6) - Small Business Development Center
($6,430.5) - Kenai Peninsula College
($2,351.3) - Kodiak College
($4,682.3) - Matanuska-Susitna College
($2,725.9) - Prince William Sound College
($129,336.8) - Fairbanks Campus
($1,145.0) - Bristol Bay College
($640.4) - Chukchi Campus
($4,843.7) - College of Rural and Community Development
($1,360.0) - Interior Alaska Campus
($2,451.3) - Kuskokwim Campus
($1,221.2) - Northwest Campus
($4,941.9) - UAF Community and Technical college
($21,712.1) - Juneau Campus
($1,899.8) - Ketchikan Campus
($2,274.1) - Sitka Campus

University of Alaska FY2023 Distribution of Base State Funds												
	Trin	959.6	0.0	0.0	959.6	0.0	0.0	0.0	0.0	0	0	0

Change Record Detail - Multiple Scenarios with Descriptions
University of Alaska

Component: Small Business Development Center (2911)
RDU: University of Alaska Anchorage (235)

Scenario/Change Record Title	Trans Type	Totals	Personal Services	Travel	Services	Commodities	Capital Outlay	Grants, Benefits	Miscellaneous	Positions PFT	Positions PPT	Positions NP
1004 Gen Fund		959.6										

Redistribute unrestricted general funds from budget reductions/additions to all components. Represents the resetting impact of the multi-year budget reductions and the limitations imposed given the dual appropriation. FY2023 increases for compensation, fixed costs, and programs are recorded in separate change records.

($272,733.5) - Budget Reductions/Additions - Systemwide
$8,994.9 - Systemwide Services
$5,570.3 - Office of Information Technology
$83,768.7 - Anchorage Campus
$959.6 - Small Business Development Center
$6,289.1 - Kenai Peninsula College
$2,303.3 - Kodiak College
$4,568.7 - Matanuska-Susitna College
$2,666.7 - Prince William Sound College
$120,838.3 - Fairbanks Campus
$1,100.3 - Bristol Bay College
$607.8 - Chukchi Campus
$4,786.3 - College of Rural and Community Development
$1,294.5 - Interior Alaska Campus
$2,324.6 - Kuskokwim Campus
$1,161.7 - Northwest Campus
$4,884.3 - UAF Community and Technical college
$17,076.2 - Juneau Campus
$1,602.9 - Ketchikan Campus
$1,935.3 - Sitka Campus

Subtotal	**3,684.6**	**2,436.2**	**32.0**	**1,091.4**	**125.0**	**0.0**	**0.0**	**0.0**	**0**	**0**	**0**

********** **Changes From FY2023 Management Plan To FY2024 Governor** **********

Totals	**3,684.6**	**2,436.2**	**32.0**	**1,091.4**	**125.0**	**0.0**	**0.0**	**0.0**	**0**	**0**	**0**

Personal Services Expenditure Detail
University of Alaska

Component: Small Business Development Center (2911)
RDU: University of Alaska Anchorage (235)
Notes:
1. If a position is split, an asterisk (*) will appear in the Split/Count column. If the split position is also counted in the component, two asterisks (**) will appear in the column.
2. "Pool" PCN refers to UA temporary positions, such as adjunct faculty; student employees; and other non-permanent staff. Multiple incumbents may share the same labor pool position number

PCN	Job Class Title	Location	Time Status	Split/ Count	Employee Class	Benefit Rate	Annual Budgeted Salary	Annual Benefits	Total Costs	UGF Estimate
Pool	UA Labor Pool	Anchorage	PT		Labor Pool	0.0%	2,436,239		2,436,239	790,239
						Total Position Costs	2,436,239	-	2,436,239	790,239

Full Time Positions:	
Part Time Positions:	
Positions in Component:	-

Federal Receipts (1002)	975,407
General Fund Receipts (1004)	790,239
Interagency Receipts (1007)	203,210
University Receipts (1048)	447,062
UA Intra-agency Transfers (1174)	20,321
UA Funding	**2,436,239**

State of Alaska
FY2024 Governor's Operating Budget

University of Alaska
Kenai Peninsula College
Component Budget Summary

Component: Kenai Peninsula College

Contribution to Department's Mission

Kenai Peninsula College (KPC) is part of the community campus system of the University of Alaska Anchorage, and is comprised of the Kenai River Campus in Soldotna, Kachemak Bay Campus in Homer, and Resurrection Bay Extension Site in Seward. Kenai Peninsula College is committed to excellence in education, training and lifelong learning by offering accessible opportunities in a supportive environment.

Core Services

- Academics: KPC offers two-year Associate of Arts and Associate of Applied Science degrees, as well as courses leading to technical certificates. Other four-year degree programs are available at KPC via distance delivery through other University of Alaska campuses. KPC also offers the UAA 2-year nursing degree at both campuses.
- Academics: KPC offers Occupational Endorsement Certificates in Ahtna Language, Conservation Ecology, Corrections, Dena'ina Language, Marine Mammal Biology, Petroleum Production, and Valve Repair & Maintenance. KPC offers Undergraduate Certificates in Ahtna Language Instruction, Corrections, Dena'ina Language Instruction, Petroleum Technology, and Welding Technology.
- Academics: KPC offers the Associate of Arts General Program and the Associate of Arts in Alaska Native Studies. It offers Associate of Applied Science degrees in General Business, Industrial Process instrumentation, Paramedical Technology, Process Technology, and Technology.
- Student Success and Access: KPC focuses on student success by providing academic advising, transfer information, financial aid assistance, library services, student counseling and advising, and free tutoring. It also serves students needing Adult Basic Education, GED tutoring and testing, English as a Second Language and literacy instruction.
- Dual Enrollment: KPC provides several ways for high school students to earn college credit, including individual admission as a non-degree seeking student, the Middle College School and Career and Technical Education opportunities for post-secondary credit in partnership with the Kenai Peninsula Borough School District (KPBSD), and the JumpStart Program, supported by both the Kenai Peninsula Borough and the KPBSD.
- Continuing Education and Professional Development: KPC partners with numerous organizations and agencies to provide professional development opportunities.
- Community Partnerships: KPC partners with over 100 businesses, community groups, organizations and agencies such as: KPBSD, Peninsula Job Center, Kenaitze Indian Tribe, Alaska State Parks, Alaska Department of Fish & Game, Cook Inletkeeper, Center for Alaskan Coastal Studies, Icicle Seafoods, Marathon, Homer Soil and Water Conservation District, the Kachemak Bay Land Trust, South Peninsula Hospital, Central Peninsula General Hospital, Homer Marine Trades Association and more.

Major Component Accomplishments in 2022

See University of Alaska Anchorage RDU.

Key Component Challenges

See University of Alaska Anchorage RDU.

Significant Changes in Results to be Delivered in FY2024

See University of Alaska Anchorage RDU.

Statutory and Regulatory Authority

No statutes and regulations.

Contact Information

Contact: Michelle Rizk, Vice President, University Relations
Phone: (907) 450-8187
E-mail: marizk@alaska.edu

Kenai Peninsula College
Personal Services Information

Authorized Positions	FY2023 Management Plan	FY2024 Governor	Personal Services Costs	
			Annual Salaries	0
Full-time	83	83	Premium Pay	0
Part-time	5	5	Annual Benefits	0
Nonpermanent	0	0	*Less % Vacancy Factor*	()
			Lump Sum Premium Pay	0
Totals	**88**	**88**	**Total Personal Services**	

Position Classification Summary

Job Class Title	Anchorage	Fairbanks	Juneau	Others	Total
No personal services.					
Totals	**0**	**0**	**0**	**0**	**0**

Component Detail All Funds
University of Alaska

Component: Kenai Peninsula College (756) Non-Formula Component
RDU: University of Alaska Anchorage (235)

	FY2022 Actuals	FY2023 Conference Committee	FY2023 Authorized	FY2023 Management Plan	FY2024 Governor	FY2023 Management Plan vs FY2024 Governor	
71000 Personal Services	0.0	10,256.4	10,256.4	11,482.0	11,764.9	282.9	2.5%
72000 Travel	0.0	132.5	132.5	138.8	138.8	0.0	0.0%
73000 Services	0.0	3,607.8	3,607.8	2,505.3	2,505.3	0.0	0.0%
74000 Commodities	0.0	1,871.7	1,871.7	1,750.4	1,750.4	0.0	0.0%
75000 Capital Outlay	0.0	109.0	109.0	187.5	187.5	0.0	0.0%
77000 Grants, Benefits	0.0	361.4	361.4	331.0	331.0	0.0	0.0%
78000 Miscellaneous	0.0	7.0	7.0	7.0	7.0	0.0	0.0%
Totals	**0.0**	**16,345.8**	**16,345.8**	**16,402.0**	**16,684.9**	**282.9**	**1.7%**
Fund Sources:							
1002 Fed Rcpts (Fed)	0.0	1,000.8	1,000.8	1,000.8	1,000.8	0.0	0.0%
1004 Gen Fund (UGF)	0.0	6,430.5	6,430.5	6,414.9	6,672.2	257.3	4.0%
1007 I/A Rcpts (Other)	0.0	489.3	489.3	489.3	489.3	0.0	0.0%
1048 Univ Rcpt (DGF)	0.0	8,186.7	8,186.7	8,186.7	8,212.3	25.6	0.3%
1151 VoTech Ed (DGF)	0.0	170.3	170.3	242.1	242.1	0.0	0.0%
1174 UA I/A (Other)	0.0	68.2	68.2	68.2	68.2	0.0	0.0%
Unrestricted General (UGF)	**0.0**	**6,430.5**	**6,430.5**	**6,414.9**	**6,672.2**	**257.3**	**4.0%**
Designated General (DGF)	**0.0**	**8,357.0**	**8,357.0**	**8,428.8**	**8,454.4**	**25.6**	**0.3%**
Other Funds	**0.0**	**557.5**	**557.5**	**557.5**	**557.5**	**0.0**	**0.0%**
Federal Funds	**0.0**	**1,000.8**	**1,000.8**	**1,000.8**	**1,000.8**	**0.0**	**0.0%**
Positions:							
Permanent Full Time	0	85	85	83	83	0	0.0%
Permanent Part Time	0	5	5	5	5	0	0.0%
Non Permanent	0	0	0	0	0	0	0.0%

Component Detail All Funds
University of Alaska

Component: Kenai Peninsula College (756) Non-Formula Component
RDU: University of Alaska Anchorage CC (699)

	FY2022 Actuals	FY2023 Conference Committee	FY2023 Authorized	FY2023 Management Plan	FY2024 Governor	FY2023 Management Plan vs FY2024 Governor	
71000 Personal Services	8,496.2	0.0	0.0	0.0	0.0	0.0	0.0%
72000 Travel	25.2	0.0	0.0	0.0	0.0	0.0	0.0%
73000 Services	2,084.3	0.0	0.0	0.0	0.0	0.0	0.0%
74000 Commodities	593.1	0.0	0.0	0.0	0.0	0.0	0.0%
75000 Capital Outlay	389.4	0.0	0.0	0.0	0.0	0.0	0.0%
77000 Grants, Benefits	358.0	0.0	0.0	0.0	0.0	0.0	0.0%
78000 Miscellaneous	0.0	0.0	0.0	0.0	0.0	0.0	0.0%
Totals	**11,946.2**	**0.0**	**0.0**	**0.0**	**0.0**	**0.0**	**0.0%**
Fund Sources:							
1004 Gen Fund (UGF)	6,289.1	0.0	0.0	0.0	0.0	0.0	0.0%
1007 I/A Rcpts (Other)	181.8	0.0	0.0	0.0	0.0	0.0	0.0%
1048 Univ Rcpt (DGF)	5,292.2	0.0	0.0	0.0	0.0	0.0	0.0%
1151 VoTech Ed (DGF)	183.1	0.0	0.0	0.0	0.0	0.0	0.0%
Unrestricted General (UGF)	**6,289.1**	**0.0**	**0.0**	**0.0**	**0.0**	**0.0**	**0.0%**
Designated General (DGF)	**5,475.3**	**0.0**	**0.0**	**0.0**	**0.0**	**0.0**	**0.0%**
Other Funds	**181.8**	**0.0**	**0.0**	**0.0**	**0.0**	**0.0**	**0.0%**
Federal Funds	**0.0**	**0.0**	**0.0**	**0.0**	**0.0**	**0.0**	**0.0%**
Positions:							
Permanent Full Time	85	0	0	0	0	0	0.0%
Permanent Part Time	5	0	0	0	0	0	0.0%
Non Permanent	0	0	0	0	0	0	0.0%

Change Record Detail - Multiple Scenarios with Descriptions
University of Alaska

Component: Kenai Peninsula College (756)
RDU: University of Alaska Anchorage (235)

Scenario/Change Record Title	Trans Type	Totals	Personal Services	Travel	Services	Commodities	Capital Outlay	Grants, Benefits	Miscellaneous	Positions PFT	Positions PPT	Positions NP
********** Changes From FY2023 Conference Committee To FY2023 Authorized **********												
FY2023 Conference Committee	ConfCom	16,345.8	10,256.4	132.5	3,607.8	1,871.7	109.0	361.4	7.0	85	5	0
1002 Fed Rcpts		1,000.8										
1004 Gen Fund		6,430.5										
1007 I/A Rcpts		489.3										
1048 Univ Rcpt		8,186.7										
1151 VoTech Ed		170.3										
1174 UA I/A		68.2										
	Subtotal	**16,345.8**	**10,256.4**	**132.5**	**3,607.8**	**1,871.7**	**109.0**	**361.4**	**7.0**	**85**	**5**	**0**
********** Changes From FY2023 Authorized To FY2023 Management Plan **********												
Align Authority with Anticipated Expenditures	LIT	0.0	1,147.5	6.3	-1,080.6	-121.3	78.5	-30.4	0.0	0	0	0

Transfers between expenditure categories that University of Alaska management and the Board of Regents have deemed necessary to accurately reflect expenditure levels for FY2023.

Transfer Positions Between Allocations for Anticipated Needs	PosAdj	0.0	0.0	0.0	0.0	0.0	0.0	0.0	0.0	-2	0	0

Position transfers deemed necessary to accurately reflect University of Alaska position assignments for FY2023. Positions will be transferred between various allocations.

Full-time Position Transfers:
(2) Systemwide Services
3 Office of Information Technology
4 Anchorage Campus
(2) Kenai Peninsula College
(1) Kodiak College
(2) Matanuska Susitna College
1 Prince William Sound College
(2) Fairbanks Campus
(3) Bristol Bay Campus
(1) Chukchi Campus
(1) Interior Alaska Campus
6 College of Rural and Community Development

Transfer Technical Vocational Education Program Funds to Align with Distributions	Trin	71.8	0.0	0.0	71.8	0.0	0.0	0.0	0.0	0	0	0
1151 VoTech Ed		71.8										

Component: Kenai Peninsula College (756)
RDU: University of Alaska Anchorage (235)

Scenario/Change Record Title	Trans Type	Totals	Personal Services	Travel	Services	Commodities	Capital Outlay	Grants, Benefits	Miscellaneous	Positions PFT	Positions PPT	Positions NP
Transfers between allocations to reallocate Vocational Technical funding to FY2023 programs approved by the University of Alaska Workforce Development Committee.												
($954.2) - Budget Reductions/Additions - Systemwide $158.5 - Systemwide Services $185.9 - Anchorage Campus $71.8 - Kenai Peninsula College ($41.5) - Kodiak College $53.2 - Matanuska-Susitna College ($6.3) - Prince William Sound College $88.6 - Bristol Bay Campus $83.2 - Fairbanks Campus $47.3 - Interior Alaska Campus ($374.0) - Kuskokwim Campus ($5.6) - Northwest Campus $480.7 - University of Alaska Fairbanks Community and Technical College $56.8 - Juneau Campus $33.8 - Ketchikan Campus $121.8 - Sitka Campus												
University of Alaska FY2023 Transfer to Budget Reductions/Additions												
	Trout	-6,430.5	0.0	0.0	-6,430.5	0.0	0.0	0.0	0.0	0	0	0
1004 Gen Fund	-6,430.5											
Transfer FY2023 conference committee unrestricted general funds from all components to budget reductions/additions. Funds will be redistributed to adjust for the impact of the multiple years of budget reductions.												
$288,941.1 - Budget Reductions/Additions - Systemwide ($6,458.9) - Systemwide Services ($4,896.1) - Office of Information Technology ($88,610.2) - Anchorage Campus ($959.6) - Small Business Development Center ($6,430.5) - Kenai Peninsula College ($2,351.3) - Kodiak College ($4,682.3) - Matanuska-Susitna College ($2,725.9) - Prince William Sound College ($129,336.8) - Fairbanks Campus ($1,145.0) - Bristol Bay College ($640.4) - Chukchi Campus ($4,843.7) - College of Rural and Community Development ($1,360.0) - Interior Alaska Campus												

Component: Kenai Peninsula College (756)
RDU: University of Alaska Anchorage (235)

Scenario/Change Record Title	Trans Type	Totals	Personal Services	Travel	Services	Commodities	Capital Outlay	Grants, Benefits	Miscellaneous	Positions PFT	Positions PPT	Positions NP
($2,451.3) - Kuskokwim Campus												
($1,221.2) - Northwest Campus												
($4,941.9) - UAF Community and Technical college												
($21,712.1) - Juneau Campus												
($1,899.8) - Ketchikan Campus												
($2,274.1) - Sitka Campus												
University of Alaska FY2023 Distribution of Base State Funds												
	Trin	6,289.1	0.0	0.0	6,289.1	0.0	0.0	0.0	0.0	0	0	0
1004 Gen Fund	6,289.1											

Redistribute unrestricted general funds from budget reductions/additions to all components. Represents the resetting impact of the multi-year budget reductions and the limitations imposed given the dual appropriation. FY2023 increases for compensation, fixed costs, and programs are recorded in separate change records.

($272,733.5) - Budget Reductions/Additions - Systemwide
$8,994.9 - Systemwide Services
$5,570.3 - Office of Information Technology
$83,768.7 - Anchorage Campus
$959.6 - Small Business Development Center
$6,289.1 - Kenai Peninsula College
$2,303.3 - Kodiak College
$4,568.7 - Matanuska-Susitna College
$2,666.7 - Prince William Sound College
$120,838.3 - Fairbanks Campus
$1,100.3 - Bristol Bay College
$607.8 - Chukchi Campus
$4,786.3 - College of Rural and Community Development
$1,294.5 - Interior Alaska Campus
$2,324.6 - Kuskokwim Campus
$1,161.7 - Northwest Campus
$4,884.3 - UAF Community and Technical college
$17,076.2 - Juneau Campus
$1,602.9 - Ketchikan Campus
$1,935.3 - Sitka Campus

University of Alaska Compensation Increases												
	Trin	78.1	78.1	0.0	0.0	0.0	0.0	0.0	0.0	0	0	0
1004 Gen Fund	78.1											

Distribute funding for compensation increases to the following employee groups: UA non-union staff, Fairbanks Firefighters Association union, and Alaska Higher Education Crafts and Trades Employees (local 6070) union.

Component: Kenai Peninsula College (756)
RDU: University of Alaska Anchorage (235)

Scenario/Change Record Title	Trans Type	Totals	Personal Services	Travel	Services	Commodities	Capital Outlay	Grants, Benefits	Miscellaneous	Positions PFT	Positions PPT	Positions NP
($4,357.6) - Budget Reductions/Additions - Systemwide $346.6 - Systemwide Services $127.7 - Office of Information Technology $1,364.5 - Anchorage Campus $78.1 - Kenai Peninsula College $24.2 - Kodiak College $63.5 - Matanuska-Susitna College $47.3 - Prince William Sound College $1,800.9 - Fairbanks Campus $14.4 - Bristol Bay College $10.3 - Chukchi Campus $43.8 - College of Rural and Community Development $16.8 - Interior Alaska Campus $37.3 - Kuskokwim Campus $17.5 - Northwest Campus $48.0 - UAF Community and Technical college $257.6 - Juneau Campus $32.2 - Ketchikan Campus $26.9 - Sitka Campus												
University of Alaska Community Campuses Fixed Cost Increases												
	Trin	47.7	0.0	0.0	47.7	0.0	0.0	0.0	0.0	0	0	0
1004 Gen Fund		47.7										

Reallocate unrestricted general funds from main campuses to community campuses to off-set fixed cost increases. This distribution is necessary to preserve community campus funding as intended by the legislature.

($135.0) - Systemwide Services
($101.1) - Anchorage Campus
$47.7 - Kenai Peninsula College
$21.9 - Kodiak College
$26.5 - Matanuska-Susitna College
$5.0 - Prince William Sound College
($32.1) - Fairbanks Campus
$7.3 - Bristol Bay College
$2.0 - Chukchi Campus
$9.1 - Interior Alaska Campus
$8.0 - Kuskokwim Campus
$5.7 - Northwest Campus
($169.0) - Juneau Campus
$139.3 - Ketchikan Campus

Component: Kenai Peninsula College (756)
RDU: University of Alaska Anchorage (235)

Scenario/Change Record Title	Trans Type	Totals	Personal Services	Travel	Services	Commodities	Capital Outlay	Grants, Benefits	Miscellaneous	Positions PFT	Positions PPT	Positions NP
$164.7 - Sitka Campus												
	Subtotal	**16,402.0**	**11,482.0**	**138.8**	**2,505.3**	**1,750.4**	**187.5**	**331.0**	**7.0**	**83**	**5**	**0**
********** **Changes From FY2023 Management Plan To FY2024 Governor** **********												
University of Alaska Compensation Increases – Staff, Faculty, and Firefighters												
	SalAdj	282.9	282.9	0.0	0.0	0.0	0.0	0.0	0.0	0	0	0
1004 Gen Fund		257.3										
1048 Univ Rcpt		25.6										

In accordance with the University of Alaska's mission, the University of Alaska is committed to providing a competitive total compensation package, including salary and benefits, that will attract, retain, and reward high-performing employees who share a passion for higher education. The University of Alaska strives to make employee compensation performance-based, competitive to institutions with similar missions, and commensurate with the individual's level of responsibility.

In FY2023, the University of Alaska was able to pay a two percent salary adjustment for all non-union staff, union-represented firefighters, and Local 6070 employees. The FY2024 request includes a 2.75 percent wage increase for staff and firefighters. Except for a market adjustment in FY2020, there has only been one across-the-board increase of one percent, for staff and firefighters, in the five prior years.

The University of Alaska and the United Academics faculty union (UNAC) reached a tentative agreement (TA) on a three-year contract that increases faculty pay by three percent in FY2023, 2.75 percent in FY2024, and 2.5 percent in FY2025. The TA is pending approval by the University of Alaska Board of Regents and the State Department of Administration, and ratification by the United Academics bargaining unit members. The FY2024 request includes a 2.75 percent wage increase for UNAC.

The University of Alaska and the United Academic Adjuncts faculty union (UNAD) reached a tentative agreement (TA) on a two-year contract that increases adjunct faculty pay for semester credit hour minimums by three percent in FY2023 and 2.75 percent in FY2024. The TA is pending approval by the University of Alaska Board of Regents and the State Department of Administration, and ratification by the adjunct bargaining unit members. The FY2024 request includes a 2.75 percent pay increase for UNAD.

The University of Alaska Pension Plan wage base shall increase from $42 thousand to $52 thousand effective the first full pay period after July 1, 2023. This change is estimated to cost $2,500.0.

In FY2024, the University of Alaska will renew its medical (including dental and vision) plan at a higher rate. Parental leave (five days) will be added to the benefits package and life insurance employer-paid benefit plan coverage will increase from $50.0 to $100.0. This request includes $2,300.0 for health benefits increase expected in FY2024.

	Totals	**16,684.9**	**11,764.9**	**138.8**	**2,505.3**	**1,750.4**	**187.5**	**331.0**	**7.0**	**83**	**5**	**0**

Personal Services Expenditure Detail
University of Alaska

Component: Kenai Peninsula College (756)
RDU: University of Alaska Anchorage (235)
Notes:
1. If a position is split, an asterisk (*) will appear in the Split/Count column. If the split position is also counted in the component, two asterisks (**) will appear in the column.
2. "Pool" PCN refers to UA temporary positions, such as adjunct faculty; student employees; and other non-permanent staff. Multiple incumbents may share the same labor pool position number

PCN	Job Class Title	Location	Time Status	Split/ Count	Employee Class	Benefit Rate	Annual Budgeted Salary	Annual Benefits	Total Costs	UGF Estimate
500002	Assistant Professor	Soldotna	FT		United Academics BU	28.3%	70,106	19,840	89,946	39,348
500003	Professor	Soldotna	FT		United Academics BU	28.3%	87,407	24,736	112,143	49,059
500004	Assistant Professor	Soldotna	FT		United Academics BU	28.3%	74,802	21,169	95,971	41,984
500006	Associate Professor	Soldotna	FT		United Academics BU	28.3%	70,996	20,092	91,088	39,848
500007	Assistant Professor	Soldotna	FT		United Academics BU	28.3%	59,405	16,812	76,217	33,342
500008	Term Asst Professor	Soldotna	FT		United Academics BU	28.3%	100	-	100	-
500010	Assistant Professor	Soldotna	FT		United Academics BU	28.3%	87,407	24,736	112,143	49,059
500011	Student Svcs Manager 3	Soldotna	FT		APT - Exempt Employees	38.5%	91,303	35,152	126,455	55,319
500013	Assistant Professor	Soldotna	FT		United Academics BU	28.3%	74,615	21,116	95,731	41,879
500014	Assistant Professor	Soldotna	FT		United Academics BU	28.3%	59,296	16,781	76,077	33,281
500015	Assistant Professor	Soldotna	FT		United Academics BU	28.3%	71,000	20,093	91,093	39,850
500017	Associate Professor	Soldotna	FT		United Academics BU	28.3%	79,966	22,630	102,596	44,882
500018	Assistant Professor	Soldotna	FT		United Academics BU	28.3%	76,518	21,655	98,173	42,947
500019	Assistant Professor	Soldotna	FT		United Academics BU	28.3%	70,995	20,092	91,087	39,847
500021	Assistant Professor	Soldotna	FT		United Academics BU	28.3%	100	-	100	-
500022	Assistant Professor	Soldotna	FT		United Academics BU	28.3%	100	-	100	-
500023	Associate Professor	Soldotna	FT		United Academics BU	28.3%	109,044	30,859	139,903	61,203
500024	Associate Professor	Soldotna	FT		United Academics BU	28.3%	100	-	100	-
500026	Instructor	Soldotna	FT		United Academics BU	28.3%	100	-	100	-
500027	Professor	Soldotna	FT		United Academics BU	28.3%	86,222	24,401	110,623	48,393
500028	Professor	Soldotna	FT		United Academics BU	28.3%	82,805	23,434	106,239	46,476
500030	Professor	Soldotna	FT		United Academics BU	28.3%	84,146	23,813	107,959	47,228
500086	Assistant Professor	Soldotna	FT		United Academics BU	28.3%	63,320	17,920	81,240	-
500105	Administrative Management 4	Soldotna	FT		APT - Exempt Employees	38.5%	125,549	48,336	173,885	76,069
500106	Administrative Management 2	Soldotna	FT		APT - Exempt Employees	38.5%	65,746	25,312	91,058	39,835
500107	Administrative Management 3	Soldotna	FT		APT - Exempt Employees	38.5%	94,093	36,226	130,319	57,010
500108	Comm Specialist 4 (NE)	Soldotna	FT		PERS - Classified	48.6%	59,548	28,940	88,488	38,710
500151	Admin Specialist 3	Soldotna	FT		APT - Exempt Employees	38.5%	55,270	21,279	76,549	33,487
500153	Admin Generalist 4	Soldotna	FT		PERS - Classified	48.6%	44,417	21,587	66,004	28,874
500154	Student Svcs Professional 2	Soldotna	FT		PERS - Classified	48.6%	51,285	24,925	76,210	33,339
500158	Fiscal Technician 3	Soldotna	FT		PERS - Classified	48.6%	48,303	23,475	71,778	31,400
500159	Fiscal Professional 2	Soldotna	FT		APT - Exempt Employees	38.5%	61,955	23,853	85,808	37,538
500160	Fiscal Technician 2	Soldotna	FT		PERS - Classified	48.6%	46,450	22,575	69,025	30,196
500163	Fiscal Technician 3	Soldotna	FT		PERS - Classified	48.6%	50,773	24,676	75,449	13,202
500164	Student Svcs Professional 2	Soldotna	FT		PERS - Classified	48.6%	46,838	22,763	69,601	30,448

Component: Kenai Peninsula College (756)
RDU: University of Alaska Anchorage (235)
Notes:
1. If a position is split, an asterisk (*) will appear in the Split/Count column. If the split position is also counted in the component, two asterisks (**) will appear in the column.
2. "Pool" PCN refers to UA temporary positions, such as adjunct faculty; student employees; and other non-permanent staff. Multiple incumbents may share the same labor pool position number

PCN	Job Class Title	Location	Time Status	Split/ Count	Employee Class	Benefit Rate	Annual Budgeted Salary	Annual Benefits	Total Costs	UGF Estimate
500166	Library Technician 3	Soldotna	FT		PERS - Classified	48.6%	23,330	11,338	34,668	15,166
500170	Student Svcs Professional 2	Soldotna	FT		PERS - Classified	48.6%	56,077	27,253	83,330	36,454
500181	Research Technician 4	Soldotna	FT		PERS - Classified	48.6%	37,030	17,997	55,027	24,072
500184	IS Manager 1	Soldotna	FT		APT - Exempt Employees	38.5%	73,328	28,231	101,559	44,428
500185	Student Svcs Technician 2	Soldotna	FT		PERS - Classified	48.6%	42,446	20,629	63,075	13,796
500186	Associate Professor	Soldotna	FT		United Academics BU	28.3%	70,122	19,845	89,967	39,357
500188	Associate Director/Faculty	Soldotna	FT		Non-Represented Faculty	24.6%	120,821	29,722	150,543	65,857
500189	Associate Professor	Soldotna	FT		United Academics BU	28.3%	71,011	20,096	91,107	39,856
500192	Admin Specialist 1	Soldotna	FT		PERS - Classified	48.6%	19,532	9,493	29,025	12,697
500205	Fiscal Technician 2	Soldotna	FT		PERS - Classified	48.6%	38,987	18,948	57,935	25,344
500206	Fac Svcs-MO&U Supervisor 5	Soldotna	FT		APT - Exempt Employees	38.5%	77,840	29,968	107,808	47,162
500209	Crafts & Trades III (CT3)	Soldotna	FT		AHECTE- Labor Trades & Crafts	47.2%	78,268	36,942	115,210	50,400
500210	Maint Service Worker IV (MSW4)	Soldotna	FT		AHECTE- Labor Trades & Crafts	47.2%	45,321	21,392	66,713	29,184
500216	Admin Specialist 1	Soldotna	FT		PERS - Classified	48.6%	49,304	23,962	73,266	32,051
500220	Admin Generalist 2	Soldotna	FT		PERS - Classified	48.6%	29,926	14,544	44,470	-
500221	Admin Generalist 4	Soldotna	FT		PERS - Classified	48.6%	47,813	23,237	71,050	31,082
500222	IS Net Technician 7	Soldotna	FT		PERS - Classified	48.6%	59,548	28,940	88,488	38,710
500223	Student Svcs Technician 2	Soldotna	FT		PERS - Classified	48.6%	34,719	16,873	51,592	22,570
500224	Fiscal Technician 2	Soldotna	FT		PERS - Classified	48.6%	42,446	20,629	63,075	27,593
500225	Admin Generalist 4	Soldotna	PT		PERS - Classified	48.6%	25,897	12,586	38,483	16,835
500227	Maintenance Serv Worker (MSW1)	Soldotna	FT		AHECTE- Labor Trades & Crafts	47.2%	62,105	29,314	91,419	35,993
500228	Professor	Soldotna	FT		United Academics BU	28.3%	100,495	28,440	128,935	56,404
500300	Instructional Designer 4	Soldotna	FT		APT - Exempt Employees	38.5%	81,826	31,503	113,329	49,577
500301	Assistant Professor	Soldotna	FT		United Academics BU	28.3%	62,618	17,721	80,339	35,145
500302	IS Net Technician 7	Soldotna	FT		PERS - Classified	48.6%	59,549	28,941	88,490	38,711
500303	Instructional Designer 2	Soldotna	FT		PERS - Classified	48.6%	43,982	21,375	65,357	28,591
500304	IS Net Technician 5	Soldotna	FT		PERS - Classified	48.6%	48,303	23,475	71,778	31,400
500305	IS Net Technician 6	Soldotna	FT		PERS - Classified	48.6%	32,987	16,032	49,019	21,444
500306	Student Svcs Professional 3	Soldotna	FT		APT - Exempt Employees	38.5%	100	-	100	-
500308	Student Svcs Manager 1	Soldotna	FT		APT - Exempt Employees	38.5%	100	-	100	-
500309	Student Svcs Professional 3	Soldotna	FT		APT - Exempt Employees	38.5%	56,077	21,590	77,667	13,591
500310	Admin Generalist 3	Soldotna	PT		PERS - Classified	48.6%	34,838	16,931	51,769	11,324
500312	Student Svcs Professional 2	Soldotna	PT		PERS - Classified	48.6%	53,393	25,949	79,342	17,354
500313	IS Net Technician 6	Soldotna	PT		PERS - Classified	48.6%	35,800	17,399	53,199	23,273
500314	Admin Generalist 4	Soldotna	FT		PERS - Classified	48.6%	32,702	15,893	48,595	21,259

Personal Services Expenditure Detail
University of Alaska

Component: Kenai Peninsula College (756)
RDU: University of Alaska Anchorage (235)
Notes:
1. If a position is split, an asterisk (*) will appear in the Split/Count column. If the split position is also counted in the component, two asterisks (**) will appear in the column.
2. "Pool" PCN refers to UA temporary positions, such as adjunct faculty; student employees; and other non-permanent staff. Multiple incumbents may share the same labor pool position number

PCN	Job Class Title	Location	Time Status	Split/ Count	Employee Class	Benefit Rate	Annual Budgeted Salary	Annual Benefits	Total Costs	UGF Estimate
500315	Training & Development 4	Soldotna	FT		APT - Exempt Employees	38.5%	46,055	17,731	63,786	-
500316	Admin Specialist 3	Soldotna	FT		APT - Exempt Employees	38.5%	26,800	10,318	37,118	13,153
500318	Physical Health Provider 3	Soldotna	FT		APT - Exempt Employees	38.5%	28,334	10,909	39,243	-
500319	Student Svcs Professional 1	Soldotna	FT		PERS - Classified	48.6%	55,544	26,994	82,538	-
500320	Training & Development 2	Soldotna	FT		PERS - Classified	48.6%	26,792	13,021	39,813	5,747
500321	Maint Service Workr III (MSW3)	Soldotna	FT		AHECTE- Labor Trades & Crafts	47.2%	43,575	20,567	64,142	28,060
500322	Student Svcs Technician 2	Soldotna	FT		PERS - Classified	48.6%	26,782	13,016	39,798	17,410
500323	Library Technician 2	Soldotna	FT		PERS - Classified	48.6%	15,915	7,735	23,650	4,138
500324	IS Net Technician 5	Soldotna	FT		PERS - Classified	48.6%	56,077	27,253	83,330	36,454
500477	Assistant Professor	Soldotna	FT		United Academics BU	28.3%	61,604	17,434	79,038	34,576
500478	Student Svcs Manager 2	Soldotna	FT		APT - Exempt Employees	38.5%	62,886	24,211	87,097	38,102
500479	Admin Generalist 4	Soldotna	FT		PERS - Classified	48.6%	50,241	24,417	74,658	32,660
500480	Student Svcs Technician 3	Soldotna	FT		PERS - Classified	48.6%	47,814	23,238	71,052	31,082
500496	Director (Admin)	Soldotna	FT		Officer	24.6%	146,421	36,020	182,441	79,811
500497	Admin Specialist 3 (NonExempt)	Soldotna	FT		PERS - Classified	48.6%	65,085	31,631	96,716	42,310
500498	Associate Professor	Soldotna	FT		United Academics BU	28.3%	100	-	100	-
500500	Maint Service Worker II (MSW2)	Soldotna	PT		AHECTE- Labor Trades & Crafts	47.2%	33,916	16,008	49,924	21,840
500501	Student Svcs Professional 2	Soldotna	FT		PERS - Classified	48.6%	50,773	24,676	75,449	-
Pool	Adjunct Facilty	Soldotna	PT		Non-Represented Adjunct Faculty	0.0%	179,389	16,030	195,418	85,488
Pool	Adjunct Facilty	Soldotna	PT		UNAD Adjunct Faculty	0.0%	815,884	72,849	888,733	388,788
Pool	UA Labor Pool	Soldotna	PT		Labor Pool	0.0%	3,852,771		3,852,771	1,528,726
					Total Position Costs		9,591,479	1,890,521	11,482,000	4,589,082

Full Time Positions:	83
Part Time Positions:	5
Positions in Component:	**88**

Federal Receipts (1002)	924,276
General Fund Receipts (1004)	4,589,082
Interagency Receipts (1007)	350,035
University Receipts (1048)	5,569,819
UA Intra-agency Transfers (1174)	48,789
UA Funding	**11,482,000**

State of Alaska
FY2024 Governor's Operating Budget

University of Alaska
Kodiak College
Component Budget Summary

Component: Kodiak College

Contribution to Department's Mission

Kodiak College (KOC) is part of the community campus system of the University of Alaska Anchorage, and serves the City of Kodiak, the largest U.S. Coast Guard base in the nation, and seven remote Alaska Native village communities, six of which are accessible only by boat or small plane. The vision for Kodiak College is to be Kodiak Island's first choice as a vibrant gathering place for learners. Core values for Kodiak College include: diversity, equity, respect, knowledge and expertise, lifelong learning, and service and engagement.

Core Services

- Academics: KOC offers an Occupational Endorsement Certificate in Alutiiq Language, an Undergraduate Certificate in Welding, the Associate of Arts General Program degree, which students typically use as a transfer degree to other UA campuses, the Associate of Arts in Alaska Native Studies, and Associate of Applied Science degrees in Accounting, General Business, and Technology. These fields are considered to be in high demand for 21st century workers.
- Academics: At KOC, students can also earn certificates in Certified Nursing Assistant and they have local access to Bachelor's degrees in Nursing, Elementary Education and Special Education.
- Student Success and Access: First-time freshmen who participate in the JumpStart Success program receive mandatory academic and financial aid advising, attend New Student Orientation, and are eligible for the JumpStart Success Scholarship in their second semester. The Persistence Pays program provides administrative scholarships to second year students based on GPA and participation in advising and early registration.
- Student Success and Access: Student Coaching pairs new students with Kodiak College faculty and staff who contact them weekly to increase a sense of belonging for first-generation and Alaska Native students.
- Student Success and Access: KOC offers online Adult Basic Education and English as a Second Language programs. KOC also provides support for eLearning students with free public computers, audio-visual connective meeting rooms, and a consortium library with over 50,000 volumes and full access to the complete UA database.
- Dual Enrollment: KOC offers dual enrollment opportunities in welding and computer applications. Extensive outreach and guidance build connections with local families and the Kodiak Island Borough School District. The JumpStart and JumpStart Success programs funded by the Kodiak Island Borough provide tuition assistance to high school students taking college courses and to first-time freshmen.
- Continuing Education and Professional Development: KOC provides non-credit community education for personal enrichment and workforce development, including non-credit vessel maintenance and repair courses, and other non-credit maritime-related training to promote safety and workforce development for the Kodiak-based fishing fleet. It also provides Certified Nursing Assistant training on an annual basis to support local healthcare industry needs.
- Community Partnerships: KOC has many long-standing and vital community partnerships. Among those are: Kodiak Island Borough, Kodiak Island Borough School District, Kodiak Chamber of Commerce, Kodiak Education Foundation, Kodiak Area Native Association, the Alutiiq Museum, U.S. Coast Guard Base Kodiak, Sun'aq Tribe of Kodiak, Providence Kodiak Island Medical Center, and the Providence Kodiak Island Medical Center Elder House.
- Community Partnerships: KOC provides requested training to multiple partners and works to help ensure an educated workforce for Kodiak's health, safety, education, and economic needs.
- Research: KOC biology classes collaborate with Kodiak Seafood and Marine Science Center to collect and test shellfish for Paralytic Shellfish Poisoning (PSP) contributing to the statewide tracking of this marine biotoxin.

Major Component Accomplishments in 2022

See University of Alaska Anchorage RDU.

Key Component Challenges

See University of Alaska Anchorage RDU.

Significant Changes in Results to be Delivered in FY2024

See University of Alaska Anchorage RDU.

Statutory and Regulatory Authority

No statutes and regulations.

Contact Information

Contact: Michelle Rizk, Vice President, University Relations
Phone: (907) 450-8187
E-mail: marizk@alaska.edu

Kodiak College
Personal Services Information

Authorized Positions	FY2023 Management Plan	FY2024 Governor	Personal Services Costs	
			Annual Salaries	0
Full-time	24	24	Premium Pay	0
Part-time	5	5	Annual Benefits	0
Nonpermanent	0	0	*Less % Vacancy Factor*	()
			Lump Sum Premium Pay	0
Totals	**29**	**29**	**Total Personal Services**	

Position Classification Summary

Job Class Title	Anchorage	Fairbanks	Juneau	Others	Total
No personal services.					
Totals	**0**	**0**	**0**	**0**	**0**

Component Detail All Funds
University of Alaska

Component: Kodiak College (757) Non-Formula Component
RDU: University of Alaska Anchorage (235)

	FY2022 Actuals	FY2023 Conference Committee	FY2023 Authorized	FY2023 Management Plan	FY2024 Governor	FY2023 Management Plan vs FY2024 Governor	
71000 Personal Services	0.0	3,624.7	3,624.7	3,586.5	3,680.4	93.9	2.6%
72000 Travel	0.0	59.6	59.6	55.0	55.0	0.0	0.0%
73000 Services	0.0	1,257.6	1,257.6	1,144.3	1,144.3	0.0	0.0%
74000 Commodities	0.0	542.7	542.7	650.4	650.4	0.0	0.0%
75000 Capital Outlay	0.0	36.0	36.0	40.0	40.0	0.0	0.0%
77000 Grants, Benefits	0.0	85.0	85.0	86.0	86.0	0.0	0.0%
78000 Miscellaneous	0.0	1.1	1.1	1.1	1.1	0.0	0.0%
Totals	**0.0**	**5,606.7**	**5,606.7**	**5,563.3**	**5,657.2**	**93.9**	**1.7%**
Fund Sources:							
1002 Fed Rcpts (Fed)	0.0	367.7	367.7	367.7	367.7	0.0	0.0%
1004 Gen Fund (UGF)	0.0	2,351.3	2,351.3	2,349.4	2,436.3	86.9	3.7%
1007 I/A Rcpts (Other)	0.0	323.5	323.5	323.5	323.5	0.0	0.0%
1048 Univ Rcpt (DGF)	0.0	2,489.4	2,489.4	2,489.4	2,496.4	7.0	0.3%
1151 VoTech Ed (DGF)	0.0	66.5	66.5	25.0	25.0	0.0	0.0%
1174 UA I/A (Other)	0.0	8.3	8.3	8.3	8.3	0.0	0.0%
Unrestricted General (UGF)	**0.0**	**2,351.3**	**2,351.3**	**2,349.4**	**2,436.3**	**86.9**	**3.7%**
Designated General (DGF)	**0.0**	**2,555.9**	**2,555.9**	**2,514.4**	**2,521.4**	**7.0**	**0.3%**
Other Funds	**0.0**	**331.8**	**331.8**	**331.8**	**331.8**	**0.0**	**0.0%**
Federal Funds	**0.0**	**367.7**	**367.7**	**367.7**	**367.7**	**0.0**	**0.0%**
Positions:							
Permanent Full Time	0	25	25	24	24	0	0.0%
Permanent Part Time	0	5	5	5	5	0	0.0%
Non Permanent	0	0	0	0	0	0	0.0%

Component Detail All Funds
University of Alaska

Component: Kodiak College (757) Non-Formula Component
RDU: University of Alaska Anchorage CC (699)

	FY2022 Actuals	FY2023 Conference Committee	FY2023 Authorized	FY2023 Management Plan	FY2024 Governor	FY2023 Management Plan vs FY2024 Governor	
71000 Personal Services	2,522.1	0.0	0.0	0.0	0.0	0.0	0.0%
72000 Travel	9.6	0.0	0.0	0.0	0.0	0.0	0.0%
73000 Services	279.9	0.0	0.0	0.0	0.0	0.0	0.0%
74000 Commodities	152.5	0.0	0.0	0.0	0.0	0.0	0.0%
75000 Capital Outlay	5.9	0.0	0.0	0.0	0.0	0.0	0.0%
77000 Grants, Benefits	154.5	0.0	0.0	0.0	0.0	0.0	0.0%
78000 Miscellaneous	1.1	0.0	0.0	0.0	0.0	0.0	0.0%
Totals	**3,125.6**	**0.0**	**0.0**	**0.0**	**0.0**	**0.0**	**0.0%**
Fund Sources:							
1002 Fed Rcpts (Fed)	11.5	0.0	0.0	0.0	0.0	0.0	0.0%
1004 Gen Fund (UGF)	2,303.3	0.0	0.0	0.0	0.0	0.0	0.0%
1007 I/A Rcpts (Other)	146.9	0.0	0.0	0.0	0.0	0.0	0.0%
1048 Univ Rcpt (DGF)	605.5	0.0	0.0	0.0	0.0	0.0	0.0%
1151 VoTech Ed (DGF)	58.3	0.0	0.0	0.0	0.0	0.0	0.0%
1174 UA I/A (Other)	0.1	0.0	0.0	0.0	0.0	0.0	0.0%
Unrestricted General (UGF)	**2,303.3**	**0.0**	**0.0**	**0.0**	**0.0**	**0.0**	**0.0%**
Designated General (DGF)	**663.8**	**0.0**	**0.0**	**0.0**	**0.0**	**0.0**	**0.0%**
Other Funds	**147.0**	**0.0**	**0.0**	**0.0**	**0.0**	**0.0**	**0.0%**
Federal Funds	**11.5**	**0.0**	**0.0**	**0.0**	**0.0**	**0.0**	**0.0%**
Positions:							
Permanent Full Time	25	0	0	0	0	0	0.0%
Permanent Part Time	5	0	0	0	0	0	0.0%
Non Permanent	0	0	0	0	0	0	0.0%

Change Record Detail - Multiple Scenarios with Descriptions
University of Alaska

Component: Kodiak College (757)
RDU: University of Alaska Anchorage (235)

Scenario/Change Record Title	Trans Type	Totals	Personal Services	Travel	Services	Commodities	Capital Outlay	Grants, Benefits	Miscellaneous	Positions PFT	Positions PPT	Positions NP
********** Changes From FY2023 Conference Committee To FY2023 Authorized **********												
FY2023 Conference Committee	ConfCom	5,606.7	3,624.7	59.6	1,257.6	542.7	36.0	85.0	1.1	25	5	0
1002 Fed Rcpts	367.7											
1004 Gen Fund	2,351.3											
1007 I/A Rcpts	323.5											
1048 Univ Rcpt	2,489.4											
1151 VoTech Ed	66.5											
1174 UA I/A	8.3											
	Subtotal	**5,606.7**	**3,624.7**	**59.6**	**1,257.6**	**542.7**	**36.0**	**85.0**	**1.1**	**25**	**5**	**0**
********** Changes From FY2023 Authorized To FY2023 Management Plan **********												
Align Authority with Anticipated Expenditures	LIT	0.0	-62.4	-4.6	-45.7	107.7	4.0	1.0	0.0	0	0	0
Transfers between expenditure categories that University of Alaska management and the Board of Regents have deemed necessary to accurately reflect expenditure levels for FY2023.												
Transfer Positions Between Allocations for Anticipated Needs	PosAdj	0.0	0.0	0.0	0.0	0.0	0.0	0.0	0.0	-1	0	0
Position transfers deemed necessary to accurately reflect University of Alaska position assignments for FY2023. Positions will be transferred between various allocations.												
Full-time Position Transfers: (2) Systemwide Services 3 Office of Information Technology 4 Anchorage Campus (2) Kenai Peninsula College (1) Kodiak College (2) Matanuska Susitna College 1 Prince William Sound College (2) Fairbanks Campus (3) Bristol Bay Campus (1) Chukchi Campus (1) Interior Alaska Campus 6 College of Rural and Community Development												
Transfer Technical Vocational Education Program Funds to Align with Distributions	Trout	-41.5	0.0	0.0	-41.5	0.0	0.0	0.0	0.0	0	0	0
1151 VoTech Ed	-41.5											

Component: Kodiak College (757)
RDU: University of Alaska Anchorage (235)

Scenario/Change Record Title	Trans Type	Totals	Personal Services	Travel	Services	Commodities	Capital Outlay	Grants, Benefits	Miscellaneous	Positions PFT	Positions PPT	Positions NP

Transfers between allocations to reallocate Vocational Technical funding to FY2023 programs approved by the University of Alaska Workforce Development Committee.

($954.2) - Budget Reductions/Additions - Systemwide
$158.5 - Systemwide Services
$185.9 - Anchorage Campus
$71.8 - Kenai Peninsula College
($41.5) - Kodiak College
$53.2 - Matanuska-Susitna College
($6.3) - Prince William Sound College
$88.6 - Bristol Bay Campus
$83.2 - Fairbanks Campus
$47.3 - Interior Alaska Campus
($374.0) - Kuskokwim Campus
($5.6) - Northwest Campus
$480.7 - UAF Community and Technical College
$56.8 - Juneau Campus
$33.8 - Ketchikan Campus
$121.8 - Sitka Campus

University of Alaska FY2023 Transfer to Budget Reductions/Additions												
	Trout	-2,351.3	0.0	0.0	-2,351.3	0.0	0.0	0.0	0.0	0	0	0
1004 Gen Fund		-2,351.3										

Transfer FY2023 conference committee unrestricted general funds from all components to budget reductions/additions. Funds will be redistributed to adjust for the impact of the multiple years of budget reductions.

$288,941.1 - Budget Reductions/Additions - Systemwide
($6,458.9) - Systemwide Services
($4,896.1) - Office of Information Technology
($88,610.2) - Anchorage Campus
($959.6) - Small Business Development Center
($6,430.5) - Kenai Peninsula College
($2,351.3) - Kodiak College
($4,682.3) - Matanuska-Susitna College
($2,725.9) - Prince William Sound College
($129,336.8) - Fairbanks Campus
($1,145.0) - Bristol Bay College
($640.4) - Chukchi Campus
($4,843.7) - College of Rural and Community Development
($1,360.0) - Interior Alaska Campus

Component: Kodiak College (757)
RDU: University of Alaska Anchorage (235)

Scenario/Change Record Title	Trans Type	Totals	Personal Services	Travel	Services	Commodities	Capital Outlay	Grants, Benefits	Miscellaneous	Positions PFT	Positions PPT	Positions NP
($2,451.3) - Kuskokwim Campus												
($1,221.2) - Northwest Campus												
($4,941.9) - UAF Community and Technical college												
($21,712.1) - Juneau Campus												
($1,899.8) - Ketchikan Campus												
($2,274.1) - Sitka Campus												
University of Alaska FY2023 Distribution of Base State Funds												
	Trin	2,303.3	0.0	0.0	2,303.3	0.0	0.0	0.0	0.0	0	0	0
1004 Gen Fund	2,303.3											

Redistribute unrestricted general funds from budget reductions/additions to all components. Represents the resetting impact of the multi-year budget reductions and the limitations imposed given the dual appropriation. FY2023 increases for compensation, fixed costs, and programs are recorded in separate change records.

($272,733.5) - Budget Reductions/Additions - Systemwide
$8,994.9 - Systemwide Services
$5,570.3 - Office of Information Technology
$83,768.7 - Anchorage Campus
$959.6 - Small Business Development Center
$6,289.1 - Kenai Peninsula College
$2,303.3 - Kodiak College
$4,568.7 - Matanuska-Susitna College
$2,666.7 - Prince William Sound College
$120,838.3 - Fairbanks Campus
$1,100.3 - Bristol Bay College
$607.8 - Chukchi Campus
$4,786.3 - College of Rural and Community Development
$1,294.5 - Interior Alaska Campus
$2,324.6 - Kuskokwim Campus
$1,161.7 - Northwest Campus
$4,884.3 - UAF Community and Technical college
$17,076.2 - Juneau Campus
$1,602.9 - Ketchikan Campus
$1,935.3 - Sitka Campus

University of Alaska Compensation Increases												
	Trin	24.2	24.2	0.0	0.0	0.0	0.0	0.0	0.0	0	0	0
1004 Gen Fund	24.2											

Distribute funding for compensation increases to the following employee groups: UA non-union staff, Fairbanks Firefighters Association union, and Alaska Higher Education Crafts and Trades Employees (local 6070) union.

Component: Kodiak College (757)
RDU: University of Alaska Anchorage (235)

Scenario/Change Record Title	Trans Type	Totals	Personal Services	Travel	Services	Commodities	Capital Outlay	Grants, Benefits	Miscellaneous	Positions PFT	Positions PPT	Positions NP
($4,357.6) - Budget Reductions/Additions - Systemwide												
$346.6 - Systemwide Services												
$127.7 - Office of Information Technology												
$1,364.5 - Anchorage Campus												
$78.1 - Kenai Peninsula College												
$24.2 - Kodiak College												
$63.5 - Matanuska-Susitna College												
$47.3 - Prince William Sound College												
$1,800.9 - Fairbanks Campus												
$14.4 - Bristol Bay College												
$10.3 - Chukchi Campus												
$43.8 - College of Rural and Community Development												
$16.8 - Interior Alaska Campus												
$37.3 - Kuskokwim Campus												
$17.5 - Northwest Campus												
$48.0 - UAF Community and Technical college												
$257.6 - Juneau Campus												
$32.2 - Ketchikan Campus												
$26.9 - Sitka Campus												
University of Alaska Community Campuses Fixed Cost Increases												
	Trin	21.9	0.0	0.0	21.9	0.0	0.0	0.0	0.0	0	0	0
1004 Gen Fund		21.9										

Reallocate unrestricted general funds from main campuses to community campuses to off-set fixed cost increases. This distribution is necessary to preserve community campus funding as intended by the legislature.

($135.0) - Systemwide Services
($101.1) - Anchorage Campus
$47.7 - Kenai Peninsula College
$21.9 - Kodiak College
$26.5 - Matanuska-Susitna College
$5.0 - Prince William Sound College
($32.1) - Fairbanks Campus
$7.3 - Bristol Bay College
$2.0 - Chukchi Campus
$9.1 - Interior Alaska Campus
$8.0 - Kuskokwim Campus
$5.7 - Northwest Campus
($169.0) - Juneau Campus
$139.3 - Ketchikan Campus

Component: Kodiak College (757)
RDU: University of Alaska Anchorage (235)

Scenario/Change Record Title	Trans Type	Totals	Personal Services	Travel	Services	Commodities	Capital Outlay	Grants, Benefits	Miscellaneous	Positions PFT	Positions PPT	Positions NP
$164.7 - Sitka Campus												
	Subtotal	**5,563.3**	**3,586.5**	**55.0**	**1,144.3**	**650.4**	**40.0**	**86.0**	**1.1**	**24**	**5**	**0**
********** **Changes From FY2023 Management Plan To FY2024 Governor** **********												
University of Alaska Compensation Increases – Staff, Faculty, and Firefighters												
	SalAdj	93.9	93.9	0.0	0.0	0.0	0.0	0.0	0.0	0	0	0
1004 Gen Fund		86.9										
1048 Univ Rcpt		7.0										

In accordance with the University of Alaska's mission, the University of Alaska is committed to providing a competitive total compensation package, including salary and benefits, that will attract, retain, and reward high-performing employees who share a passion for higher education. The University of Alaska strives to make employee compensation performance-based, competitive to institutions with similar missions, and commensurate with the individual's level of responsibility.

In FY2023, the University of Alaska was able to pay a two percent salary adjustment for all non-union staff, union-represented firefighters, and Local 6070 employees. The FY2024 request includes a 2.75 percent wage increase for staff and firefighters. Except for a market adjustment in FY2020, there has only been one across-the-board increase of one percent, for staff and firefighters, in the five prior years.

The University of Alaska and the United Academics faculty union (UNAC) reached a tentative agreement (TA) on a three-year contract that increases faculty pay by three percent in FY2023, 2.75 percent in FY2024, and 2.5 percent in FY2025. The TA is pending approval by the University of Alaska Board of Regents and the State Department of Administration, and ratification by the United Academics bargaining unit members. The FY2024 request includes a 2.75 percent wage increase for UNAC.

The University of Alaska and the United Academic Adjuncts faculty union (UNAD) reached a tentative agreement (TA) on a two-year contract that increases adjunct faculty pay for semester credit hour minimums by three percent in FY2023 and 2.75 percent in FY2024. The TA is pending approval by the University of Alaska Board of Regents and the State Department of Administration, and ratification by the adjunct bargaining unit members. The FY2024 request includes a 2.75 percent pay increase for UNAD.

The University of Alaska Pension Plan wage base shall increase from $42 thousand to $52 thousand effective the first full pay period after July 1, 2023. This change is estimated to cost $2,500.0.

In FY2024, the University of Alaska will renew its medical (including dental and vision) plan at a higher rate. Parental leave (five days) will be added to the benefits package and life insurance employer-paid benefit plan coverage will increase from $50.0 to $100.0. This request includes $2,300.0 for health benefits increase expected in FY2024.

	Totals	**5,657.2**	**3,680.4**	**55.0**	**1,144.3**	**650.4**	**40.0**	**86.0**	**1.1**	**24**	**5**	**0**

Personal Services Expenditure Detail
University of Alaska

Component: Kodiak College (757)
RDU: University of Alaska Anchorage (235)
Notes:
1. If a position is split, an asterisk (*) will appear in the Split/Count column. If the split position is also counted in the component, two asterisks (**) will appear in the column.
2. "Pool" PCN refers to UA temporary positions, such as adjunct faculty; student employees; and other non-permanent staff. Multiple incumbents may share the same labor pool position number

PCN	Job Class Title	Location	Time Status	Split/ Count	Employee Class	Benefit Rate	Annual Budgeted Salary	Annual Benefits	Total Costs	UGF Estimate
540001	Director (Admin)	Kodiak	FT		Officer	24.6%	138,221	34,002	172,223	89,583
540002	Associate Professor	Kodiak	FT		United Academics BU	28.3%	74,334	21,037	95,371	49,608
540009	Admin Specialist 2	Kodiak	FT		PERS - Classified	48.6%	60,528	29,417	89,945	46,785
540012	Admin Specialist 3	Kodiak	FT		APT - Exempt Employees	38.5%	62,956	24,238	87,194	45,355
540014	Associate Professor	Kodiak	FT		United Academics BU	28.3%	76,190	21,562	97,752	50,846
540015	Fiscal Technician 3	Kodiak	FT		PERS - Classified	48.6%	50,646	24,614	75,260	39,147
540030	Library Professional 2	Kodiak	FT		APT - Exempt Employees	38.5%	51,443	19,806	71,249	37,061
540032	Library Technician 2	Kodiak	PT		PERS - Classified	48.6%	15,498	7,532	23,030	11,979
540044	Student Svcs Technician 3	Kodiak	PT		PERS - Classified	48.6%	52,137	25,339	77,476	40,300
540061	Crafts & Trades III (CT3)	Kodiak	FT		AHECTE- Labor Trades & Crafts	47.2%	85,318	40,270	125,588	65,326
540062	Maintenance Serv Worker (MSW1)	Kodiak	FT		AHECTE- Labor Trades & Crafts	47.2%	39,805	18,788	58,593	30,478
540064	Term Asst Professor	Kodiak	FT		United Academics BU	28.3%	100	-	100	-
540103	Associate Professor	Kodiak	FT		United Academics BU	28.3%	72,758	20,591	93,349	48,556
540104	Professor	Kodiak	FT		United Academics BU	28.3%	93,444	26,445	119,889	62,361
540123	Associate Professor	Kodiak	FT		United Academics BU	28.3%	79,295	22,440	101,735	42,335
540143	IS Net Technician 7	Kodiak	FT		PERS - Classified	48.6%	83,188	40,429	123,617	64,301
540145	Term Asst Professor	Kodiak	FT		United Academics BU	28.3%	69,030	19,535	88,565	46,068
540147	Term Asst Professor	Kodiak	FT		United Academics BU	28.3%	100	-	100	-
540150	Student Svcs Professional 3	Kodiak	FT		APT - Exempt Employees	38.5%	48,150	18,538	66,688	-
540152	Maint Service Worker II (MSW2)	Kodiak	PT		AHECTE- Labor Trades & Crafts	47.2%	22,963	10,839	33,802	17,582
540225	Admin Generalist 4	Kodiak	FT		PERS - Classified	48.6%	50,646	24,614	75,260	39,147
540226	Professor	Kodiak	FT		United Academics BU	28.3%	89,482	25,323	114,805	59,717
540227	Term Asst Professor	Kodiak	FT		United Academics BU	28.3%	66,487	18,816	85,303	44,371
540228	Associate Professor	Kodiak	FT		United Academics BU	28.3%	89,248	25,257	114,505	59,561
540232	Training & Development 4	Kodiak	PT		APT - Exempt Employees	38.5%	100	-	100	-
540252	Student Svcs Professional 1	Kodiak	FT		PERS - Classified	48.6%	51,114	24,841	75,955	39,509
540253	Fiscal Technician 2	Kodiak	PT		PERS - Classified	48.6%	35,933	17,463	53,396	27,775
540254	Fiscal Technician 2	Kodiak	FT		PERS - Classified	48.6%	44,917	21,830	66,747	34,719
540401	Professor	Kodiak	FT		United Academics BU	28.3%	89,762	25,403	115,165	59,904
Pool	Adjunct Facilty	Kodiak	PT		Non-Represented Adjunct Faculty	0.0%	17,373	1,554	18,926	9,845
Pool	Adjunct Facilty	Kodiak	PT		UNAD Adjunct Faculty	0.0%	158,615	14,136	172,751	89,858
Pool	UA Labor Pool	Kodiak	PT		Labor Pool	0.0%	1,092,087		1,092,087	498,305
					Total Position Costs		2,961,868	624,657	3,586,525	1,750,380

Full Time Positions: 24

Personal Services Expenditure Detail
University of Alaska

Component: Kodiak College (757)
RDU: University of Alaska Anchorage (235)
Notes:
1. If a position is split, an asterisk (*) will appear in the Split/Count column. If the split position is also counted in the component, two asterisks (**) will appear in the column.
2. "Pool" PCN refers to UA temporary positions, such as adjunct faculty; student employees; and other non-permanent staff. Multiple incumbents may share the same labor pool position number

PCN	Job Class Title	Location	Time Status	Split/ Count	Employee Class	Benefit Rate	Annual Budgeted Salary	Annual Benefits	Total Costs	UGF Estimate
	Part Time Positions:	5								
	Positions in Component:	**29**								

Federal Receipts (1002)	184,631
General Fund Receipts (1004)	1,750,380
Interagency Receipts (1007)	241,018
University Receipts (1048)	1,404,312
UA Intra-agency Transfers (1174)	6,184
UA Funding	**3,586,525**

State of Alaska
FY2024 Governor's Operating Budget

University of Alaska
Matanuska-Susitna College
Component Budget Summary

Component: Matanuska-Susitna College

Contribution to Department's Mission

Matanuska-Susitna College (MSC) is part of the community campus system of the University of Alaska Anchorage, and primarily serves the Matanuska-Susitna Borough. The mission of the college reflects a desire to build on the strengths of the history of the state, its diverse languages and cultures, and individual experiences of the students. MSC's curriculum offers well-developed general education components, allows students to pursue individual interests, and offers a meaningful variety of certificate and associate programs and contributes coursework to baccalaureate degree programs. The college is dedicated to providing excellent, life-long learning opportunities for all adults, including workforce development and community education offerings. The MSC campus is also the home for a robust on location at Mat-Su Middle College, as well as a venue for the Alaska Native Science and Engineering Program (ANSEP) program.

Core Services

- Academics: Matanuska-Susitna College (MSC) offers Occupational Endorsement certificates in: Cisco-Certified Network Associate; Refrigeration and Heating; and Veterinary Assisting. MSC offers the Associate of Arts General Program, as well as Associate of Applied Science degrees in: Accounting; Computer Systems and Network Technology; General Business; Human Services; Paramedical Technology; and Technology. MSC is also the base of teaching for one cohort of the UAA School of Nursing program.
- Student Success and Access: MSC provides academic advising, financial aid assistance, career counseling and tutoring services.
- Dual Enrollment: In addition to the Mat-Su Middle College School and ANSEP programs, MSC has Career and Technical Education opportunities for post-secondary credit through partnerships with the Matanuska-Susitna Borough School District.
- Continuing Education and Professional Development: MSC hosts annual health fairs and job fairs. There is an annual lecture sponsored by Northrim Bank, usually relating to economics.
- Community Partnerships: MSC serves as a venue for community meetings. The library is open to the public and works in collaboration with all borough and state library systems. Recently, the local telephone co-op (MTA) initiated a process where the college might offer technical courses to improve MTA employee skill sets in computer science areas. The Glenn Massay Theater is heavily used by community groups for a variety of events: musicals, concerts, plays, films, and dance performances.
- Community Partnerships: The Alaska Job Corps in Palmer sends a steady contingent of students each semester to take college courses. The Job Corps is a residential facility with a significant Alaska Native composition which enables Alaskans from remote parts of the state to live near the college and take college courses while pursuing Job Corps vocational training.
- Community Partnerships: The Mat-Su Health Foundation has been a serious booster of the college providing over a million dollars a year for local high school students to pursue college degrees in health-related fields and MSC is the largest single beneficiary of that program. In addition, the Health Foundation funded the original “Journey” program meant to provide healthier lifestyle opportunities for students and counseling, a program that continues.

Major Component Accomplishments in 2022

See University of Alaska Anchorage RDU.

Key Component Challenges

See University of Alaska Anchorage RDU.

Significant Changes in Results to be Delivered in FY2024

See University of Alaska Anchorage RDU.

Statutory and Regulatory Authority

No statutes and regulations.

Contact Information

Contact: Michelle Rizk, Vice President, University Relations
Phone: (907) 450-8187
E-mail: marizk@alaska.edu

Matanuska-Susitna College
Personal Services Information

Authorized Positions	FY2023 Management Plan	FY2024 Governor	Personal Services Costs	
			Annual Salaries	0
Full-time	60	60	Premium Pay	0
Part-time	1	1	Annual Benefits	0
Nonpermanent	0	0	*Less % Vacancy Factor*	()
			Lump Sum Premium Pay	0
Totals	**61**	**61**	**Total Personal Services**	

Position Classification Summary

Job Class Title	Anchorage	Fairbanks	Juneau	Others	Total
No personal services.					
Totals	**0**	**0**	**0**	**0**	**0**

Component Detail All Funds
University of Alaska

Component: Matanuska-Susitna College (758) Non-Formula Component
RDU: University of Alaska Anchorage (235)

	FY2022 Actuals	FY2023 Conference Committee	FY2023 Authorized	FY2023 Management Plan	FY2024 Governor	FY2023 Management Plan vs FY2024 Governor	
71000 Personal Services	0.0	7,389.2	7,389.2	7,080.9	7,299.7	218.8	3.1%
72000 Travel	0.0	35.1	35.1	38.0	38.0	0.0	0.0%
73000 Services	0.0	5,130.6	5,130.6	5,347.5	5,347.5	0.0	0.0%
74000 Commodities	0.0	649.7	649.7	639.0	639.0	0.0	0.0%
75000 Capital Outlay	0.0	85.0	85.0	213.7	213.7	0.0	0.0%
77000 Grants, Benefits	0.0	150.0	150.0	150.0	150.0	0.0	0.0%
78000 Miscellaneous	0.0	21.6	21.6	21.7	21.7	0.0	0.0%
Totals	**0.0**	**13,461.2**	**13,461.2**	**13,490.8**	**13,709.6**	**218.8**	**1.6%**
Fund Sources:							
1002 Fed Rcpts (Fed)	0.0	245.0	245.0	245.0	245.0	0.0	0.0%
1004 Gen Fund (UGF)	0.0	4,682.3	4,682.3	4,658.7	4,877.4	218.7	4.7%
1007 I/A Rcpts (Other)	0.0	122.3	122.3	122.3	122.3	0.0	0.0%
1048 Univ Rcpt (DGF)	0.0	8,172.1	8,172.1	8,172.1	8,172.2	0.1	0.0%
1151 VoTech Ed (DGF)	0.0	189.5	189.5	242.7	242.7	0.0	0.0%
1174 UA I/A (Other)	0.0	50.0	50.0	50.0	50.0	0.0	0.0%
Unrestricted General (UGF)	**0.0**	**4,682.3**	**4,682.3**	**4,658.7**	**4,877.4**	**218.7**	**4.7%**
Designated General (DGF)	**0.0**	**8,361.6**	**8,361.6**	**8,414.8**	**8,414.9**	**0.1**	**0.0%**
Other Funds	**0.0**	**172.3**	**172.3**	**172.3**	**172.3**	**0.0**	**0.0%**
Federal Funds	**0.0**	**245.0**	**245.0**	**245.0**	**245.0**	**0.0**	**0.0%**
Positions:							
Permanent Full Time	0	62	62	60	60	0	0.0%
Permanent Part Time	0	1	1	1	1	0	0.0%
Non Permanent	0	0	0	0	0	0	0.0%

Component Detail All Funds
University of Alaska

Component: Matanuska-Susitna College (758) Non-Formula Component
RDU: University of Alaska Anchorage CC (699)

	FY2022 Actuals	FY2023 Conference Committee	FY2023 Authorized	FY2023 Management Plan	FY2024 Governor	FY2023 Management Plan vs FY2024 Governor	
71000 Personal Services	5,645.2	0.0	0.0	0.0	0.0	0.0	0.0%
72000 Travel	12.8	0.0	0.0	0.0	0.0	0.0	0.0%
73000 Services	1,512.4	0.0	0.0	0.0	0.0	0.0	0.0%
74000 Commodities	475.5	0.0	0.0	0.0	0.0	0.0	0.0%
75000 Capital Outlay	1,278.7	0.0	0.0	0.0	0.0	0.0	0.0%
77000 Grants, Benefits	136.6	0.0	0.0	0.0	0.0	0.0	0.0%
78000 Miscellaneous	0.0	0.0	0.0	0.0	0.0	0.0	0.0%
Totals	**9,061.2**	**0.0**	**0.0**	**0.0**	**0.0**	**0.0**	**0.0%**
Fund Sources:							
1004 Gen Fund (UGF)	4,568.7	0.0	0.0	0.0	0.0	0.0	0.0%
1007 I/A Rcpts (Other)	4.9	0.0	0.0	0.0	0.0	0.0	0.0%
1048 Univ Rcpt (DGF)	4,323.2	0.0	0.0	0.0	0.0	0.0	0.0%
1151 VoTech Ed (DGF)	158.2	0.0	0.0	0.0	0.0	0.0	0.0%
1174 UA I/A (Other)	6.2	0.0	0.0	0.0	0.0	0.0	0.0%
Unrestricted General (UGF)	**4,568.7**	**0.0**	**0.0**	**0.0**	**0.0**	**0.0**	**0.0%**
Designated General (DGF)	**4,481.4**	**0.0**	**0.0**	**0.0**	**0.0**	**0.0**	**0.0%**
Other Funds	**11.1**	**0.0**	**0.0**	**0.0**	**0.0**	**0.0**	**0.0%**
Federal Funds	**0.0**	**0.0**	**0.0**	**0.0**	**0.0**	**0.0**	**0.0%**
Positions:							
Permanent Full Time	62	0	0	0	0	0	0.0%
Permanent Part Time	1	0	0	0	0	0	0.0%
Non Permanent	0	0	0	0	0	0	0.0%

Change Record Detail - Multiple Scenarios with Descriptions
University of Alaska

Component: Matanuska-Susitna College (758)
RDU: University of Alaska Anchorage (235)

Scenario/Change Record Title	Trans Type	Totals	Personal Services	Travel	Services	Commodities	Capital Outlay	Grants, Benefits	Miscellaneous	Positions PFT	Positions PPT	Positions NP
********** Changes From FY2023 Conference Committee To FY2023 Authorized **********												
FY2023 Conference Committee	ConfCom	13,461.2	7,389.2	35.1	5,130.6	649.7	85.0	150.0	21.6	62	1	0
1002 Fed Rcpts		245.0										
1004 Gen Fund		4,682.3										
1007 I/A Rcpts		122.3										
1048 Univ Rcpt		8,172.1										
1151 VoTech Ed		189.5										
1174 UA I/A		50.0										
	Subtotal	**13,461.2**	**7,389.2**	**35.1**	**5,130.6**	**649.7**	**85.0**	**150.0**	**21.6**	**62**	**1**	**0**
********** Changes From FY2023 Authorized To FY2023 Management Plan **********												
Align Authority with Anticipated Expenditures	LIT	0.0	-371.8	2.9	250.8	-10.7	128.7	0.0	0.1	0	0	0

Transfers between expenditure categories that University of Alaska management and the Board of Regents have deemed necessary to accurately reflect expenditure levels for FY2023.

Transfer Positions Between Allocations for Anticipated Needs	PosAdj	0.0	0.0	0.0	0.0	0.0	0.0	0.0	0.0	-2	0	0

Position transfers deemed necessary to accurately reflect University of Alaska position assignments for FY2023. Positions will be transferred between various allocations.

Full-time Position Transfers:
(2) Systemwide Services
3 Office of Information Technology
4 Anchorage Campus
(2) Kenai Peninsula College
(1) Kodiak College
(2) Matanuska Susitna College
1 Prince William Sound College
(2) Fairbanks Campus
(3) Bristol Bay Campus
(1) Chukchi Campus
(1) Interior Alaska Campus
6 College of Rural and Community Development

Transfer Technical Vocational Education Program Funds to Align with Distributions	Trin	53.2	0.0	0.0	53.2	0.0	0.0	0.0	0.0	0	0	0
1151 VoTech Ed		53.2										

Component: Matanuska-Susitna College (758)
RDU: University of Alaska Anchorage (235)

Scenario/Change Record Title	Trans Type	Totals	Personal Services	Travel	Services	Commodities	Capital Outlay	Grants, Benefits	Miscellaneous	Positions PFT	Positions PPT	Positions NP
Transfers between allocations to reallocate Vocational Technical funding to FY2023 programs approved by the University of Alaska Workforce Development Committee. ($954.2) - Budget Reductions/Additions - Systemwide $158.5 - Systemwide Services $185.9 - Anchorage Campus $71.8 - Kenai Peninsula College ($41.5) - Kodiak College $53.2 - Matanuska-Susitna College ($6.3) - Prince William Sound College $88.6 - Bristol Bay Campus $83.2 - Fairbanks Campus $47.3 - Interior Alaska Campus ($374.0) - Kuskokwim Campus ($5.6) - Northwest Campus $480.7 - University of Alaska Fairbanks Community and Technical College $56.8 - Juneau Campus $33.8 - Ketchikan Campus $121.8 - Sitka Campus												
University of Alaska FY2023 Transfer to Budget Reductions/Additions												
	Trout	-4,682.3	0.0	0.0	-4,682.3	0.0	0.0	0.0	0.0	0	0	0
1004 Gen Fund		-4,682.3										
Transfer FY2023 conference committee unrestricted general funds from all components to budget reductions/additions. Funds will be redistributed to adjust for the impact of the multiple years of budget reductions. $288,941.1 - Budget Reductions/Additions - Systemwide ($6,458.9) - Systemwide Services ($4,896.1) - Office of Information Technology ($88,610.2) - Anchorage Campus ($959.6) - Small Business Development Center ($6,430.5) - Kenai Peninsula College ($2,351.3) - Kodiak College ($4,682.3) - Matanuska-Susitna College ($2,725.9) - Prince William Sound College ($129,336.8) - Fairbanks Campus ($1,145.0) - Bristol Bay College ($640.4) - Chukchi Campus ($4,843.7) - College of Rural and Community Development ($1,360.0) - Interior Alaska Campus												

Component: Matanuska-Susitna College (758)
RDU: University of Alaska Anchorage (235)

Scenario/Change Record Title	Trans Type	Totals	Personal Services	Travel	Services	Commodities	Capital Outlay	Grants, Benefits	Miscellaneous	Positions PFT	Positions PPT	Positions NP
($2,451.3) - Kuskokwim Campus												
($1,221.2) - Northwest Campus												
($4,941.9) - UAF Community and Technical college												
($21,712.1) - Juneau Campus												
($1,899.8) - Ketchikan Campus												
($2,274.1) - Sitka Campus												
University of Alaska FY2023 Distribution of Base State Funds												
	Trin	4,568.7	0.0	0.0	4,568.7	0.0	0.0	0.0	0.0	0	0	0
1004 Gen Fund	4,568.7											

Redistribute unrestricted general funds from budget reductions/additions to all components. Represents the resetting impact of the multi-year budget reductions and the limitations imposed given the dual appropriation. FY2023 increases for compensation, fixed costs, and programs are recorded in separate change records.

($272,733.5) - Budget Reductions/Additions - Systemwide
$8,994.9 - Systemwide Services
$5,570.3 - Office of Information Technology
$83,768.7 - Anchorage Campus
$959.6 - Small Business Development Center
$6,289.1 - Kenai Peninsula College
$2,303.3 - Kodiak College
$4,568.7 - Matanuska-Susitna College
$2,666.7 - Prince William Sound College
$120,838.3 - Fairbanks Campus
$1,100.3 - Bristol Bay College
$607.8 - Chukchi Campus
$4,786.3 - College of Rural and Community Development
$1,294.5 - Interior Alaska Campus
$2,324.6 - Kuskokwim Campus
$1,161.7 - Northwest Campus
$4,884.3 - UAF Community and Technical college
$17,076.2 - Juneau Campus
$1,602.9 - Ketchikan Campus
$1,935.3 - Sitka Campus

University of Alaska Compensation Increases												
	Trin	63.5	63.5	0.0	0.0	0.0	0.0	0.0	0.0	0	0	0
1004 Gen Fund	63.5											

Distribute funding for compensation increases to the following employee groups: UA non-union staff, Fairbanks Firefighters Association union, and Alaska Higher Education Crafts and Trades Employees (local 6070) union.

Component: Matanuska-Susitna College (758)
RDU: University of Alaska Anchorage (235)

Scenario/Change Record Title	Trans Type	Totals	Personal Services	Travel	Services	Commodities	Capital Outlay	Grants, Benefits	Miscellaneous	Positions PFT	Positions PPT	Positions NP
($4,357.6) - Budget Reductions/Additions - Systemwide												
$346.6 - Systemwide Services												
$127.7 - Office of Information Technology												
$1,364.5 - Anchorage Campus												
$78.1 - Kenai Peninsula College												
$24.2 - Kodiak College												
$63.5 - Matanuska-Susitna College												
$47.3 - Prince William Sound College												
$1,800.9 - Fairbanks Campus												
$14.4 - Bristol Bay College												
$10.3 - Chukchi Campus												
$43.8 - College of Rural and Community Development												
$16.8 - Interior Alaska Campus												
$37.3 - Kuskokwim Campus												
$17.5 - Northwest Campus												
$48.0 - UAF Community and Technical college												
$257.6 - Juneau Campus												
$32.2 - Ketchikan Campus												
$26.9 - Sitka Campus												
University of Alaska Community Campuses Fixed Cost Increases												
	Trin	26.5	0.0	0.0	26.5	0.0	0.0	0.0	0.0	0	0	0
1004 Gen Fund		26.5										

Reallocate unrestricted general funds from main campuses to community campuses to off-set fixed cost increases. This distribution is necessary to preserve community campus funding as intended by the legislature.

($135.0) - Systemwide Services
($101.1) - Anchorage Campus
$47.7 - Kenai Peninsula College
$21.9 - Kodiak College
$26.5 - Matanuska-Susitna College
$5.0 - Prince William Sound College
($32.1) - Fairbanks Campus
$7.3 - Bristol Bay College
$2.0 - Chukchi Campus
$9.1 - Interior Alaska Campus
$8.0 - Kuskokwim Campus
$5.7 - Northwest Campus
($169.0) - Juneau Campus
$139.3 - Ketchikan Campus

Component: Matanuska-Susitna College (758)
RDU: University of Alaska Anchorage (235)

Scenario/Change Record Title	Trans Type	Totals	Personal Services	Travel	Services	Commodities	Capital Outlay	Grants, Benefits	Miscellaneous	Positions PFT	Positions PPT	Positions NP
$164.7 - Sitka Campus												
	Subtotal	**13,490.8**	**7,080.9**	**38.0**	**5,347.5**	**639.0**	**213.7**	**150.0**	**21.7**	**60**	**1**	**0**
********** **Changes From FY2023 Management Plan To FY2024 Governor** **********												
University of Alaska Compensation Increases – Staff, Faculty, and Firefighters												
	SalAdj	218.8	218.8	0.0	0.0	0.0	0.0	0.0	0.0	0	0	0
1004 Gen Fund		218.7										
1048 Univ Rcpt		0.1										

In accordance with the University of Alaska's mission, the University of Alaska is committed to providing a competitive total compensation package, including salary and benefits, that will attract, retain, and reward high-performing employees who share a passion for higher education. The University of Alaska strives to make employee compensation performance-based, competitive to institutions with similar missions, and commensurate with the individual's level of responsibility.

In FY2023, the University of Alaska was able to pay a two percent salary adjustment for all non-union staff, union-represented firefighters, and Local 6070 employees. The FY2024 request includes a 2.75 percent wage increase for staff and firefighters. Except for a market adjustment in FY2020, there has only been one across-the-board increase of one percent, for staff and firefighters, in the five prior years.

The University of Alaska and the United Academics faculty union (UNAC) reached a tentative agreement (TA) on a three-year contract that increases faculty pay by three percent in FY2023, 2.75 percent in FY2024, and 2.5 percent in FY2025. The TA is pending approval by the University of Alaska Board of Regents and the State Department of Administration, and ratification by the United Academics bargaining unit members. The FY2024 request includes a 2.75 percent wage increase for UNAC.

The University of Alaska and the United Academic Adjuncts faculty union (UNAD) reached a tentative agreement (TA) on a two-year contract that increases adjunct faculty pay for semester credit hour minimums by three percent in FY2023 and 2.75 percent in FY2024. The TA is pending approval by the University of Alaska Board of Regents and the State Department of Administration, and ratification by the adjunct bargaining unit members. The FY2024 request includes a 2.75 percent pay increase for UNAD.

The University of Alaska Pension Plan wage base shall increase from $42 thousand to $52 thousand effective the first full pay period after July 1, 2023. This change is estimated to cost $2,500.0.

In FY2024, the University of Alaska will renew its medical (including dental and vision) plan at a higher rate. Parental leave (five days) will be added to the benefits package and life insurance employer-paid benefit plan coverage will increase from $50.0 to $100.0. This request includes $2,300.0 for health benefits increase expected in FY2024.

	Totals	**13,709.6**	**7,299.7**	**38.0**	**5,347.5**	**639.0**	**213.7**	**150.0**	**21.7**	**60**	**1**	**0**

Personal Services Expenditure Detail
University of Alaska

Component: Matanuska-Susitna College (758)
RDU: University of Alaska Anchorage (235)
Notes:
1. If a position is split, an asterisk (*) will appear in the Split/Count column. If the split position is also counted in the component, two asterisks (**) will appear in the column.
2. "Pool" PCN refers to UA temporary positions, such as adjunct faculty; student employees; and other non-permanent staff. Multiple incumbents may share the same labor pool position number

PCN	Job Class Title	Location	Time Status	Split/ Count	Employee Class	Benefit Rate	Annual Budgeted Salary	Annual Benefits	Total Costs	UGF Estimate
580005	Administrative Management 2	Palmer	FT		APT - Exempt Employees	38.5%	79,461	30,592	110,053	57,151
580012	Fiscal Technician 2	Palmer	PT		PERS - Classified	48.6%	41,190	20,018	61,208	31,786
580013	Fiscal Technician 3	Palmer	FT		PERS - Classified	48.6%	52,818	25,670	78,488	40,759
580014	Admin Generalist 4	Palmer	FT		PERS - Classified	48.6%	46,450	22,575	69,025	35,845
580015	Student Svcs Technician 2	Palmer	FT		PERS - Classified	48.6%	47,345	23,010	70,355	36,535
580016	Communications Specialist 3	Palmer	FT		PERS - Classified	48.6%	50,774	24,676	75,450	39,181
580018	Campus Services Generalist 4	Palmer	FT		PERS - Classified	48.6%	24,620	11,965	36,585	9,499
580019	Student Svcs Professional 2	Palmer	FT		PERS - Classified	48.6%	56,630	27,522	84,152	43,700
580020	Assistant Professor	Palmer	FT		United Academics BU	28.3%	100	-	100	-
580021	Admin Generalist 3	Palmer	FT		PERS - Classified	48.6%	41,190	20,018	61,208	31,786
580031	Director (Admin)	Palmer	FT		Officer	24.6%	139,703	34,367	174,070	90,395
580049	Admin Generalist 2	Palmer	FT		PERS - Classified	48.6%	46,450	22,575	69,025	35,845
580106	Student Svcs Professional 1	Palmer	FT		PERS - Classified	48.6%	50,773	24,676	75,449	39,181
580113	Student Svcs Manager 1	Palmer	FT		APT - Exempt Employees	38.5%	71,177	27,403	98,580	51,193
580126	Fac Svcs-MO&U Supervisor 4	Palmer	FT		APT - Exempt Employees	38.5%	100	-	100	-
580128	Professor	Palmer	FT		United Academics BU	28.3%	80,714	22,842	103,556	53,777
580129	Library Technician 3	Palmer	FT		PERS - Classified	48.6%	57,801	28,091	85,892	44,604
580130	Admin Generalist 4	Palmer	FT		PERS - Classified	48.6%	59,548	28,940	88,488	45,952
580131	Fiscal Professional 2	Palmer	FT		APT - Exempt Employees	38.5%	55,544	21,384	76,928	39,949
580132	Associate Professor	Palmer	FT		United Academics BU	28.3%	75,315	21,314	96,629	50,180
580133	Student Svcs Manager 2	Palmer	FT		APT - Exempt Employees	38.5%	67,705	26,066	93,771	48,696
580134	Assistant Professor	Palmer	FT		United Academics BU	28.3%	64,990	18,392	83,382	43,300
580135	Assistant Professor	Palmer	FT		United Academics BU	28.3%	70,699	20,008	90,707	47,104
580136	Associate Professor	Palmer	FT		United Academics BU	28.3%	63,398	17,942	81,340	42,240
580137	Associate Professor	Palmer	FT		United Academics BU	28.3%	70,996	20,092	91,088	47,302
580138	Instructor	Palmer	FT		United Academics BU	28.3%	75,754	21,438	97,192	50,472
580140	Instructor	Palmer	FT		United Academics BU	28.3%	86,564	24,498	111,062	57,674
580154	Student Svcs Professional 2	Palmer	FT		PERS - Classified	48.6%	51,285	24,925	76,210	39,576
580157	IS Net Technician 7	Palmer	FT		PERS - Classified	48.6%	61,955	30,110	92,065	47,810
580158	IS Net Technician 6	Palmer	FT		PERS - Classified	48.6%	55,544	26,994	82,538	42,862
580176	Admin Specialist 3	Palmer	FT		APT - Exempt Employees	38.5%	55,544	21,384	76,928	39,949
580189	Director (Academic-Faculty)	Palmer	FT		Non-Represented Faculty	24.6%	104,997	25,829	130,826	67,938
580196	Library Technician 3	Palmer	FT		PERS - Classified	48.6%	41,190	20,018	61,208	31,786
580241	Fac Svcs-MO&U Supervisor 4	Palmer	FT		APT - Exempt Employees	38.5%	80,207	30,880	111,087	57,687
580243	Crafts & Trades I (CT1)	Palmer	FT		AHECTE- Labor Trades & Crafts	47.2%	55,203	26,056	81,259	42,198

Personal Services Expenditure Detail
University of Alaska

Component: Matanuska-Susitna College (758)
RDU: University of Alaska Anchorage (235)
Notes:
1. If a position is split, an asterisk (*) will appear in the Split/Count column. If the split position is also counted in the component, two asterisks (**) will appear in the column.
2. "Pool" PCN refers to UA temporary positions, such as adjunct faculty; student employees; and other non-permanent staff. Multiple incumbents may share the same labor pool position number

PCN	Job Class Title	Location	Time Status	Split/ Count	Employee Class	Benefit Rate	Annual Budgeted Salary	Annual Benefits	Total Costs	UGF Estimate
580245	Maint Service Worker II (MSW2)	Palmer	FT		AHECTE- Labor Trades & Crafts	47.2%	34,417	16,245	50,662	26,309
580246	Maint Service Worker IV (MSW4)	Palmer	FT		AHECTE- Labor Trades & Crafts	47.2%	47,153	22,256	69,409	36,044
580284	Associate Professor	Palmer	FT		United Academics BU	28.3%	60,606	17,151	77,757	40,380
580290	Associate Professor	Palmer	FT		United Academics BU	28.3%	64,490	18,251	82,741	42,967
580300	Student Svcs Professional 2	Palmer	FT		PERS - Classified	48.6%	50,773	24,676	75,449	39,181
580301	Communications Specialist 3	Palmer	FT		PERS - Classified	48.6%	50,773	24,676	75,449	39,181
580302	Admin Specialist 2	Palmer	FT		PERS - Classified	48.6%	53,393	25,949	79,342	41,202
580303	Administrative Management 1	Palmer	FT		APT - Exempt Employees	38.5%	74,094	28,526	102,620	53,291
580334	Assistant Professor	Palmer	FT		United Academics BU	28.3%	69,997	19,809	89,806	46,636
580336	Professor	Palmer	FT		United Academics BU	28.3%	88,187	24,957	113,144	58,756
580337	Assistant Professor	Palmer	FT		United Academics BU	28.3%	100	-	100	-
580340	Term Asst Professor	Palmer	FT		United Academics BU	28.3%	69,997	19,809	89,806	46,636
580345	Assistant Professor	Palmer	FT		United Academics BU	28.3%	57,000	16,131	73,131	37,977
580350	Assistant Professor	Palmer	FT		United Academics BU	28.3%	71,167	20,140	91,307	47,416
580351	Assistant Professor	Palmer	FT		United Academics BU	28.3%	100	-	100	-
580352	Associate Professor	Palmer	FT		United Academics BU	28.3%	79,005	22,358	101,363	52,638
580358	IS Manager 1	Palmer	FT		APT - Exempt Employees	38.5%	60,102	23,139	83,241	43,227
580460	Student Svcs Technician 3	Palmer	FT		PERS - Classified	48.6%	47,813	23,237	71,050	36,896
580461	Student Svcs Professional 2	Palmer	FT		PERS - Classified	48.6%	50,773	24,676	75,449	39,181
580462	Term Asst Professor	Palmer	FT		United Academics BU	28.3%	80,792	22,864	103,656	53,829
580463	Student Svcs Professional 2	Palmer	FT		PERS - Classified	48.6%	51,796	25,173	76,969	39,970
580464	Admin Generalist 4	Palmer	FT		PERS - Classified	48.6%	47,344	23,009	70,353	36,535
580465	Research Technician 4	Palmer	FT		PERS - Classified	48.6%	60,102	29,210	89,312	46,380
580467	Student Svcs Professional 2	Palmer	FT		PERS - Classified	48.6%	58,334	28,350	86,684	45,015
580468	Associate Professor	Palmer	FT		United Academics BU	28.3%	88,998	25,186	114,184	59,296
580821	Assistant Professor	Palmer	FT		United Academics BU	28.3%	100	-	100	-
Pool	Adjunct Facilty	Palmer	PT		Non-Represented Adjunct Faculty	0.0%	37,631	3,359	40,990	21,286
Pool	Adjunct Facilty	Palmer	PT		UNAD Adjunct Faculty	0.0%	682,582	60,890	743,472	386,086
Pool	UA Labor Pool	Palmer	PT		Labor Pool	0.0%	1,477,246		1,477,246	749,030
					Total Position Costs		5,698,598	1,382,301	7,080,899	3,649,256

Full Time Positions:	60
Part Time Positions:	1
Positions in Component:	**61**

Federal Receipts (1002)	13,800
General Fund Receipts (1004)	3,649,256
Interagency Receipts (1007)	6,889

Personal Services Expenditure Detail
University of Alaska

Component: Matanuska-Susitna College (758)
RDU: University of Alaska Anchorage (235)
Notes:
1. If a position is split, an asterisk (*) will appear in the Split/Count column. If the split position is also counted in the component, two asterisks (**) will appear in the column.
2. "Pool" PCN refers to UA temporary positions, such as adjunct faculty; student employees; and other non-permanent staff. Multiple incumbents may share the same labor pool position number

PCN	Job Class Title	Location	Time Status	Split/ Count	Employee Class	Benefit Rate	Annual Budgeted Salary	Annual Benefits	Total Costs	UGF Estimate
								University Receipts (1048)	3,410,954	
								UA Intra-agency Transfers (1174)	-	
								UA Funding	**7,080,899**	

State of Alaska
FY2024 Governor's Operating Budget

University of Alaska
Prince William Sound College
Component Budget Summary

Component: Prince William Sound College

Contribution to Department's Mission

Prince William Sound College (PWSC) is part of the community campus system of the University of Alaska Anchorage. The mission of PWSC is to use its unique resources and magnificent landscape to enrich the lives of our students and our communities. Located in Valdez, Alaska, with centers in Cordova and the Copper River Basin, PWSC provides access to a variety of educational and training opportunities in a geographically rich, culturally diverse, and inclusive environment. PWSC courses and programs, both on-campus and online, lead to Occupational Endorsement certificates, certifications, Associate of Arts, and Associate of Applied Science degrees.

Core Services

- Academics: PWSC offers the Associate of Arts degree, Associate of Applied Science degrees in Outdoor Leadership and in Technology, and Occupational Endorsement Certificates in Construction Skills, Marine Service Technology, Millwright, Natural Resources Technician, and Web Engineering.
- Academics: In partnership with the UAA College of Health, PWSC offers an Associate of Applied Science in Nursing degree, which significantly supports the local workforce at Providence Valdez Medical Center.
- Student Success and Access: PWSC created educational pathways that support retention, internship placement, and occupational goal completion and/or transfer. PWSC has embedded opportunities into both the curriculum and campus life activities that strengthen student growth in leadership skills and civic engagement.
- Dual Enrollment: PWSC maintains working relationships with area school districts and across the state to offer dual enrollment education to high school students, providing a pathway to build a transcript of university credit for transfer or completion of an associate's degree. PWSC partners with Valdez High School, Glennallen High School, and Cordova High School, as well as rural high schools from around the state through the Alaska Tech Learners program.
- Continuing Education and Professional Development: PWSC promotes continuing education and professional development among its faculty by implementing activities following the Quality Matters model, emphasizing a team approach to support both full-time and adjunct faculty.
- Continuing Education and Professional Development: PWSC offers 500-level professional development courses to Alaska school district educators, including instruction about classroom educational technology, National Center for Construction Education and Research (NCCER) core curriculum for teachers & technical instructors, environmental science for teachers, and computer science courses for rural students and faculty.
- Community Partnerships: Through outreach and engagement, PWSC plays an integral role in developing and sustaining the communities of Valdez, Cordova, and Glennallen. PWSC's partnerships have made PWSC an important voice in the community, one that others look to for assistance and advice.
- Community Partnerships: PWSC partners with industry leaders such as Alyeska Pipeline Service Company, Providence Valdez Medical Center and Cordova Medical Center, Ahtna Inc., Copper River Native Association, Valdez Native Tribe, Native Village of Eyak, Chugachmiut Native Association, and the United States Coast Guard.
- Community Partnerships: PWSC offers valuable resources to the community to learn and engage with others, including the Health and Fitness Center, Maxine and Jesse Whitney Museum, Last Frontier Theatre Conference, and an array of educational opportunities, outreach programs, classes, and hosted events.
- Community Partnerships: PWSC provides Oil Spill Response training for fishing vessel fleets in cooperation with Alyeska Pipeline Service Company in locations throughout the Gulf of Alaska, ensuring that federally mandated training requirements are met for the oil transportation industry.

Major Component Accomplishments in 2022

See University of Alaska Anchorage RDU.

Key Component Challenges

See University of Alaska Anchorage RDU.

Significant Changes in Results to be Delivered in FY2024

See University of Alaska Anchorage RDU.

Statutory and Regulatory Authority

No statutes and regulations.

Contact Information

Contact: Michelle Rizk, Vice President, University Relations
Phone: (907) 450-8187
E-mail: marizk@alaska.edu

Prince William Sound College
Personal Services Information

Authorized Positions	FY2023 Management Plan	FY2024 Governor	Personal Services Costs	
			Annual Salaries	0
Full-time	40	40	Premium Pay	0
Part-time	0	0	Annual Benefits	0
Nonpermanent	0	0	*Less % Vacancy Factor*	()
			Lump Sum Premium Pay	0
Totals	**40**	**40**	**Total Personal Services**	

Position Classification Summary

Job Class Title	Anchorage	Fairbanks	Juneau	Others	Total
No personal services.					
Totals	**0**	**0**	**0**	**0**	**0**

Component Detail All Funds
University of Alaska

Component: Prince William Sound College (759) Non-Formula Component
RDU: University of Alaska Anchorage (235)

	FY2022 Actuals	FY2023 Conference Committee	FY2023 Authorized	FY2023 Management Plan	FY2024 Governor	FY2023 Management Plan vs FY2024 Governor	
71000 Personal Services	0.0	4,656.8	4,656.8	4,760.2	4,895.1	134.9	2.8%
72000 Travel	0.0	34.5	34.5	30.0	30.0	0.0	0.0%
73000 Services	0.0	1,299.1	1,299.1	1,199.8	1,199.8	0.0	0.0%
74000 Commodities	0.0	251.8	251.8	232.9	232.9	0.0	0.0%
75000 Capital Outlay	0.0	36.4	36.4	45.0	45.0	0.0	0.0%
77000 Grants, Benefits	0.0	27.5	27.5	25.0	25.0	0.0	0.0%
78000 Miscellaneous	0.0	5.5	5.5	5.5	5.5	0.0	0.0%
Totals	**0.0**	**6,311.6**	**6,311.6**	**6,298.4**	**6,433.3**	**134.9**	**2.1%**
Fund Sources:							
1002 Fed Rcpts (Fed)	0.0	800.0	800.0	800.0	800.0	0.0	0.0%
1004 Gen Fund (UGF)	0.0	2,725.9	2,725.9	2,719.0	2,845.7	126.7	4.7%
1007 I/A Rcpts (Other)	0.0	177.3	177.3	177.3	177.3	0.0	0.0%
1048 Univ Rcpt (DGF)	0.0	2,508.9	2,508.9	2,508.9	2,517.1	8.2	0.3%
1151 VoTech Ed (DGF)	0.0	89.5	89.5	83.2	83.2	0.0	0.0%
1174 UA I/A (Other)	0.0	10.0	10.0	10.0	10.0	0.0	0.0%
Unrestricted General (UGF)	**0.0**	**2,725.9**	**2,725.9**	**2,719.0**	**2,845.7**	**126.7**	**4.7%**
Designated General (DGF)	**0.0**	**2,598.4**	**2,598.4**	**2,592.1**	**2,600.3**	**8.2**	**0.3%**
Other Funds	**0.0**	**187.3**	**187.3**	**187.3**	**187.3**	**0.0**	**0.0%**
Federal Funds	**0.0**	**800.0**	**800.0**	**800.0**	**800.0**	**0.0**	**0.0%**
Positions:							
Permanent Full Time	0	39	39	40	40	0	0.0%
Permanent Part Time	0	0	0	0	0	0	0.0%
Non Permanent	0	0	0	0	0	0	0.0%

Component Detail All Funds
University of Alaska

Component: Prince William Sound College (759) Non-Formula Component
RDU: University of Alaska Anchorage CC (699)

	FY2022 Actuals	FY2023 Conference Committee	FY2023 Authorized	FY2023 Management Plan	FY2024 Governor	FY2023 Management Plan vs FY2024 Governor	
71000 Personal Services	3,467.2	0.0	0.0	0.0	0.0	0.0	0.0%
72000 Travel	16.7	0.0	0.0	0.0	0.0	0.0	0.0%
73000 Services	1,060.4	0.0	0.0	0.0	0.0	0.0	0.0%
74000 Commodities	244.0	0.0	0.0	0.0	0.0	0.0	0.0%
75000 Capital Outlay	141.8	0.0	0.0	0.0	0.0	0.0	0.0%
77000 Grants, Benefits	179.2	0.0	0.0	0.0	0.0	0.0	0.0%
78000 Miscellaneous	0.0	0.0	0.0	0.0	0.0	0.0	0.0%
Totals	**5,109.3**	**0.0**	**0.0**	**0.0**	**0.0**	**0.0**	**0.0%**
Fund Sources:							
1002 Fed Rcpts (Fed)	262.5	0.0	0.0	0.0	0.0	0.0	0.0%
1004 Gen Fund (UGF)	2,666.7	0.0	0.0	0.0	0.0	0.0	0.0%
1007 I/A Rcpts (Other)	92.5	0.0	0.0	0.0	0.0	0.0	0.0%
1048 Univ Rcpt (DGF)	1,989.9	0.0	0.0	0.0	0.0	0.0	0.0%
1151 VoTech Ed (DGF)	97.7	0.0	0.0	0.0	0.0	0.0	0.0%
Unrestricted General (UGF)	**2,666.7**	**0.0**	**0.0**	**0.0**	**0.0**	**0.0**	**0.0%**
Designated General (DGF)	**2,087.6**	**0.0**	**0.0**	**0.0**	**0.0**	**0.0**	**0.0%**
Other Funds	**92.5**	**0.0**	**0.0**	**0.0**	**0.0**	**0.0**	**0.0%**
Federal Funds	**262.5**	**0.0**	**0.0**	**0.0**	**0.0**	**0.0**	**0.0%**
Positions:							
Permanent Full Time	39	0	0	0	0	0	0.0%
Permanent Part Time	0	0	0	0	0	0	0.0%
Non Permanent	0	0	0	0	0	0	0.0%

Change Record Detail - Multiple Scenarios with Descriptions
University of Alaska

Component: Prince William Sound College (759)
RDU: University of Alaska Anchorage (235)

Scenario/Change Record Title	Trans Type	Totals	Personal Services	Travel	Services	Commodities	Capital Outlay	Grants, Benefits	Miscellaneous	Positions PFT	Positions PPT	Positions NP
********** Changes From FY2023 Conference Committee To FY2023 Authorized **********												
FY2023 Conference Committee	ConfCom	6,311.6	4,656.8	34.5	1,299.1	251.8	36.4	27.5	5.5	39	0	0
1002 Fed Rcpts	800.0											
1004 Gen Fund	2,725.9											
1007 I/A Rcpts	177.3											
1048 Univ Rcpt	2,508.9											
1151 VoTech Ed	89.5											
1174 UA I/A	10.0											
Subtotal		**6,311.6**	**4,656.8**	**34.5**	**1,299.1**	**251.8**	**36.4**	**27.5**	**5.5**	**39**	**0**	**0**
********** Changes From FY2023 Authorized To FY2023 Management Plan **********												
Align Authority with Anticipated Expenditures	LIT	0.0	56.1	-4.5	-38.8	-18.9	8.6	-2.5	0.0	0	0	0

Transfers between expenditure categories that University of Alaska management and the Board of Regents have deemed necessary to accurately reflect expenditure levels for FY2023.

Transfer Positions Between Allocations for Anticipated Needs	PosAdj	0.0	0.0	0.0	0.0	0.0	0.0	0.0	0.0	1	0	0

Position transfers deemed necessary to accurately reflect University of Alaska position assignments for FY2023. Positions will be transferred between various allocations.

Full-time Position Transfers:
(2) Systemwide Services
3 Office of Information Technology
4 Anchorage Campus
(2) Kenai Peninsula College
(1) Kodiak College
(2) Matanuska Susitna College
1 Prince William Sound College
(2) Fairbanks Campus
(3) Bristol Bay Campus
(1) Chukchi Campus
(1) Interior Alaska Campus
6 College of Rural and Community Development

Transfer Technical Vocational Education Program Funds to Align with Distributions	Trout	-6.3	0.0	0.0	-6.3	0.0	0.0	0.0	0.0	0	0	0
1151 VoTech Ed	-6.3											

Component: Prince William Sound College (759)
RDU: University of Alaska Anchorage (235)

Scenario/Change Record Title	Trans Type	Totals	Personal Services	Travel	Services	Commodities	Capital Outlay	Grants, Benefits	Miscellaneous	Positions PFT	Positions PPT	Positions NP
Transfers between allocations to reallocate Vocational Technical funding to FY2023 programs approved by the University of Alaska Workforce Development Committee.												
($954.2) - Budget Reductions/Additions - Systemwide $158.5 - Systemwide Services $185.9 - Anchorage Campus $71.8 - Kenai Peninsula College ($41.5) - Kodiak College $53.2 - Matanuska-Susitna College ($6.3) - Prince William Sound College $88.6 - Bristol Bay Campus $83.2 - Fairbanks Campus $47.3 - Interior Alaska Campus ($374.0) - Kuskokwim Campus ($5.6) - Northwest Campus $480.7 - University of Alaska Fairbanks Community and Technical College $56.8 - Juneau Campus $33.8 - Ketchikan Campus $121.8 - Sitka Campus												
University of Alaska FY2023 Transfer to Budget Reductions/Additions												
	Trout	-2,725.9	0.0	0.0	-2,725.9	0.0	0.0	0.0	0.0	0	0	0
1004 Gen Fund	-2,725.9											
Transfer FY2023 conference committee unrestricted general funds from all components to budget reductions/additions. Funds will be redistributed to adjust for the impact of the multiple years of budget reductions.												
$288,941.1 - Budget Reductions/Additions - Systemwide ($6,458.9) - Systemwide Services ($4,896.1) - Office of Information Technology ($88,610.2) - Anchorage Campus ($959.6) - Small Business Development Center ($6,430.5) - Kenai Peninsula College ($2,351.3) - Kodiak College ($4,682.3) - Matanuska-Susitna College ($2,725.9) - Prince William Sound College ($129,336.8) - Fairbanks Campus ($1,145.0) - Bristol Bay College ($640.4) - Chukchi Campus ($4,843.7) - College of Rural and Community Development ($1,360.0) - Interior Alaska Campus												

Component: Prince William Sound College (759)
RDU: University of Alaska Anchorage (235)

Scenario/Change Record Title	Trans Type	Totals	Personal Services	Travel	Services	Commodities	Capital Outlay	Grants, Benefits	Miscellaneous	Positions PFT	Positions PPT	Positions NP
($2,451.3) - Kuskokwim Campus												
($1,221.2) - Northwest Campus												
($4,941.9) - University of Alaska Fairbanks Community and Technical college												
($21,712.1) - Juneau Campus												
($1,899.8) - Ketchikan Campus												
($2,274.1) - Sitka Campus												
University of Alaska FY2023 Distribution of Base State Funds												
	Trin	2,666.7	0.0	0.0	2,666.7	0.0	0.0	0.0	0.0	0	0	0
1004 Gen Fund	2,666.7											

Redistribute unrestricted general funds from budget reductions/additions to all components. Represents the resetting impact of the multi-year budget reductions and the limitations imposed given the dual appropriation. FY2023 increases for compensation, fixed costs, and programs are recorded in separate change records.

($272,733.5) - Budget Reductions/Additions - Systemwide
$8,994.9 - Systemwide Services
$5,570.3 - Office of Information Technology
$83,768.7 - Anchorage Campus
$959.6 - Small Business Development Center
$6,289.1 - Kenai Peninsula College
$2,303.3 - Kodiak College
$4,568.7 - Matanuska-Susitna College
$2,666.7 - Prince William Sound College
$120,838.3 - Fairbanks Campus
$1,100.3 - Bristol Bay College
$607.8 - Chukchi Campus
$4,786.3 - College of Rural and Community Development
$1,294.5 - Interior Alaska Campus
$2,324.6 - Kuskokwim Campus
$1,161.7 - Northwest Campus
$4,884.3 - UAF Community and Technical college
$17,076.2 - Juneau Campus
$1,602.9 - Ketchikan Campus
$1,935.3 - Sitka Campus

University of Alaska Compensation Increases												
	Trin	47.3	47.3	0.0	0.0	0.0	0.0	0.0	0.0	0	0	0
1004 Gen Fund	47.3											

Distribute funding for compensation increases to the following employee groups: UA non-union staff, Fairbanks Firefighters Association union, and Alaska Higher Education Crafts and Trades Employees (local 6070) union.

Component: Prince William Sound College (759)
RDU: University of Alaska Anchorage (235)

Scenario/Change Record Title	Trans Type	Totals	Personal Services	Travel	Services	Commodities	Capital Outlay	Grants, Benefits	Miscellaneous	Positions PFT	Positions PPT	Positions NP
($4,357.6) - Budget Reductions/Additions - Systemwide												
$346.6 - Systemwide Services												
$127.7 - Office of Information Technology												
$1,364.5 - Anchorage Campus												
$78.1 - Kenai Peninsula College												
$24.2 - Kodiak College												
$63.5 - Matanuska-Susitna College												
$47.3 - Prince William Sound College												
$1,800.9 - Fairbanks Campus												
$14.4 - Bristol Bay College												
$10.3 - Chukchi Campus												
$43.8 - College of Rural and Community Development												
$16.8 - Interior Alaska Campus												
$37.3 - Kuskokwim Campus												
$17.5 - Northwest Campus												
$48.0 - UAF Community and Technical college												
$257.6 - Juneau Campus												
$32.2 - Ketchikan Campus												
$26.9 - Sitka Campus												
University of Alaska Community Campuses Fixed Cost Increases												
	Trin	5.0	0.0	0.0	5.0	0.0	0.0	0.0	0.0	0	0	0
1004 Gen Fund		5.0										

Reallocate unrestricted general funds from main campuses to community campuses to off-set fixed cost increases. This distribution is necessary to preserve community campus funding as intended by the legislature.

($135.0) - Systemwide Services
($101.1) - Anchorage Campus
$47.7 - Kenai Peninsula College
$21.9 - Kodiak College
$26.5 - Matanuska-Susitna College
$5.0 - Prince William Sound College
($32.1) - Fairbanks Campus
$7.3 - Bristol Bay College
$2.0 - Chukchi Campus
$9.1 - Interior Alaska Campus
$8.0 - Kuskokwim Campus
$5.7 - Northwest Campus
($169.0) - Juneau Campus
$139.3 - Ketchikan Campus

Component: Prince William Sound College (759)
RDU: University of Alaska Anchorage (235)

Scenario/Change Record Title	Trans Type	Totals	Personal Services	Travel	Services	Commodities	Capital Outlay	Grants, Benefits	Miscellaneous	Positions PFT	Positions PPT	Positions NP
$164.7 - Sitka Campus												
	Subtotal	**6,298.4**	**4,760.2**	**30.0**	**1,199.8**	**232.9**	**45.0**	**25.0**	**5.5**	**40**	**0**	**0**
********** **Changes From FY2023 Management Plan To FY2024 Governor** **********												
University of Alaska Compensation Increases – Staff, Faculty, and Firefighters												
	SalAdj	134.9	134.9	0.0	0.0	0.0	0.0	0.0	0.0	0	0	0
1004 Gen Fund		126.7										
1048 Univ Rcpt		8.2										

In accordance with the University of Alaska's mission, the University of Alaska is committed to providing a competitive total compensation package, including salary and benefits, that will attract, retain, and reward high-performing employees who share a passion for higher education. The University of Alaska strives to make employee compensation performance-based, competitive to institutions with similar missions, and commensurate with the individual's level of responsibility.

In FY2023, the University of Alaska was able to pay a two percent salary adjustment for all non-union staff, union-represented firefighters, and Local 6070 employees. The FY2024 request includes a 2.75 percent wage increase for staff and firefighters. Except for a market adjustment in FY2020, there has only been one across-the-board increase of one percent, for staff and firefighters, in the five prior years.

The University of Alaska and the United Academics faculty union (UNAC) reached a tentative agreement (TA) on a three-year contract that increases faculty pay by three percent in FY2023, 2.75 percent in FY2024, and 2.5 percent in FY2025. The TA is pending approval by the University of Alaska Board of Regents and the State Department of Administration, and ratification by the United Academics bargaining unit members. The FY2024 request includes a 2.75 percent wage increase for UNAC.

The University of Alaska and the United Academic Adjuncts faculty union (UNAD) reached a tentative agreement (TA) on a two-year contract that increases adjunct faculty pay for semester credit hour minimums by three percent in FY2023 and 2.75 percent in FY2024. The TA is pending approval by the University of Alaska Board of Regents and the State Department of Administration, and ratification by the adjunct bargaining unit members. The FY2024 request includes a 2.75 percent pay increase for UNAD.

The University of Alaska Pension Plan wage base shall increase from $42 thousand to $52 thousand effective the first full pay period after July 1, 2023. This change is estimated to cost $2,500.0.

In FY2024, the University of Alaska will renew its medical (including dental and vision) plan at a higher rate. Parental leave (five days) will be added to the benefits package and life insurance employer-paid benefit plan coverage will increase from $50.0 to $100.0. This request includes $2,300.0 for health benefits increase expected in FY2024.

	Totals	**6,433.3**	**4,895.1**	**30.0**	**1,199.8**	**232.9**	**45.0**	**25.0**	**5.5**	**40**	**0**	**0**

Personal Services Expenditure Detail
University of Alaska

Component: Prince William Sound College (759)
RDU: University of Alaska Anchorage (235)
Notes:
1. If a position is split, an asterisk (*) will appear in the Split/Count column. If the split position is also counted in the component, two asterisks (**) will appear in the column.
2. "Pool" PCN refers to UA temporary positions, such as adjunct faculty; student employees; and other non-permanent staff. Multiple incumbents may share the same labor pool position number

PCN	Job Class Title	Location	Time Status	Split/ Count	Employee Class	Benefit Rate	Annual Budgeted Salary	Annual Benefits	Total Costs	UGF Estimate
620001	Term Asst Professor	Valdez	FT		United Academics BU	28.3%	64,646	18,295	82,941	43,677
620002	Athletics Facs, Ops & Pgms 2	Valdez	FT		PERS - Classified	48.6%	51,322	24,942	76,264	40,162
620004	Term Asst Professor	Valdez	FT		United Academics BU	28.3%	65,989	18,675	84,664	43,693
620005	Stu Svcs Profess 2 (Exempt)	Valdez	FT		APT - Exempt Employees	38.5%	44,267	17,043	61,310	-
620006	Admin Specialist 3	Valdez	FT		APT - Exempt Employees	38.5%	61,614	23,721	85,335	44,938
620007	Fiscal Manager 3	Valdez	FT		APT - Exempt Employees	38.5%	85,267	32,828	118,095	62,190
620008	Student Svcs Manager 1	Valdez	FT		APT - Exempt Employees	38.5%	45,540	17,533	63,073	33,215
620010	Fiscal Technician 1	Valdez	FT		PERS - Classified	48.6%	45,747	22,233	67,980	35,799
620016	Term Asst Professor	Valdez	FT		United Academics BU	28.3%	100	-	100	-
620017	Fiscal Technician 3	Valdez	FT		PERS - Classified	48.6%	51,322	24,942	76,264	40,162
620018	Assistant Professor	Valdez	FT		United Academics BU	28.3%	70,637	19,990	90,627	47,725
620019	Assistant Professor	Valdez	FT		United Academics BU	28.3%	66,986	18,957	85,943	45,258
620021	Associate Professor	Valdez	FT	**	United Academics BU	28.3%	63,683	18,022	81,705	43,027
620023	Student Svcs Professional 2	Valdez	FT		PERS - Classified	48.6%	51,819	25,184	77,003	40,550
620027	Administrative Management 3	Valdez	FT		APT - Exempt Employees	38.5%	73,810	28,417	102,227	53,834
620028	Student Svcs Manager 1	Valdez	FT		APT - Exempt Employees	38.5%	52,334	20,149	72,483	31,681
620031	Assistant Professor	Valdez	FT		United Academics BU	28.3%	60,606	17,151	77,757	40,948
620035	Director (Admin)	Valdez	FT		Officer	24.6%	139,627	34,348	173,975	91,617
620036	Admin Generalist 3	Valdez	FT		PERS - Classified	48.6%	37,685	18,315	56,000	29,490
620037	Admin Generalist 2	Valdez	FT		PERS - Classified	48.6%	30,106	14,632	44,738	23,559
620038	Maint Service Worker IV (MSW4)	Valdez	FT		AHECTE- Labor Trades & Crafts	47.2%	51,327	24,226	75,553	39,787
620039	Maint Service Workr III (MSW3)	Valdez	FT		AHECTE- Labor Trades & Crafts	47.2%	42,814	20,208	63,022	33,188
620040	Fac Svcs-MO&U Supervisor 4	Valdez	FT		APT - Exempt Employees	38.5%	75,202	28,953	104,155	54,849
620041	Maint Service Worker IV (MSW4)	Valdez	FT		AHECTE- Labor Trades & Crafts	47.2%	50,284	23,734	74,018	38,979
620047	Instructional Designer 3	Valdez	FT		APT - Exempt Employees	38.5%	67,114	25,839	92,953	48,950
620048	Admin Generalist 4	Valdez	FT		PERS - Classified	48.6%	51,519	25,038	76,557	40,316
620049	Fiscal Technician 2	Valdez	FT		PERS - Classified	48.6%	54,160	26,322	80,482	42,382
620050	Admin Specialist 2	Valdez	FT		PERS - Classified	48.6%	58,079	28,226	86,305	45,449
620051	Student Svcs Professional 1	Valdez	FT		PERS - Classified	48.6%	51,519	25,038	76,557	40,316
620053	Term Asst Professor	Valdez	FT		United Academics BU	28.3%	53,524	15,147	68,671	36,163
620055	Fiscal Manager 3	Valdez	FT		APT - Exempt Employees	38.5%	82,209	31,650	113,859	59,959
620058	Term Asst Professor	Valdez	FT	**	United Academics BU	28.3%	60,524	17,128	77,652	40,892
620059	Term Asst Professor	Valdez	FT		United Academics BU	28.3%	69,405	19,642	89,047	46,893
620061	Athletics Facs, Ops & Pgms 3	Valdez	FT		APT - Exempt Employees	38.5%	56,353	21,696	78,049	41,101
620062	Communications Specialist 4	Valdez	FT		APT - Exempt Employees	38.5%	58,419	22,491	80,910	42,608

Personal Services Expenditure Detail
University of Alaska

Component: Prince William Sound College (759)
RDU: University of Alaska Anchorage (235)
Notes:
1. If a position is split, an asterisk (*) will appear in the Split/Count column. If the split position is also counted in the component, two asterisks (**) will appear in the column.
2. "Pool" PCN refers to UA temporary positions, such as adjunct faculty; student employees; and other non-permanent staff. Multiple incumbents may share the same labor pool position number

PCN	Job Class Title	Location	Time Status	Split/ Count	Employee Class	Benefit Rate	Annual Budgeted Salary	Annual Benefits	Total Costs	UGF Estimate
620063	Training & Development 4	Valdez	FT		APT - Exempt Employees	38.5%	77,481	29,830	107,311	14,128
620064	Instructional Designer 3	Valdez	FT		APT - Exempt Employees	38.5%	70,112	26,993	97,105	51,136
620065	Admin Generalist 3	Valdez	FT		PERS - Classified	48.6%	42,712	20,758	63,470	33,424
620066	Admin Specialist 3	Valdez	FT		APT - Exempt Employees	38.5%	56,997	21,944	78,941	41,571
620067	Athletics Facs, Ops & Pgms 1	Valdez	FT		PERS - Classified	48.6%	45,747	22,233	67,980	35,799
Pool	Adjunct Facilty	Valdez	PT		Non-Represented Adjunct Faculty	0.0%	122,818	11,003	133,821	70,471
Pool	Adjunct Facilty	Valdez	PT		UNAD Adjunct Faculty	0.0%	145,539	12,953	158,493	83,464
Pool	UA Labor Pool	Valdez	PT		Labor Pool	0.0%	1,236,840		1,236,840	515,632
					Total Position Costs		3,843,805	916,432	4,760,237	2,288,980

Full Time Positions:	40
Part Time Positions:	
Positions in Component:	**40**

Federal Receipts (1002)	310,338
General Fund Receipts (1004)	2,288,980
Interagency Receipts (1007)	68,779
University Receipts (1048)	2,092,141
UA Intra-agency Transfers (1174)	-
UA Funding	**4,760,237**

State of Alaska
FY2024 Governor's Operating Budget

University of Alaska
University of Alaska Fairbanks
Results Delivery Unit Budget Summary

University of Alaska Fairbanks Results Delivery Unit

Contribution to Department's Mission

The University of Alaska Fairbanks (UAF) is a Land, Sea, and Space Grant university and an international center for research, education, and the arts, emphasizing the circumpolar North and its diverse peoples. The UAF integrates teaching, research, and public service as it educates students for active citizenship and prepares them for lifelong learning and careers.

University of Alaska Fairbanks Mission Statement
Board of Regents' Policy P01.01.030
Adopted 06-08-12

Results

(Additional performance information is available on the web at https://omb.alaska.gov/results.)

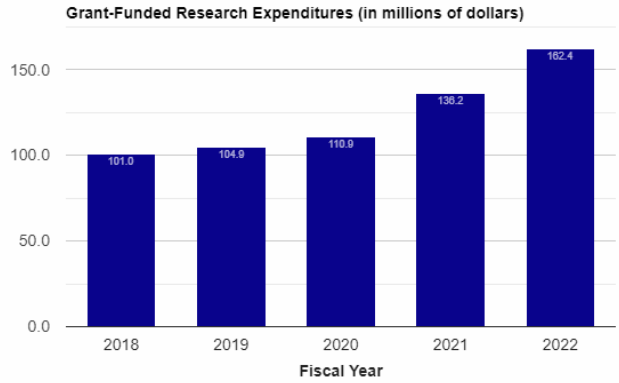

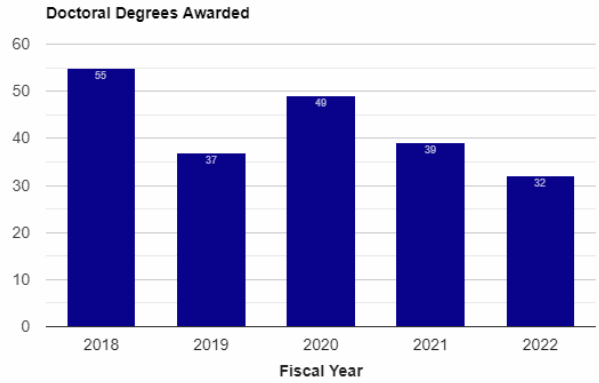

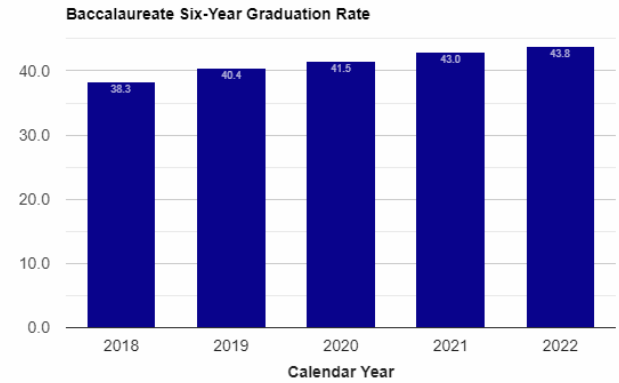

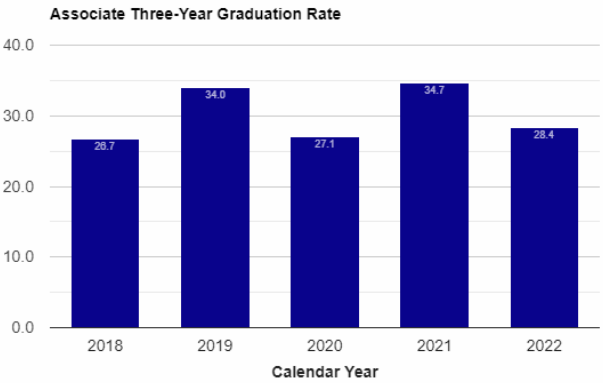

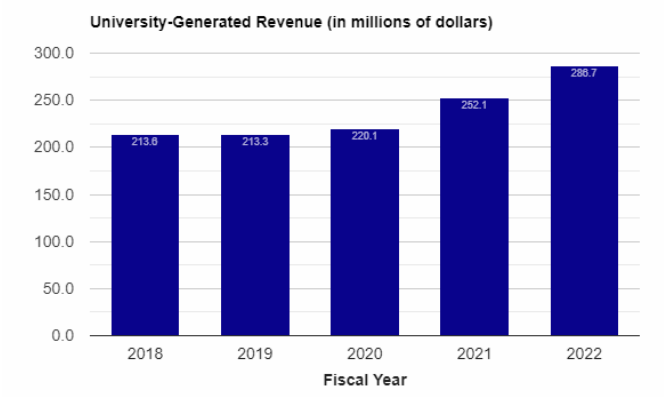

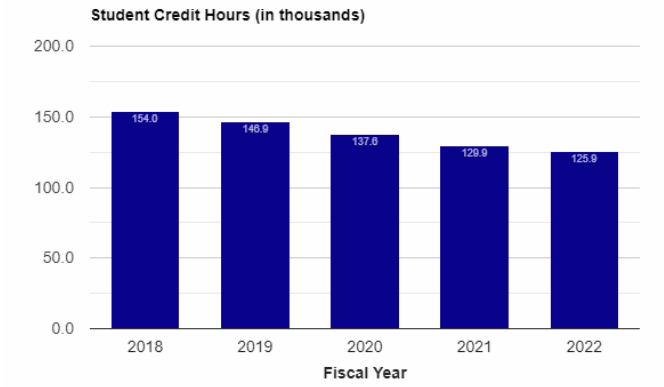

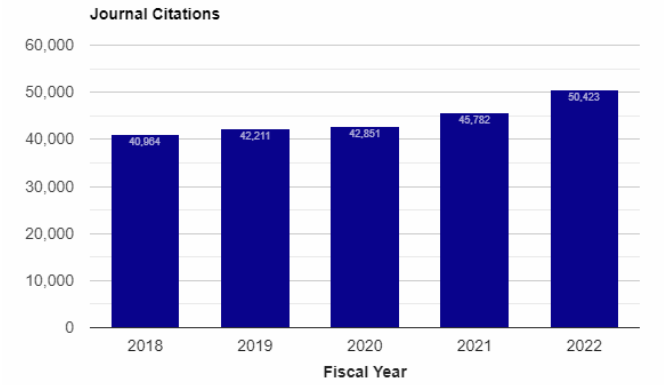

Core Services

- Serve Alaska's employers by enrolling and graduating students in high-demand job area degree and certificate programs, including those in teaching, engineering and health fields.
- Conduct research focused on Alaska and the circumpolar Arctic, leveraging university resources with external grants and contracts.
- Increase enrollment in doctoral degree programs.
- More credits enrolled per degree-seeking student per semester.
- Generate tuition and fee revenue consistent with maintaining access for low-income students and generate other revenue to the maximum extent possible and consistent with mission.
- Increase revenue generation from private gifts.
- Increase new student enrollment of first-time freshmen and transfer students.
- Increase student credit hour production facilitated by UAF eCampus.
- Increase efficiency in instructional expenditures per credit hour delivered.
- Publish research and scholarship, making the results widely available nationally and internationally.

Measures by Core Service

(Additional performance information is available on the web at https://omb.alaska.gov/results.)

1. Serve Alaska's employers by enrolling and graduating students in high-demand job area degree and certificate programs, including those in teaching, engineering and health fields.

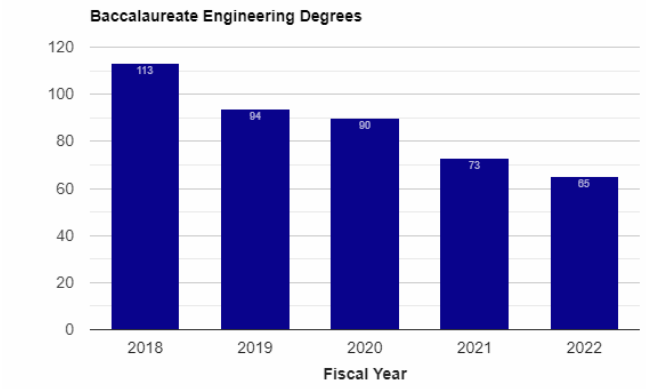

2. Conduct research focused on Alaska and the circumpolar Arctic, leveraging university resources with external grants and contracts.

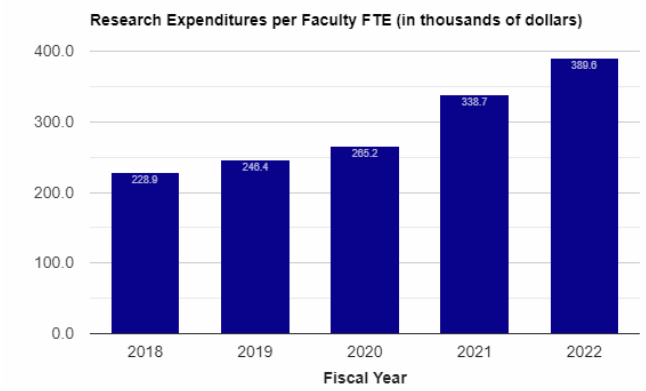

3. Increase enrollment in doctoral degree programs.

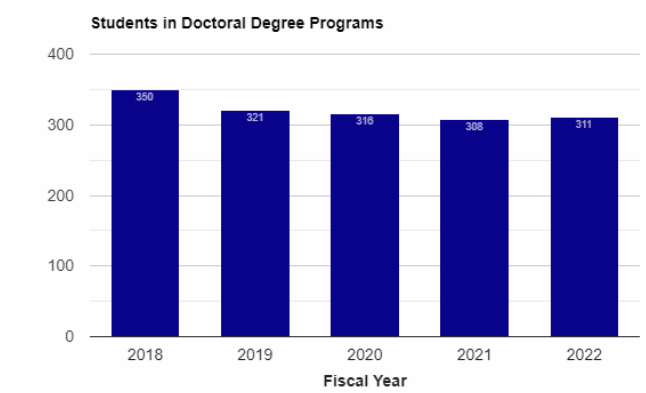

4. More credits enrolled per degree-seeking student per semester.

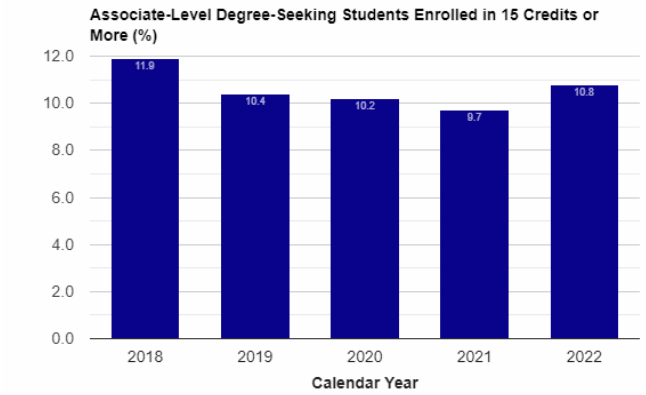

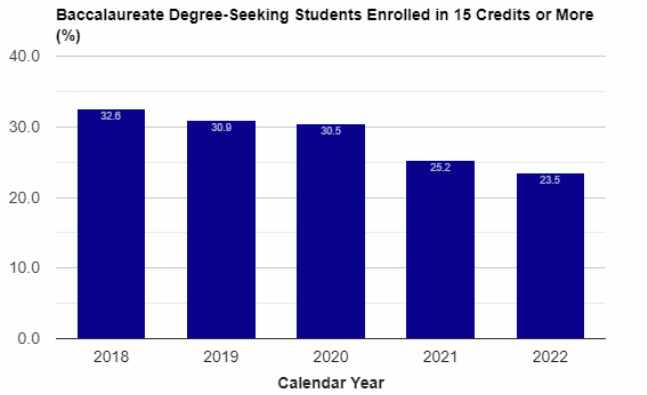

5. Generate tuition and fee revenue consistent with maintaining access for low-income students and generate other revenue to the maximum extent possible and consistent with mission.

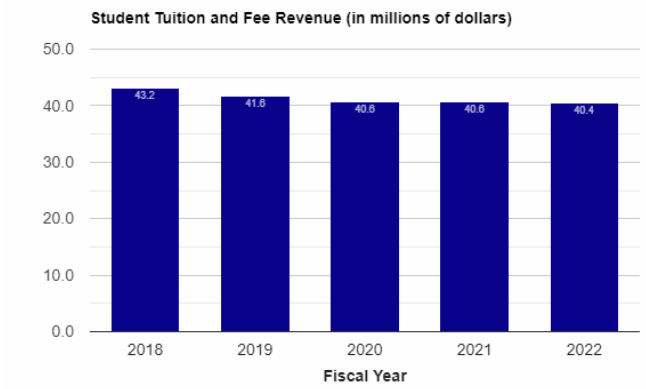

6. Increase revenue generation from private gifts.

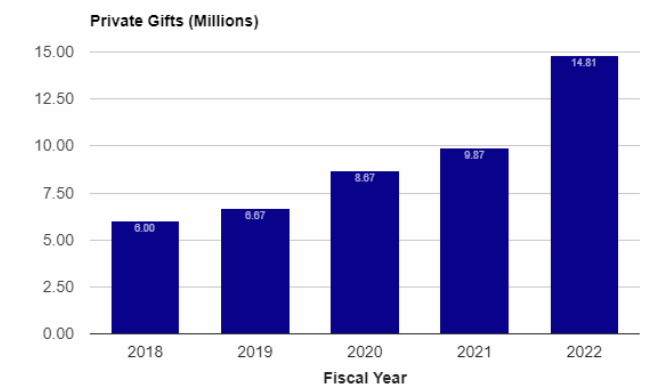

7. Increase new student enrollment of first-time freshmen and transfer students.

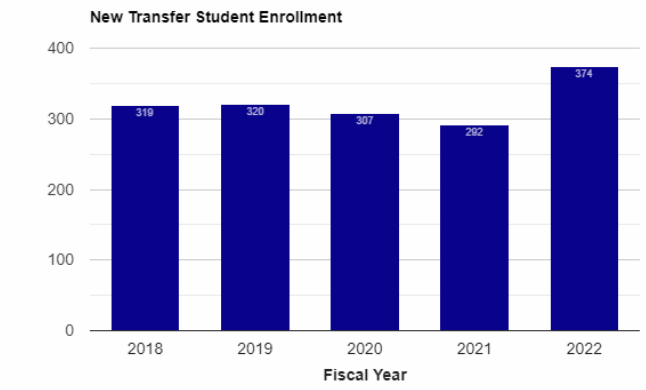

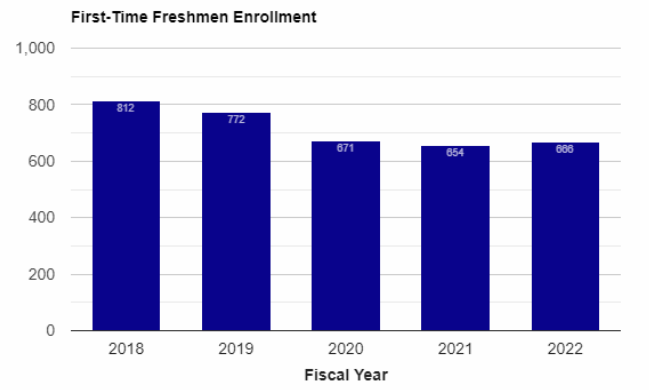

8. Increase student credit hour production facilitated by UAF eCampus.

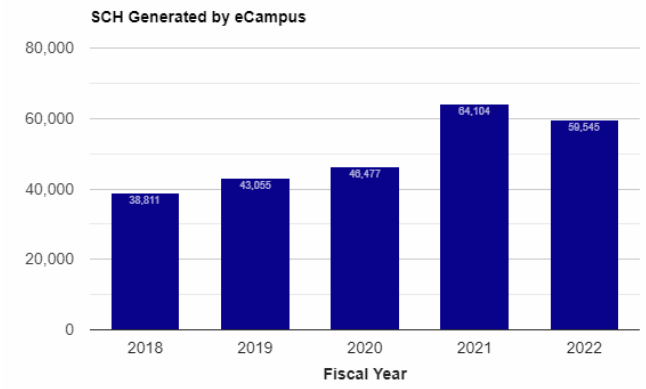

9. Increase efficiency in instructional expenditures per credit hour delivered.

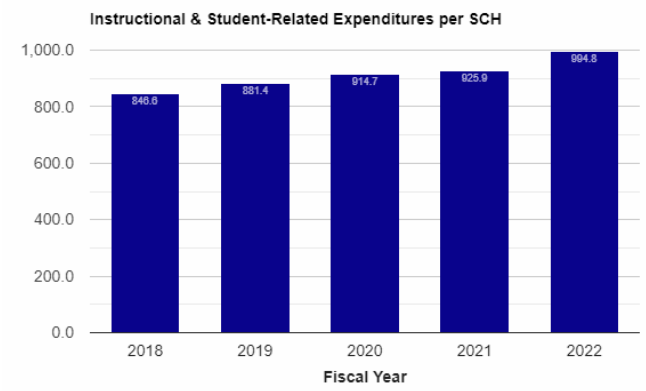

10. Publish research and scholarship, making the results widely available nationally and

internationally.

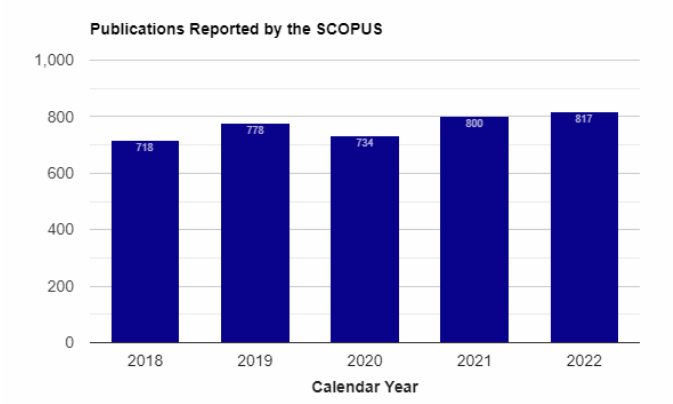

Major RDU Accomplishments in 2022

The UAF continues to follow a strategic plan that includes six goals: To (i) modernize the student experience; (ii) solidify the UAF global leadership in Alaska Native and Indigenous programs; (iii) achieve Tier 1 research status; (iv) transform UAF's intellectual property development and commercialization enterprise; (v) embrace and grow a culture of respect, diversity, inclusion and caring; and (vi) revitalize key academic programs.

Accreditation is a voluntary process of self-regulation and peer review adopted by the higher education community. It is an affirmation that a college provides a quality of education that the general public has the right to expect and that the educational community recognizes. The UAF has been accredited by the Northwest Commission on Colleges and Universities (NWCCU) since 1934. The UAF's accreditation was reaffirmed by NWCCU in February 2021. The UAF has four focus areas for accreditation: Student Success and Degree Attainment, Research, Skilled Workforce, and Equity, Diversity, and Inclusion.

The Troth Yeddha' Indigenous Studies Center will serve as a central Alaska Native gathering place with classes, services, and activities, as a breathtaking tribute, that affirms Alaska Native culture and contributions across Alaska. The center will be built at the University of Alaska Fairbanks (UAF). With growing enrollment of Indigenous students and a history steeped in culture, the Troth Yeddha' Indigenous Studies Center champions a path forward to honor Alaska's First Peoples, to meet the current and future campus demands, and to prepare the University of Alaska for academic growth. Timing is crucial as the University of Alaska respond to demand in areas such as the revitalization of Indigenous languages, restoration of cultural knowledge, community healing, and centering Indigenous knowledge.

Awards, Recognition, and Achievements

John Walsh, a climate scientist at the University of Alaska Fairbanks, has received the Mohn Prize (https://en.uit.no/mohnprize) for the outstanding research in the Arctic. The prize amounts to roughly $230,000 and is one of the premier Arctic research awards. The Academia Borealis, the Academy of Sciences and Letters of Northern Norway, Tromsø Research Foundation and the Arctic University of Norway award the Mohn Prize every other year to scientists who are international leaders in Arctic research and have developed groundbreaking new knowledge about the region. Walsh, chief scientist at the UAF International Arctic Research Center, is the first United States scientist to receive the prize. Walsh has had a long and distinguished career studying Arctic climate variability and is one of the world's leading Arctic climate change experts.

Dr. Margaret Darrow, Dr. Uma Bhatt and Dr. M. Syndonia Bret-Harte were the recipients of the 2022 Emil Usibelli Distinguished Awards in teaching, research, and service, respectively. Each was recognized for their exemplary contributions to the discovery, communication, and use of knowledge.

Dr. Margaret Darrow received the Elbert F. (Eb) Rice Memorial Lecture Award for Cold Regions Engineering Education.

UAF professor Robert Merritt and scientist Dr. Stacy Rasmus were inducted into the Alaska Innovators Hall of Fame. The State Committee for Research (SCoR) created the Alaska Innovators Hall of Fame in 2014 to celebrate and honor outstanding individuals who are leaders in innovation and contribute to growing Alaska's culture of innovation. These nominees have made achievements in their field that have made a tangible impact on quality of life, economic development, the environment, the welfare of the people of Alaska and the globe. These are inventors and innovators in the fields of science, engineering and technology

Dr. Steffi Ickert-Bond, University of Alaska Fairbanks Professor of Botany and Curator of the University of Alaska Museum of the North Herbarium, is the recipient of the 2022 Charles Edwin Bessey Teaching Award from the Botanical Society of America. This prestigious award recognizes individuals whose work has impacted botanical education at a regional, national, or international level.

Thirty faculty members received tenure, promotion, or both in AY2021-22.

UA Press was presented with a 2021 Contributions to Literacy in Alaska award by the Alaska Center for the Book; the UA Press publication Yungcautnguuq Nunam Qainga Tamarmi (All the Land's Surface is Medicine) won the Council on Botanical and Horticultural Libraries 2022 Annual Literature Award.

UAF academic rankings:

UAF's Special Education and Teaching program is one of only three programs to be rated as Exemplary by Quality Matters, certified in all four sub-categories: Program Design, Teaching Support, Learner Support and Learner Success.

UAF's online programs also earned Quality Matters' certification for Online Learner Support. All UAF Quality Matters certifications have been earned since 2018 and are valid for 5 years.

UAF's online bachelor's degree programs were again ranked among the best by United States News and World Report in 2021. Additionally, the online Master of Arts in Justice Administration was ranked 29th in the country.

The online Bachelor of Business Administration programs earned a top-75 spot (out of 228) in the United States News and World Report ranking for undergraduate business programs.

22nd: World's Best Small Universities, Times Higher Education Survey, an improvement of four places from last year's 26th spot.

Top 26 percent: impact on reducing inequality. Times Higher Education Impact Ranking survey.

University HQ rated UAF's Bachelor's and Master's programs as best in the state. Niche.com rated UAF well above average in a number of categories including colleges with the best professors and best colleges for student athletes.

UAF research rankings:

3rd: Worldwide Rank in Number of Publications/Citations of Peer-reviewed Arctic Research
4th: Geological and Earth Sciences, NSF Higher Education Research and Development Survey
Examples of ranked schools that UAF outranks: Penn State, Texas A&M, Stanford, Harvard, University of California, Berkeley, Cornell, Yale
10th: Ocean Sciences and Marine Sciences, NSF Higher Education Research and Development Survey
Examples of ranked schools that UAF outranks: Rutgers, Duke, Princeton, Stanford, Cornell, Yale
13th: Astronomy and Astrophysics, NSF Higher Education Research and Development Survey
Examples of ranked schools that UAF outranks: University of Washington, Seattle, Columbia, Texas A&M, Yale, Stanford , Cornell

21st: Atmospheric Science and Meteorology, NSF Higher Education Research and Development Survey
Examples of ranked schools that UAF outranks: Harvard, Texas A&M, Boston College, Stanford, Cornell, Yale

Academic Programs, Enrollment and Graduation

During the fiscal year 2022, UAF conferred 1,209 degrees, including 276 undergraduate certificates or licensures, 226 associate degrees, 493 baccalaureate degrees, 182 master's degrees and 32 doctorates.

As of September 2022, fall enrollment at UAF was up four percent for incoming first-time first-year students. Student headcount and student credit hours were about flat in total with declines in the College of Engineering and Mines and our Community and Technical College but with growth in the College of Business and Security Management and the College of Liberal Arts. UAF has invested in several enrollment and retention initiatives, including an extensive strategic enrollment planning process.

UAF's eCampus now supports the delivery of six graduate degrees, four graduate certificates, two post-baccalaureate certificates, sixteen bachelor's degrees, seven associate's degrees, six undergraduate certificates, and nine occupational endorsements; for a total of 50 fully online programs. Over 215 programs are available to complete partially online with a hybrid course schedule.

UAF's six-year baccalaureate student graduation rate was 43.8 percent, representing a 0.8 percentage point increase over 2021. UAF's three-year, first-time, full-time associate-level student graduation rate was 28.4 percent. This is a decrease of 6.3 percentage points from the 2021 rate.

UAF has continued to prioritize retention and student success initiatives to increase the graduation rate of first-time full-time freshmen. Fall 2020 to fall 2021 retention for first-time full-time baccalaureate students was 67.9 percent. The retention rate for associate degree students was 51.8 percent.

As part of the priority on retention, UAF has implemented several initiatives, including the launch of the upcoming Student Success Center. Programmatic changes are already underway, including a transition to a first-year comprehensive advising model and the addition of academic coaches.

UAF offers high school students both an online and in-person dual enrollment experience. In partnership with the Fairbanks North Star School District, the North Star College launched in fall 2020 with a cohort of 40 high school seniors earning seven to 15 credits while taking classes on the Fairbanks campus. UAF welcomed another cohort of 40 seniors in the fall of 2021 and fall 2022 with plans for significantly expanding the program in fall of 2023.

The Alaska Advantage program partners with UAS to provide dual enrollment opportunities to high school students from school districts around the state and to earn both high school and college credit. The program enrolled almost 500 high school students in the fall semester of 2022.

Community Campuses

College of Rural and Community Development (CRCD)

CRCD continues to contribute to the Alaska Native Success Initiative (ANSI) through the ongoing recruitment and retention of positions supporting the Indigenous and rural student serving programs and places, reflecting the UAF workforce and Alaska's population with eight hires in 2022.

CRCD rural campuses continue to increase dual enrollment course offerings across rural school districts and regions. With a shared vision of supporting more K-12 students in their pursuit of higher education and employment. The rural campuses have been integral in boosting the state's dual enrollment, tech prep offerings, and student success. CRCD and the individual rural campuses continue to be successful in securing federal funding (DOE, USDA, NIH etc.) to provide support and engagement of students across the state.

Bristol Bay Campus Assistant Prof. Masteller led UAF's Solar Design Team to compete in the National 2022 National Renewable Energy Laboratory (NREL) Solar Decathlon where the team placed 3rd. Read more in the https://www.akbizmag.com/industry/architecture/uaf-students-design-shipping-container-house/ magazine and see their award winning design. (Project supported by USDA grants.)

Kuskokwim Campus received a $2 million grant from the Health Resources and Services Administration for converting a building to a new, state-of-the-art Allied Health training center. This renovation will be further funded through a partnership with Blue Cross/Premera and is expected to break ground in summer 2024.

The University of Alaska Fairbanks Kuskokwim Consortium Library was among 30 finalists for the 2022 National Medal for Museum and Library Service. The Kuskokwim Consortium Library was the only institution in Alaska to be selected as a 2022 finalist for this award.

Northwest Campus, in collaboration with the Department of Equity and Compliance and the Nanook Diversity and Action Center, continues the ongoing speaker series designed to encourage understanding, build empathy, to engage people in thinking critically about worldviews, and to promote conversations on diversity, equity and inclusion: *Shine a Light.* Recent topics have included: Decolonizing the Classroom and Trauma-Informed Practice in Education.

The Rural Alaska Honors Institute (RAHI) celebrated 52 graduates in the 2022 graduation ceremony. Since its inception in 1983, over 1,800 students have completed RAHI. Alumni have gone on to earn more than 1,250 degrees from the University of Alaska and a variety of other institutions around the U.S. and beyond.

Representatives from the Arctic Education Alliance visited the University of Alaska Fairbanks Interior Alaska Campus. Representatives from the University of Southern Maine and the Greenland Institute of Natural Resources met with faculty and visited areas around the state regarding workforce development in the Arctic. The Arctic Education Alliance (AEA) is a collaboration between Greenlandic and American education institutions to build education capacity in Greenland for land and fisheries management, sustainable tourism and hospitality.

Community and Technical College (CTC)
The UAF Community and Technical College (CTC) is Alaska's quality choice for career and technical education, academic preparation and lifelong learning. CTC's core purpose is community-driven education built on values of academic excellence, integrity, student empowerment, innovation, flexibility, and community collaboration.
CTC hires experts from industry to teach in specialized programs that carry academic credentials, meet industry standards, and often require state or federal certifications. In FY2022 CTC hired six new faculty members to continue supporting workforce development and training Alaskans for Alaska's jobs.

In AY2021-22 CTC graduated approximately 400 students with degrees ranging from Occupational Endorsements, one and two-year certificates, and associate degrees. To support students, CTC focused on targeted retention efforts and judicious use of tuition assistance to support students' completion with an understanding that students educated for workforce development jobs may get employed before they complete their degree.

CTC's Debbie Moses Learning Success Center has been awarded certification from the National College Learning Center Association. The CTC Learning Center provides educational support and services to students in a friendly and welcoming environment and is a useful resource for both college and high school students to seek tutoring in writing and math. The center provides group and quiet study areas, a Math Lab and Writing Center with tutoring assistance, and many additional services to help increase math and language skills.

Trailblazer Recognition Ceremony
For the second time, first generation students who received an occupational endorsement (O.E.), Certificate, Associate of Applied Science (AAS)/ Associate of Arts (AA) were recognized at UAF through the Trailblazer Recognition Ceremony held on April 20, 2022. A first generation student is the first person from their family to attend college and receive a college credential. CTC and CRCD celebrated approximately 200 first generation students for the 2021-2022 academic year. President Pitney was the keynote speaker at the event. The event was streamed to rural sites while it was held in-person at 604 Barnette Street, Fairbanks, Alaska.

Welding and Materials Technology
CTC's Welding and Materials Technology program received the Schools Excelling through National Skills Education (SENSE) Level I certification by the American Welding Association at the beginning of academic year 2021-2022. The SENSE specifications and guidelines help training organizations build a welding education program that is flexible and modular while meeting essential industry requirements.

Alaska Technical Vocational Education Program (TVEP)

TVEP funding received in FY2022 supported three faculty positions and equipment for eight CTC programs to support dynamic and innovative teaching. With the support of TVEP funding, students in Allied Health, Aviation, Culinary Arts, Dental Assisting, Diesel Heavy Equipment, Fire Science, Paramedicine, Process Technology and Welding will receive the latest in industry standard for equipment and technology training available. TVEP support for CTC programs in FY2022 totaled $756,500.

Registration BASH Event
CTC held an in-person registration event on August 18th for interested community members. The family friendly event highlighted workforce development programs from CTC's 40+ programs and included free application processing, onsite registration, and advising. There were a variety of program vehicles and equipment, including a fire truck from the fire science program, an airplane from the aviation program, food from the new culinary arts food trailer, an ambulance from the paramedicine program, vehicles from the automotive technology program, and more. There were approximately seventy (70) new applications for admissions from this event.

Applied Business and Accounting
CTC's Applied Business and Accounting program implemented a partnership with the Alaska Interior Business Accelerator (https://interioraccelerator.com/) to give aspiring entrepreneurs and existing small businesses the tools and networks to set their companies on the path to success, while building momentum and bringing attention to the opportunities that exist for small businesses in interior Alaska.

Culinary Arts and Hospitality (CAH)
The UAF CTC CAH program, in the last five (5) years has grown and improved in many ways. The program has built and created new partnerships with some of the best restaurants around Alaska, including Seven Glaciers in Alyeska Resort, Altura Bistro in Anchorage, 229 Parks in Denali, Lavelle's Bistro and Latitude 65 in Fairbanks. This gives students an opportunity to connect with employers that can help them achieve their career goals. This is an extension of CAH's goal to be the "culinary hub" of the Interior. CAH's reputation for producing high-quality graduates has led to employers from around the state regularly contacting CAH to connect them with students and graduates.

Over the last three years, CAH has transitioned most lecture courses online. This has made it easier for both traditional and non-traditional students to participate in the program and earn their degrees. Many students work or have families or other challenges to participating in full-time enrollment and CAH has worked to lower barriers to education for all students. As the culinary hub of the interior, CAH also has many industry partners. CAH have guest speakers and supporters from many businesses in Fairbanks, including Alaska Four Company, Quality Sales Food Service, Holland America and Hoodoo Brewing. CAH recently partnered with the Alaska Railroad and Hoodoo Brewing to provide food to the Hoodoo Choo-Choo event consisting of a train ride from Fairbanks to Nenana and back for over 250 guests, showcasing the strengths of the program and students. CAH also supports many local non-profit organizations through fundraising events, sharing a kitchen lab space and offering training and educational opportunities. Some of the non-profit organizations include; Fairbanks Resource Agency, Fairbanks Summer Arts Festival, Breadline Inc, Festival Fairbanks, Stand Down for Veterans, and Stones Throw.

Through industry connections and relationship building CAH recently received a donation of a high-quality, fully supplied, 35 foot-long food trailer. This amazing gift will be utilized as an extension of the kitchen lab to teach students how to operate a food truck, which is a growing area of the hospitality industry. The food trailer also has many other possibilities for supporting the program goals, from fundraising to externships and employment opportunities for students. In addition to this donation, CAH has been working through TVEP grants to replace aging equipment in the kitchen lab to make sure students have contemporary and high quality equipment to use in their classes.

CAH will continue to work to be the culinary hub of the interior and provide high quality education that prepares students for their future careers. Hospitality workers are in high-demand as the tourism industry in Alaska continues to grow, providing a pathway for students to enter the workforce and build great careers in Alaska.

Early Childhood Education
The early Childhood Education program launched the Nanny Occupational Endorsement in AY2021-2022 resulting in fifteen (15) students earning their OE from the program.

A successful partnership began with Department of Education and Early Development (DEED) for Early Childhood Education (ECE) courses to be offered in Alaska high schools. Two different pilot programs have started with public high schools for AY2022-2023; one in Ketchikan and one in Nenana, impacting approximately fifty (50) students. These courses will allow all involved high school students to earn credits toward social science requirements at a reduced rate and help them gain skills they will use throughout their lives.

The Bunnell House Early Childhood Lab School reopened to young students ages three to five on the Troth Yeddha' campus after being closed for two years due to the pandemic.

Allied Health
CTC's Allied Health program partnered with Aging At Home to offer a Personal Care Attendant credential to students. This is a 12-day program for those interested in beginning their career in healthcare. Aging At Home provided $1,000 scholarships to qualified students.

Information Technology Specialist
The IT Specialist program teaches students how to use, support, implement, and troubleshoot the computer and information technology systems found in educational, governmental, and corporate settings. Both certificate and associate degree options are offered through the IT Specialist program, as well as, individual courses for interest and professional development. The program recently added Amazon Web Services that trains students to work within the cloud environment along with earning an industry certification with Amazon. The program also has been training students to earn high demand industry certifications such as COMPTIA A+, NET+, and SEC+. As the industry continues to evolve so does the program, this allows the graduates to feel confident when graduating and entering the workforce.

Financial Assistance for Diesel/Auto/Welding/Aviation Students
The Bill Stroecker Foundation donated funds that will support students in the Diesel, Auto, Welding and Aviation programs. The funds will assist students by paying for tuition and fees and purchasing tool boxes for students.

Aviation Maintenance
The Aviation program offered a new Federal Aviation Administration (FAA) test prep program for aircraft mechanics. Civilian and military aircraft maintainers with at least 30 months of experience were eligible to take this test prep program which prepares them for the Airframe and Powerplant Mechanic FAA certification exam.
In person graduations and celebrations for Nursing, Paramedicine, Fire Science, First Generation graduation, and CTC's celebration of Community and Industry Partners happened for the first time in two years.

Emergency Medical Services Highlights
The Paramedic program purchased virtual reality software and equipment to help train students. Utilizing software from VRpatients (https://vrpatients.com/) allows instructors to create tailor-made clinical scenarios that give an accurate experience of what it is like to assess, diagnose, and treat a sick patient in real time. Together with textbook instruction, VRpatients' lessons library and immersive experience assist instructors to more accurately evaluate students' critical thinking skills.

17 Paramedic Graduates - 14 Graduates actively employed within 1 month of completion

The Paramedic students completed their capstone internships at emergency facilities in South Carolina, Texas, Connecticut, Oklahoma, Nevada, Oregon, and Washington.

17 Advanced EMT Graduates - 15 Graduates actively employed or associated with volunteer emergency services agencies and the other two student chose to continue their education and are in the current Paramedic Academy

58 Emergency Medical Technician I completers

16 Paramedic Refresher Students taught by Fidel Garcia, national speaker and instructor of EMS

12 Emergency Trauma Technician Graduates from a collaborative effort with Tok School and CRCD

April ‘22 - CTC hosted EMS Career Fair with in-state and out of state employers attending to connect students and industry

Additional state of the art equipment was added to the program by the support of Alaska Technical Vocational Education Program (TVEP) funding:
- 1 adult Laerdal SimMan G3 high fidelity patient simulator.
- 4 Airway training device
- 1 Childbirth training device

Process Technology
Summer 2022 celebrated three current students and two graduates that were offered paid internship positions with Hilcorp on the North Slope. These interns worked with the Hilcorp employees on two week on/two week off rotations to learn different areas of the upstream oil and gas industry. Some of these summer interns were offered positions with contractors (working for Hilcorp) and have continued working on the North Slope following their internship. Additionally, other students and graduates have accepted job offers locally at the North Pole refinery, UAF Power Plant, Eielson Power Plant, and other locations.

The Process Technology program participated in the Spring 2022 Anchorage King Technical high school “Spring Hiring Event” which had 1,200 high school students attending from the surrounding Anchorage high schools.
The program has also made visits to high school process technology classrooms at Mat-Su Technical High School and West High School in Anchorage, to talk with students about the CTC Process Technology program. The CTC Process Technology program offers dual credit opportunities for these high school students taking Process Technology courses.

Summer Fire Academy 2022
The summer firefighter academy offered through the CTC fire science program is a 10-week program that combines five weeks of online learning with a five-week paramilitary-style skills academy. Upon successful completion of the program, a student will earn 12 credits towards an A.A.S. degree in fire science and will be eligible to test for Alaska FireFighter I certification. Summer 2022 celebrated 29 completers. The Summer Fire Academy training is supported by the local fire departments to ensure essential workers are available in the Fairbanks North Star Borough workforce.

- Chena Goldstream Fire Department
- Ester Fire Department
- North Pole Fire Department
- North Star Fire Department
- Steese Fire Department
- University Fire Department

Public Engagement

The Institute of Agriculture, Natural Resources, and Extension (IANRE) combines research with outreach and engagement statewide through programming that leads to enhanced food security and food resiliency through partnerships with farmers, gardeners, youth, elders, councils and entrepreneurs. IANRE not only shares research-based information, but also provides workforce development opportunities.

IANRE faculty and staff offer regular trainings and classes on topics that aid in workforce development and job security.

The Cooperative Extension Service (CES) is a trusted source of information through training and classes on food preservation and safety, precision agriculture, Master Garden volunteer certification program, and national certification courses. Post pandemic, Extension will continue to use Zoom, Facebook Live and other platforms to continue its outreach. Extension agents train more than 1,000 people annually in more than 20 communities on how to preserve Alaska foods and food safety.

Master gardeners trained by Extension commit to 40 hours of volunteer service in their communities. Master Gardeners also make up the bulk of membership of many garden clubs. They are important in supporting activities at

the dozen fairs around the state. Through the Federally-recognized Tribal Extension Program arm of the National Institute of Food and Agriculture, villages can access these activities as well.

The Alaska 4-H program livestock auctions at several fairs brought in more than $500,000 which, in return, supports local 4-H youth to support their future livestock and educational plans. In Bethel, a community accessible only by plane or barge, 197 youth were able to interact with nine national experts from across the country. In addition to the subject content taught by these professionals, youth were able to experience other cultures. Additionally, this experience allowed the professionals to learn and experience the uniqueness of remote Alaska living. This immersive experience created learning for all involved. In-person activities increased this year during local fairs, achievement and recognition nights, community service projects, hikes, livestock and horse clinics.

At-home learning kits continue to provide meaningful and fun opportunities for youth to learn. District examples include: culture camp in a box (Bristol Bay/Dillingham); edible soil science and weaving kits (Mat-Su/Copper River); ice cream science (Kodiak Island). Kits offered statewide: plant detectives, potato possibilities, summer harvest, microgreen magic, and Mars solar rover challenge.

Through the University of Alaska Agricultural Farm and Experimental Stations (AFES) in Fairbanks and Palmer, Faculty and staff are continuing and expanding the vegetable variety trials. This fall, they harvested and collected yield data on more than 100 different cultivars of vegetables, with record breaking yields for artichokes, peppers, and winter squash. The Variety Trials, as a partner of the Harvest Project (along with the Georgeson Botanical Garden, and the UAF Office of Sustainability) has already donated more than 1,700 pounds of produce to hunger relief organizations in the community. Based on all the winter squash still in the field, AFES is on track to break last year's record of more than 4,000 pounds of donated produce. AFES outreach also includes the Delta Farm Forum, Delta Harvest Wrap up, Soil Health Field Day in Delta, birch tree tapping and sap flow monitoring along with One Tree citizen science, and a joint Alaska Farm Bureau and Western Sustainability Agriculture Research and Education conference every fall.

Inside Extension, the Mining and Petroleum Training Service (MAPTS) meets the needs of the mining and oil and gas industry training in its three divisions:

1) The MAPTS adapted online Mine Safety and Health Administration (MSHA) compliance training and increased its student numbers by allowing it to serve major production mines and individuals across the state and outside the state.
2) MAPTS Oil and Gas division is certified by the International Association of Drilling Contractors (IADC) and continues regular offerings of the only IADC WellSharp training in the state, serving all of Alaska’s drilling contractors.
3) MAPTS Mine Training Camp program partners with Alaska Native subsidiaries and contractors to recruit shareholders into training and mentor individuals into successful employment.

Internationally, MAPTS has provided consultation on underground mine training facility in Sisimiut, Greenland, including mobile equipment, mine rescue equipment, and construction of the underground facility. MAPTS instructors provided 40-Hour MSHA training and certification to Greenland’s KTI Råstofskolen Director and staff members.

Alaska Sea Grant education programs contribute to creating a diverse workforce trained in place-based and online venues and cover a range of topics from marine safety, policy, business skills, permit assistance, food safety, and processing techniques. We support the commercial fishery and seafood processing industries and hosted 92 workshops with over 6,000 participants. Twenty-three new fishermen were trained to run a modern commercial fishing business. Thirty-one commercial fishermen completed United States Coast Guard-approved marine safety classes. Food safety training reached 65 professionals. Support to the nascent mariculture industry included developing new seaweed processing techniques, publishing them in a handbook, and offering training to current and prospective business owners. Mariculture permit application guidance resulted in higher quality applications and a record-setting number of permit applications.

Summer Sessions and Lifelong Learning (SSLL)
SSLL created two international travel programs, one to Ireland and the other to Greece, where the participants learned about their natural, cultural, and political histories.

SSLL created and hosted an 11-day inbound Alaska travel program for the University of Alabama Huntsville Osher Lifelong Learning Institute (OLLI).

SSLL created the free Summer Fairbanks Tall Timbers Lectures, a series of eight, every Monday evening, that honored eight community members who have given so much to the Fairbanks community. The series was delivered in person, via webcast, and recorded. The recordings were turned into YouTube videos and posted on the web.

SSLL hosted the free Summer Healthy Living Public Lectures, a series of 10, every Tuesday evening, that covers a wide variety of healthcare topics and one week included a talk by Alaska's chief medical officer Dr. Anne Zink who addressed Alaska's Health Scorecard. The series was delivered in person, via webcast, and recorded. The recordings were turned into YouTube videos and posted on the web.

SSLL hosted the free Summer Discover Alaska Public Lectures, a series of 10, every Wednesday evening, with professionals from the Geophysical Institute sharing their area of expertise. The series was delivered in person, via webcast, and recorded. The recordings were turned into YouTube videos and posted on the web.

SSLL hosted Music in the Garden Concerts, a series of twelve live free concerts in the UAF Georgeson Botanical Gardens concerts every Thursday evening at 7:00 PM. This year in welcoming bands began at 5:30 PM. Hundreds of Fairbanks families come out to enjoy this weekly event.

SSLL offered 65 children's summer day camps with a final enrollment of 773. Scholarships were available for those children who qualified for the public schools free and reduced lunch program.

SSLL's SMART (Science, Math, Art, Recreation, Technology) Academy working with the 116 home schools throughout the state offered virtual enrichment classes both in the fall and the spring.

SSLL hosted the 2022 Legacy Lecture which this year honored UAF Alum Steve Frank.

Athletics and Student Affairs

Athletics

Athletics serves as the first major contact that some stakeholders and constituents have with UAF, and serves as a community engagement opportunity for many members of Fairbanks and its surrounding communities. The UAF Athletics program generates brand identity, awareness and marketing for the University. These highly visible programs increase the number of prospective student applications, bolsters alumni participation, and both encourages and facilitates giving to the University through various philanthropic initiatives.

Athletics departments within the National Collegiate Athletic Association (NCAA) divisions put primary focus on the following three themes:

1. Fundraising and Scholarships
2. Compliance
3. Support Systems

UAF Athletics is continuing to develop and achieve these themes by creating a highly functioning Athletics fundraising program. With the spring hire of Sr. Associate Athletic Director for External Relations, Carl McAloose, in collaboration with our Assistant Athletic Director for Marketing, Sponsorships, and Promotions, Lisa Laiti, UAF Athletics has enhanced the fundraising team to further develop sponsorships and add inspiring events. The program is excited to continue the Seekins Ford Lincoln Raffle this year, with a 2023 Ford Maverick, along with a Gold Rush Event (Reverse Raffle) to book-end the athletics seasons in March. Additionally, increasing ticketing opportunities and sales under Assistant Athletic Director for Facilities, Ticketing, and Operations, Ryan Lahr will be a top priority for bringing fans back to their seats. Partnering this with the ongoing work from Sr. Associate Athletic Director, Jim Hall and Assistant Director of Athletics and Senior Woman Administrator, Dr. Nicole Bernsen, student-athlete academic-standing and overall GPA is the highest it's ever been. Alaska Nanooks Athletics aims to take the current framework and further develop it within the next three to five years, allowing Athletics to set and achieve major compliance, operational, and fundraising goals and initiatives.

Accomplishments from 2021-2022:

This year provided many challenges and opportunities for UAF Athletics after a year without event competition. A special thanks to Chancellor White, UAF Administration, and the coaches and staff for their leadership and vision. The ability to innovate, adapt, recruit, and develop student-athletes was above and beyond. An even bigger thank you to the donors who continued their unwavering support of Nanook Athletics and helped achieve one of the most successful years in UAF Athletics history. Without you none of this is possible. An additional thanks to Dr. Cary and Sarah Keller, who have continued to inspire Nanook Athletic Programs for over 30 years.

Additionally, Alaska Nanooks Athletics sees Athletic Director (AD), Brock Anundson, beginning his second year overseeing these strategic initiatives to ensure they are appropriately developed. This year has also seen some enhancements to coaching and staff; including new Head Women's Basketball Coach Amy Donovan, new Head Women's Swimming Coach Ksenia Gromova, new Strength and Conditioning Coach Nathan Archer, a promotion of Palmer Trolli to the Head Athletic Trainer role, along with some amazing assistant coaches and athletic trainers. The retirement of Dr. Keller after 33 years as Team Physician, Alaska Nanooks Athletics has brought on Dr. Jennifer Malcolm, as Team Physician, from McKinley Orthopedics and Sports Medicine. This new partnership will assist in enhancing student-athlete resources, along with providing a physical location nearby. With all of this, Alaska Nanooks Athletics achieved a cornerstone to continuing their department build-out process. To date, the program is continuing to integrate a dynamic and fully NCAA compliant process for all stakeholders who operate within it.

Under new leadership, Anundson and the Athletics Department will continue to implement the three to five-year athletics strategic plan. The plan includes increased community outreach and engagement, expanded efforts in fundraising practices, student-athletic development, academic achievement, wellness and post-graduation success. This transformation aspires to find efficiencies and create a highly functioning athletic department by developing coordinated, collaborative, cooperative ventures and partnerships with other parts of the university. In addition, the Athletics Department is implementing a community and support system strategic plan with the greater Fairbanks Community (i.e., Youth Sport Board, school systems, and more) to foster and enhance the opportunities for Nanook student-athletes now and post-graduation.

Alaska Nanooks Highlights:

- From no season to three-week road trips, pandemic protocol, arguably the toughest schedules in NCAA Sports
- Cross Country defeating UAA in back to back weeks for first time in program history
- Women's Swimming starting 5-0, best start in program history
- Women's Volleyball going 18-12, arguably the best season in program history

Hockey

- Key wins: weekend sweep of St Thomas, three games versus RPI, #20 Clarkson, 3-0-1 against Arizona State, defeating #4 Minnesota on the road, and a tie against eventual National Champion Denver.
- Additionally, getting ESPN top ten coverage from the Minnesota road win.

Rifle

- Scoring two 600s – only the 2nd and 3rd ever at UAF.
- NCAA Championships, Bronze Aggregate and Silver's in Smallbore and Air Rifle.
- Five All-American accolades, the NCAA Shooter of the Year, the NCAA Newcomer of the year, and Coach of the Year.

Men's Basketball

- GNAC Tournament Championship as a #10 seed, with four games in four straight days. NCAA West Regional as the #8 seed. With three games in four days, the Nooks knocked off #1 CSU-San Marcos, #5 Azusa Pacific, before falling to #3 Chico State in the championship game. Only their second-ever trip to the Sweet 16, and arguably the most historic run by a UAF or GNAC team.

Men's and Women's Skiing

- Best team-finish ever at the NCAA Championships in seventh place. Topped their previous ninth place finish from 1977, which was their first-ever appearance at the NCAA Championships.

All Sports GPA – *Unprecedented, 3.43 Cumulative GPA*

Student Affairs

The Center for Student Engagement (CSE) is the home of many programs and services that align with the UAF's institutional goals of "modernizing the student experience" and "growing a culture of respect, diversity, inclusion and caring." CSE contributes to these institutional goals by: 1) providing innovative and collaborative space for college students to connect over similar interests while presented with opportunities for self-discovery; 2) cultivating leaders through a rich variety of student leadership experiences, including student employment, governance, student organizations, and other high-impact co-curricular programs; and 3) exposing students to programs with a diverse community, new ideas, and environments that affirm identities.

The Center for Student Engagement (CSE) was awarded a $10,000 grant from the Fairbanks Wellness Coalition and the Statewide Coalition on Suicide Prevention to provide the campus with Question, Persuade, Refer (QPR): Suicide Prevention Training. This is the fourth year CSE has received this grant.

Nanook Recreation (NR) completed some locker room updates and is in the final stages of a basketball hoop improvement project that will allow for increased court capacity and versatility. Code corrections and small improvements are planned for the Patty Pool starting in summer 2023. NR programs such as Group Fitness, Wilderness Welcome, intramurals and Learn to Skate have seen strong in-person participation.

UAF's Center for Student Rights and Responsibility (CSRR) is entering its fifth year as a department. CSRR is synonymous with Dean of Students (DOS) at our sister campuses and is the department responsible for adherence to constitutionally required due process rights, which are also outlined in UA’s Board of Regents’ policy. This department is an integral part of the student's holistic development and the campus' commitment to safety and student rights. Focusing on student accountability, safety, and resilience, CSRR seeks to help students learn and grow inside and out of the classroom. CSRR is responsible for the student conduct model at UAF. CSRR prioritizes restorative practices that seek to repair harm and help individuals understand and value the role they play in their community. The goal is to help students understand their decisions impact not only them but everyone around them. CSRR personnel are part of crisis response and support for all students - regardless of location (i.e. supports CTC and rural campus students, distance students and students on university sponsored travel). CSRR is also responsible for assembling a threat assessment team when services are needed.

The Student CARE team is also housed in CSRR. This is a multi-disciplinary team made up of staff and faculty committed to helping students when they need it most. This team seeks to understand the challenges of the modern student and works as a partner to help eliminate barriers and support students in reaching their academic and career goals.

Campus safety and community development are top priorities in CSRR. This office is also responsible for federal compliance with the Clery Act and Drug-Free Schools and Communities Act for UAF. These compliance standards are connected to the institution's ability to issue students federal IV funding. Compliance with these acts requires coordination from multiple departments such as the University police, department of residence life, rural campuses, human resources, Department of Equity and Compliance, and CSRR. It also requires initiating and responding to threats to campus safety and response. Compliance with these acts is a 24/7 operation.

In addition to the services listed above, CSRR is also a faculty advocate and mediator to balance student rights and institutional responsibility. Routinely, CSRR provides guidance for faculty to navigate classroom disruptions and balancing employee rights with student rights, an important risk mitigation effort for the university. CSRR works closely with the graduate school, disability services, HR, Faculty, and Department of Equity and Compliance to address issues early and in a timely manner.

The Student Health and Counseling Center (SHCC) provides an array of primary care, urgent care, episodic care and mental health care services to students on campus. Services include COVID-19 testing, immunizations, tuberculosis screening, physicals, sexually transmitted infection screenings and treatment, medication management, treatment for various illnesses and disorders, health education, lab services, individual psychotherapy/counseling, couples therapy/counseling, and group psychotherapy/counseling, crisis counseling, resource and referral services, and outreach programming.

Some current initiatives include:
- COVID-19 testing and vaccination program for UAF Students
- Full immunization program for UAF Students

- Counselor imbedded in residence halls (Moore/Bartlett/Skarland)
- Counselor imbedded in Student Support Services
- Counselor available at CTC
- Counselor available onsite at Athletics
- Interactive Screening Program from the American Foundation for Suicide Prevention launched in partnership with the UAF Community Mental Health Clinic (UCMHC)
- Daily consultation hour with a counselor for students/faculty/staff
- Statewide delivery of tele-behavioral health services to UAF students
- Program development for embedded counseling in UAF Residence Life
- Mental Health First Aid training for campus partners (staff, students, and faculty)

Disability Services supports a diverse and inclusive campus community by providing academic, housing, dining and programmatic accommodations to individuals with disabilities. Disability Services also provides training and informational opportunities to the campus in an effort to educate community members for active citizenship.

Some current initiatives include:

- Cost reductions by using new vendors and technology
- Co-Hosting and both staff members are presenting at the 2nd Annual Disability Services Virtual Conference November 5-11 for all UA employees
- Currently serving 202 students for the fall 2022 semester, the highest number of students registered with Disability Services on record
- Continued statewide coordination of the Disability Services offices
  - Ensure processes to register and receive accommodations are consistent across campuses
- Increase access to and utilization of assistive technology
  - Provide unlimited license for Texthelp's Read and Write literacy support tool to all students, staff, and instructors
  - Glean recording and transcription software now being utilized by students, reducing need for peer notetakers and enabling students to independently manage notes
  - Expand types of assistive technology supported by the office and provide training to students using the technology
- Increase integration with the UAF Center for Student Rights and Responsibilities
  - Ensure students have access to services
- Increase coordination with UAF eCampus
  - Ensure students in online courses have access to services
  - Increase integration of universal design principles in course development
- Continue collaboration with community-based service and advocacy groups
  - Examples include but are not limited to: Access Alaska, Department of Vocational Rehabilitation, Alaska Center for the Blind and Visually impaired, and Developmental Disability Resource Connection

Residence Life has continued to provide communities that are inclusive, diverse, caring and respectful.

- Added a 24 hour customer service desk in the Moore/Bartlett/Skarland complex to provide lock out services, equipment checkouts, and general assistance to residents
- Renovation of Wickersham hall to provide updated flooring, bathrooms, and furniture in a suite-style student housing facility
- Upgraded elevator in Skarland student housing facility
- Upgraded electric transformers for Moore, Bartlett, and Skarland student housing facilities
- Upgraded sewer system for Hess Village employee and student housing facilities
- Trained hall staff on mental health first aid which is intervention techniques to assist with lower level mental health concerns and connect students in crisis with campus and community resources

eCampus

UAF eCampus works with the university community to explore opportunities for change and growth. Academic achievements, innovation, and community partnerships are highlighted among the best milestone accomplishments throughout the year.

eCampus now offer more than 50 fully online programs – from occupational endorsements to graduate degrees allowing UAF to reach students in all 50 states and 15 countries with quality flexible options. New additions include a BS in Fisheries and Marine Sciences and a BA in Social Work. These programs are important for filling workforce needs in Alaska and have been highly requested by students within Alaska and beyond. Through AlaskaX, the consortium partnership through edX, has extended the reach to over 29,514 learners from 193 countries, elevating the visibility of the program's world-class faculty.

Sealaska and Cook Inlet Region Inc. (CIRI) were added to the growing list of corporate partners. Both Alaska Native Corporations have thousands of shareholders and employees across the country. Sealaska and CIRI shareholders receive package pricing, while UAF broadens its reach to help Alaska meet the demand for a qualified, diverse workforce.

Exam Services offers credentialing and certification exams for industry and workforce employment for the State of Alaska. During AY2022, Exam Services provided 726 hours of seat time across 225 certification exams ensuring State journeymen electricians, boiler operators, linemen, plumbers, explosive handlers, and water and pesticide workers remain employed and promotable.

The Alaska Advantage Program provides Alaska's high-achieving high school students a virtual in-state, quality, and affordable option for dual enrollment. The program has 41 school districts, including all major homeschool programs and three private school partners. In AY2022, Alaska Advantage served 949 high school students who earned 4,504 student credit hours representing 85 unique high schools around the state.

eCampus plans and conducts more faculty development than any other unit, with the instructional design team having successfully delivered over 700 hours of assistance to over 400 faculty this year. eCampus is a leader in the campus-wide movement to reduce textbook and material costs for students at UAF. Open education resources (OER) have been shown to impact student performance and retention, especially for low-income and first-generation students. eCampus researched best-practices and integrate these with faculty support and communication leading to a significant increase in the usage of no or low-cost (NoLo) materials, saving students up to $297,400 in AY2022.

Research

Part of UAF's strategic plan is to achieve Tier 1 research status. This accomplishment would elevate UAF to a prestigious class of doctoral-granting U.S. universities with very high research activity as defined by the Carnegie Classification of Institutions of Higher Education. Attaining Tier 1 research status can provide global recognition for UAF's high research productivity; enhance competitiveness for funding resources; attract globally competitive faculty, staff, and students to improve the quality and caliber of UAF research and education; increase student enrollment; and provide local economic benefits to the broader Fairbanks community. For these reasons, achieving Tier 1 research status captures an important aspect of UAF's long-term strategic research vision. UAF's research vision extends beyond the metrics highlighted by the Carnegie classification system. Specifically, research is critical for advancing UAF's mission and core themes, including educating students, preparing a skilled Alaska workforce, connecting with Alaska Native peoples, and engaging with fellow Alaskans.

UAF continues to lead in Arctic research, as well as globally influencing science advancement. In FY2022, direct research expenditures are about $185 million from restricted and unrestricted fund sources. UAF receives competitive funding from several state and federal agencies.

In FY2023, UAF received $25.8 million in one-time research and workforce development funding from the State of Alaska directed at economic development areas that have a connection to the state economy with high potential for growth:

- UAF will grow the critical minerals and rare earth element industry in Alaska from exploration, to mining, to processing, including workforce mine training through the Mining and Petroleum Training Service (MAPTS).
- Aerial drones stand on the precipice of transforming the methods by which: remote infrastructure monitoring with the oil and gas industry; medical supply and cargo delivery to aviation-dependent communities; mapping and surveying; wildlife monitoring and protection; and an ever-growing list of new drone applications important to Alaskans. Drones have the potential to conduct these missions more safely and economically

than can be done at present, improving the quality of life for people living across Alaska, especially in rural communities.
- Mariculture can become a major economic driver for the state as the field is only in its infancy and this investment will increase Alaska's market share in a global economy.
- Heavy oil and gas recovery is intended to develop technology enabling the production of heavy oil in the Ugnu formation, for which no production technique currently exists. A new enhanced oil recovery method, called polymer-alternating solvent (PAS), will enable heavy oil development in the Arctic, with a 12-15 billion-barrel target.
- These key research programs will enhance UAF's national prominence in areas of specific expertise, maximize innovative opportunities, and create industry partnerships.
- Work in critical minerals, drones and mariculture are collaborative projects with UAF, UAA and UAS and industry.

Navigating the New Arctic (NNA), a prominent program of the National Science Foundation (NSF) awarded five new research awards to UAF researchers in the areas of permafrost-agroecosystems, energy resilience during wildfires, seismic resilience in the face of climate change, reducing fuel oil consumption in rural Arctic communities, and building community resilience for the future with respect to water/hydrology. These NNA awards bring in over $7.8 million to UAF, in addition to many other active NNA projects.

Selected examples of research efforts in various UAF research institutes and centers are highlighted below.

The Alaska Satellite Facility (ASF) continues to work on the large Task Order under the University Affiliated Research Center to manage and operate the GeoData Cooperative, a transformative organization that integrates .gov, .org, .com, .mil, and .edu under one collaborative partnership. The GeoData Cooperative is focused on delivering relevant geospatial data that meets the Department of Defense mission timelines, resulting in significant cost efficiencies for the United States Government. Another Task Order has recently been added that will complement this GeoData Cooperative work with additional funding for development with partners.

The Alaska Center for Unmanned Aircraft Systems Integrations (ACUASI) continues to leverage beyond-visual-line-of-sight flight capability that sets the program apart from its peers. It is one of the first steps towards proving the ability of technology to prevent unmanned aircraft from colliding with manned aircraft and opening Alaska’s airspace to routine unmanned aircraft operations.

The College of Fisheries and Ocean Science (CFOS) continued to safely operate the NSF owned research vessel Sikuliaq, a 261-foot oceanographic research ship, even during the pandemic impacted years.

CFOS also formed the interdisciplinary Alaska Blue Economy Center (ABEC) in 2019 to help boost Alaska's blue economy by serving as a resource for research, instruction, and outreach related to Alaska's aquatic resources and ecosystems. ABEC has been moved into the Innovation Team under the newly appointed Associate Vice Chancellor for Research, Gwen Holdmann. ABEC, Office of Intellectual Property and Commercialization (OIPC), and Center for Innovation, Commercialization and Entrepreneurship (ICE), comprise this team working to increase not only innovations, but also industry partnerships.

Alaska Sea Grant, CFOS, and partner organizations in the Mariculture Research and Restoration Consortium secured $25 million from the Exxon Valdez Oil Spill Trustee Council for research to support restoration, habitat enhancement, and economic development through seaweed and shellfish farming.

The Alaska Center for Energy and Power (ACEP) launched its flagship online course ‘Foundations of Microgrids’ through the EdX platform. The electric grid of the future will need to be more resilient, decentralized and capable of integrating more distributed energy resources, including on-site renewable energy technologies, energy storage and even electric vehicle charging. ACEP with CEM and UAA also launched Online Renewable Energy for Arctic Food, Energy, Water (FEW) Course. The Renewable Energy for Arctic Food and Water Security course is based on the work of the University of Alaska MicroFEWs project, which focused on food, energy and water security in Arctic and subarctic communities.

ACEP researchers are conducting a field study of whether electric thermal storage heaters, a type of supplementary heating appliance, can help reduce home heating costs and improve air quality, especially PM2.5. An electric thermal

storage heater is a type of supplementary heating appliance, and these could help reduce PM2.5 if households use them to displace a portion of their wood heat.

ACEP partners with the Cordova Electric Cooperative (CEC), one of six awardees nationwide to receive a total of $10 million in funding from the U.S. Department of Energy, to drive adoption of clean energy technologies. The project proposes a unique district heating strategy for Cordova that is coupled with and powered by local renewable sources, including optimized hydropower and solar photovoltaic-based generation.

The Institute of Arctic Biology operates the Toolik Field Station, the largest scientific research station in the Arctic. This station has received $19.7 million in funding from the National Science Foundation for five more years of operation. Toolik provides logistical, technical, and research support to hundreds of national and international scientists and students each year.

IAB's Center for Alaska Native Health Research has developed a new strength-focused framework to prevent American Indian and Alaska Native youth suicide. The research framework expands on conventional risk reduction strategies by placing Indigenous culture, knowledge, beliefs, and community collaboration at the center of the approach.

Researchers at CFOS and the International Arctic Research Center were awarded a $1.25 million grant from the National Science Foundation for the development and operation of a new autonomous carbon seaglider. The carbon seaglider will be capable of adaptively sampling carbon dioxide concentrations and other oceanographic parameters throughout the coastal environment and will be used for ocean acidification monitoring and dissolved inorganic carbon process studies.

IARCs Alaska Climate Science Center grew the Alaska Tribal Resilience Learning Network. Through a cooperative agreement with the Native American Fish and Wildlife Society, the Learning Network works to build collaborative and meaningful relationships with Alaska Native Tribes and other entities in order to address management and adaptation needs across the state.

The Geophysical Institute continues high-end research on earthquakes, volcanoes, glaciers, permafrost, sea-ice, aurora, remote sensing, and much more. It supports the community with timely and relevant research information. Many noteworthy research accomplishments and information for the public are available at https://www.gi.alaska.edu/news

The UA Museum of the North (UAMN) preserves and holds in public trust over 2.5 million objects in its collection. A recent prominent addition is the only articulated suspended bowhead whale skeleton in North America. UAMN saw over 74,000 visitors in FY2022 and provides 400 K12 student visits annually.

Facilities

UAF continues to leverage various means and funding sources to maintain and update the aging facility portfolio in support of UAF's mission and strategic goals. UAF also prioritizes preventative maintenance funding of critical deferred maintenance, renewal and repurposing (DMR&R) projects, in an effort to limit adding to the existing DM backlog. Where new construction is not yet possible, there is an effort to modernize and reduce operations and maintenance (O&M) costs by implementing efficiencies, contributing to greater student appeal, greater access to modern spaces, adopting ADA and accessibility improvements, and supporting changing UAF services to meet student needs.

- Critical DMR&R projects. Every proposed project is weighed against UAF's DMR&R needs and then funded through a combination of capital and operational dollars. Given the high cost of construction, projects often include scopes of work to renew, revitalize, and remove functional obsolescence at the same time as the DM&R work, increasing the efficiency of the contract. As work is accomplished the items are removed from the DM backlog report.
- Preventative maintenance program. Annual operating dollars are tapped to repair and renew systems needed for the basic functionality of UAF buildings: roofs, plumbing systems, lighting, and motors. Through active preventive maintenance and focused maintenance, buildings continue to serve the academic and research missions despite their age.

In FY2023, UAF received $23 million for deferred maintenance for Moore and Bartlett Hall plumbing and revitalization. Bartlett and Moore Hall are UAF's largest residence halls, housing 644 undergraduate and graduate students throughout the academic year. Built in the mid-1960's, the original sanitary plumbing infrastructure is corroded to the point of failure throughout both buildings, causing multiple partial building closures over the previous four years. Additionally, both facilities are showing their age and do not meet the modern student's expectations for campus housing. This project will modernize both residence halls including paint, carpet, interior finishes, restrooms, laundry facilities, and associated sanitation infrastructure by replacing the plumbing systems and reconfiguring the restrooms to comply with current building codes, ADA standards, and modern student resident expectations. Lighting, living areas, and architectural finishes will be modernized to enhance the student experience. The Bartlett Hall laundry will be relocated from the basement to the ground floor to resolve code issues. Concurrent construction on both facilities is expected to begin May 2023 with an estimated completion date of July 2024, in preparation of the fall 2024 semester.
UAF continues to explore opportunities to leverage land and assets in new or shared ways. This includes but is not limited to a potential public-private partnership (P3) or concession of certain utility infrastructure systems, currently under review. These opportunities may leverage land and assets to help fund critical infrastructure systems, programmatic growth and to assist with elimination of ongoing operating costs and/or deferred maintenance.

Gifts

UAF is on an upward trajectory in seeking and securing private philanthropic gifts that align with the university's mission of teaching, research and service. Connecting the university's mission to the donor's passion is under the purview of University Advancement which consists of the Development, Alumni Relations, and University Relations teams, in partnership with faculty, UAF leadership and colleagues throughout the university. While this uptick in private gifts is strategic and purposeful, it must be stated that donor gifts are most often restricted to a particular program or area. Private philanthropy has the potential to transform the university when aligned with strategic priorities and projects.

UAF received $14.8 million in private philanthropic donations in FY2022, a 50 percent increase from FY2021's $9.8 million. This success is a result of strategic efforts to invite more people, more often, to support the university, as well as increase the stewardship of UAF's current supporters. The impact of philanthropy at UAF in FY2022 is shared on the Gifts at Work page, a report that was sent to all FY2022 donors in August 2022: https://uaf.edu/giving/impact/gifts-at-work.php.

The total number of donors in FY2022 was 2,147, including alumni, friends, corporations and foundations. Donations from alumni made up 34 percent of the dollars raised in FY2022. UAF's alumni giving remains above the statewide averages of 15 percent of total giving from alumni as reported in the September 2021 UA Foundation For Alaska Campaign report.

UAF received a number of notable transformative philanthropic investments in FY2022, including $2.8 million from Steve Holmburg '89 to create the Steve and Cynthia Holmberg Choral Director Endowed Chair; and $1 million from Kinross Alaska for the Troth Yeddha' Indigenous Studies Center, among many others. Stories celebrating donor generosity may be found in current and archived issues of the Chancellor's Report on Philanthropy, at: https://uaf.edu/giving/impact/report.php.

The second UA Giving Day, held Nov. 9-10, 2021 was a success by every measure. Billed as "49 hours for the 49th state," the online fundraising event drew participation from more than 1,600 individuals. Online donations to the three universities totaled $1 million to support students, university programs, research, athletics, and scholarships. More than 60 percent of those gifts were from UAF donors, who gave a combined $661,709.

The University of Alaska Fairbanks named its engineering building for UAF alumnus, philanthropist and miner Joseph E. Usibelli. UAF hosted a naming ceremony Thursday, Aug. 4, 2022 in Cornerstone Plaza outside the building. At its June meeting, the UA Board of Regents approved naming the building for Usibelli, who died in mid-May after a long-term illness.

Key RDU Challenges

- Managing the operational budget that is challenged by multiple years of budget cuts compounded by COVID related costs and lost revenues.
- Switching back to largely in-person operations after two plus years of COVID impacts where operations were a mix of in-person, hybrid, or remote.
- Post-COVID employee recruitment and retention challenges in a differently competitive national environment.
- Maintaining or increasing research accomplishments in a climate where faculty also need to teach more to meet academic needs.
- Maintaining or developing diverse funding sources as the federal grant landscape continues to tighten.
- Maintaining research journal and database subscriptions, due to cost increases that continue to occur at rates substantially exceeding general inflation.
- Scaling administrative support, student services, facilities operations and maintenance, and other work to meet projected needs.
- Maintaining and increasing enrollment and tuition revenue in the competitive enrollment market.
- Making sufficient investments in deferred maintenance without severe impacts to operating funds, limiting the ability to address large scale projects.
- Limited access to broadband internet and high costs continues to limit Alaska's learners' access to online education opportunities through much of Alaska (including in urban areas).
- Providing services and support to bolster employee morale and provide development opportunities.
- Providing services and support to bolster student success and mental and emotional well-being.
- Promoting diversity and inclusiveness in hiring in a generally difficult employment market.

Covering increased insurance and other fixed costs in a constrained environment without inflationary operating budget adjustments to ensure stability.

Significant Changes in Results to be Delivered in FY2024

Access and Enrollment

UAF is in its fourth year of Strategic Enrollment Planning (SEP). SEP is a data-informed process that aligns an institution's fiscal, academic, co-curricular, and enrollment resources within a changing environment to accomplish its mission and ensure long-term enrollment success and fiscal health. UAF launched the process in September 2018. To date, over 250 participants have been involved across 52 action planning groups. More than 50 percent of participants are faculty. These groups have created over 120 action plans, more than half of which have been implemented. In 2020, UAF expanded the process to include college-specific enrollment planning with the College of Engineering and Mines. Starting in fall 2021, UAF began focused enrollment planning efforts with the College of Liberal Arts, College of Natural Sciences and Mathematics and the Community and Technical College. Additional academic units are adopting the process in 2022. This iterative process continues to become part of the strategic fabric of UAF. The SEP Steering Committee continues to assess the effectiveness of the implemented strategies and expand upon successful initiatives to build enrollment at UAF.

Examples SEP Action Plans include:

- Honors College and Climate Scholars Program
- Online Bachelors of Science in Biology
- Financial Aid Leveraging Scholarships
- Rural Counselor Fly-In Program
- Graduate Certificate in Microgrid Power and Renewable Energy Systems
- Nanook Brotherhood Project
- Admission Counselors positions added in key locations in Lower 48

UAF has expanded its dual enrollment opportunities with the eCampus Advantage Program and the North Star Middle College. The Advantage program, which started in fall 2019, encourages high school students to take high-quality online courses offered by University of Alaska Fairbanks and, starting fall 2020, includes University of Alaska Southeast. Students earn both high school and college credit for a single course, get a solid introduction to university-level expectations and can take advantage of package pricing. This program has been especially valuable during COVID and UAF now has over 40 school district and home school partners and has enrolled nearly 500 students from across Alaska for the fall 2022 semester. UAF expects this population to grow quickly as it meets the growing demand for quality dual enrollment experiences in Alaska. UAF has implemented the Canvas Learning Management System and in the year ahead will connect UAF's instance of Canvas with Alaska's school districts using Canvas to provide a seamless dual enrollment experience for Alaska students.

UAF and the Fairbanks North Star Borough School District (FNSBSD) have joined forces to create North Star College, a middle college program that allows students to take UAF classes at the Fairbanks campus while still in high school. The first cohort of 40 students enrolled fall of 2020, and another 40 have entered in fall 2021. Of the 40 students in the 2020 cohort, 22 have gone on to register at UAF following high school graduation. UAF and the FNSBSD plan to expand the program into a stand-alone school for fall 2023, increasing high school enrollments to 120 and then 175 for fall 2024.

UAF began offering a new four-year scholarship to eligible students beginning in the fall 2020 semester. Nanook Pledge, provides four years of annual assistance to first-year students, transfer students and readmitted students at UAF. Awards range from $1 thousand to $12 thousand per year, and are based on criteria that include grade-point averages and tuition rates. Prior to this launch, most UAF scholarships only provided funding a single year at a time. Nanook Pledge is designed to overhaul the UAF scholarship process to allow for four years of predictable financial assistance to students.

Beginning fall 2021, the Nanook Commitment scholarship is available for incoming first-year, transfer, and readmitted UAF students to help qualifying students bridge the gap between what they can afford and the cost of attendance. This is a renewable award-eligible students receive four years of predictable financial assistance, in an amount that is calculated based on their financial need, as defined by their FAFSA, in addition to their grade-point average and tuition rates.

New, Suspended and Deleted Programs

In 2021-22, UAF deleted an occupational endorsement in Rural Human Services Behavioral Health Aide, which had been inactive and had no enrolled students. Also deleted was a BS in Anthropology; enrolled students will be taught out using existing courses still being offered for the corresponding BA in Anthropology, and additional disciplinary tracks will be added to the BA in Anthropology to integrate what was previously offered under the BS.

UAF has added a BA in Computer Science, and a much-anticipated Master of Marine Policy program offered in partnership with UAS. New graduate certificates in Justice Administration, Arctic and Northern Studies, Geospatial Science, and Climate Security were added, as well as an occupational endorsement in Yup'ik Language Competency.

UAF has significantly revised its program review process to streamline the steps and make it more efficient while also providing more regular and implementable feedback to programs under review. The new process will be underway in 2022-23.

Contact Information

Contact: Michelle Rizk, Vice President, University Relations
Phone: (907) 450-8187
E-mail: marizk@alaska.edu

University of Alaska Fairbanks
RDU Financial Summary by Component

All dollars shown in thousands

	FY2022 Actuals				FY2023 Management Plan				FY2024 Governor			
	UGF+DGF Funds	Other Funds	Federal Funds	Total Funds	UGF+DGF Funds	Other Funds	Federal Funds	Total Funds	UGF+DGF Funds	Other Funds	Federal Funds	Total Funds
Formula Expenditures None.												
Non-Formula Expenditures												
Fairbanks Campus	260,576.8	70,094.6	141,383.8	472,055.2	268,472.3	37,748.7	138,810.0	445,031.0	248,600.4	37,748.7	139,810.0	426,159.1
Bristol Bay Campus	0.0	0.0	0.0	0.0	2,210.1	316.6	1,401.2	3,927.9	2,259.6	316.6	1,401.2	3,977.4
Chukchi Campus	0.0	0.0	0.0	0.0	1,192.8	0.0	984.9	2,177.7	1,220.9	0.0	984.9	2,205.8
College of Rural and Comm Dev	0.0	0.0	0.0	0.0	7,144.2	593.5	642.3	8,380.0	7,340.0	593.5	642.3	8,575.8
Interior Alaska Campus	0.0	0.0	0.0	0.0	2,612.2	467.5	1,594.7	4,674.4	2,700.0	467.5	1,594.7	4,762.2
Kuskokwim Campus	0.0	0.0	0.0	0.0	4,404.9	313.5	826.1	5,544.5	4,530.2	313.5	826.1	5,669.8
Northwest Campus	0.0	0.0	0.0	0.0	1,852.8	116.1	2,720.7	4,689.6	1,916.3	116.1	2,720.7	4,753.1
UAF Community and Tech College	10,615.2	385.7	0.0	11,000.9	11,983.4	294.1	160.1	12,437.6	12,254.2	294.1	160.1	12,708.4
Totals	**271,192.0**	**70,480.3**	**141,383.8**	**483,056.1**	**299,872.7**	**39,850.0**	**147,140.0**	**486,862.7**	**280,821.6**	**39,850.0**	**148,140.0**	**468,811.6**

University of Alaska Fairbanks
Summary of RDU Budget Changes by Component
From FY2023 Management Plan to FY2024 Governor

All dollars shown in thousands

	Unrestricted Gen (UGF)	Designated Gen (DGF)	Other Funds	Federal Funds	Total Funds
FY2023 Management Plan	**169,031.8**	**130,840.9**	**39,850.0**	**147,140.0**	**486,862.7**
One-time items:					
-Fairbanks Campus	-25,800.0	0.0	0.0	0.0	-25,800.0
Adjustments which continue current level of service:					
-Fairbanks Campus	5,217.9	710.2	0.0	1,000.0	6,928.1
-Bristol Bay Campus	29.0	20.5	0.0	0.0	49.5
-Chukchi Campus	20.5	7.6	0.0	0.0	28.1
-College of Rural and Comm Dev	179.3	16.5	0.0	0.0	195.8
-Interior Alaska Campus	59.3	28.5	0.0	0.0	87.8
-Kuskokwim Campus	101.7	23.6	0.0	0.0	125.3
-Northwest Campus	51.6	11.9	0.0	0.0	63.5
-UAF Community and Tech College	268.9	1.9	0.0	0.0	270.8
FY2024 Governor	**149,160.0**	**131,661.6**	**39,850.0**	**148,140.0**	**468,811.6**

UNIVERSITY OF ALASKA FAIRBANKS

Effective October 1, 2022

Daniel M. White
Chancellor

Nickole Conley
Chief of Staff

Amy Cyr
Assistant to the Chancellor

Margo Griffith
Director
Equity & Compliance

Brock Anundson
Director
Athletics

Gretchen Gordon
General Manager
KUAC FM-TV

Ashley Lindsoe
Office Manager
Governance

Owen Guthrie
Vice Chancellor
Student Affairs &
Enrollment Management

Alexis Knabe
Assoc. Vice Chancellor
Student Affairs

Kaydee Van Flein
Chief Student Conduct
Officer

Anna Gagne-Hawes
Director
Admissions

Tom Hough
Director
Military and Veteran
Services

Ashley Munro
Director
Financial Aid

Holly McDonald
Registrar

Julie Queen
Vice Chancellor
Administrative Services

Kellie Fritze
Assoc. Vice Chancellor
Facilities Services

Amanda Wall
Assoc. Vice Chancellor
Financial Services

Forrest Kuiper
Chief
Fire Department

Kathleen Catron
Chief
Police Department

Tracey Martinson
Director
Environmental Health,
Safety & Risk Mgmt.

Anupma Prakash
Provost & Executive
Vice Chancellor

Alexandra Fitts
Vice Provost &
Accreditation Liaison
Officer

Cameron Carlson
Dean
College of Business and
Security Management

Ellen Lopez
Dean
College of Liberal Arts

Richard Collins
Director
Graduate School

Michelle Bartlett
Director
Summer Sessions &
Lifelong Learning

Jen Pedersen
Executive Director
eCampus

Karen Jensen
Director
Libraries

Joanna Cruzan
ISSS Lead
International
Programs & Initiatives

Peter Pinney
Interim Director
Agriculture, Natural
Resources & Extension

Karsten Hueffer
Interim Dean
College of Natural
Sciences & Mathematics

Amy Vinlove
Director
School of Education

William Schnabel
Dean
College of
Engineering & Mines

S. Bradley Moran
Dean
College of Fisheries &
Ocean Sciences

Patrick Druckenmiller
Director
UA Museum of the North

Chantelle McGinness
Director
Planning, Analysis &
Institutional Research

Ginny Eckert
Director
Alaska Sea Grant &
Marine Advisory
Program

Nettie La Belle-Hamer
Vice Chancellor
Research

Robert McCoy
Director
Geophysical Institute

Hajo Eicken
Director
International Arctic
Research Center

Diane O'Brien
Interim Director
Institute of Arctic Biology

Jeremy Kasper
Interim Director
Alaska Center for
Energy & Power

Kimberly Cox
Director
Grants & Contracts
Administration

Gwen Holdmann
Associate Vice Chancellor
Research

Mark Billingsley
Director
Office of Intellectual
Property &
Commercialization

Arleigh Reynolds
Director
Center for
One Health Research

Samara Taber
Executive Director
University Advancement

Morgan Dulian
Director
Development

Theresa Bakker
Director
Alumni Relations

Marmian Grimes
Senior Public Information
Officer

Carla Browning
Institutional Events
Manager

Kim Davis
Director
Traffic/Special Projects

Jenn Baker
Web Manager

Karen Tomasik
Communications
Coordinator

Charlene Stern
Vice Chancellor
Rural, Community &
Native Education

Michele Stalder
Dean
UAF Community and
Technical College

Bryan Uher
Dean
College of Rural and
Community Development

Wanda Wahl
Interim Director
Bristol Bay Campus

Minnie Naylor
Interim Director
Chukchi Campus

Julie Biddle
Director
Interior Alaska Campus

Carolyn Goolsby
Director
Kuskokwim Campus

Barbara Amarok
Director
Northwest Campus

State of Alaska
FY2024 Governor's Operating Budget

University of Alaska
Fairbanks Campus
Component Budget Summary

Component: Fairbanks Campus

Contribution to Department's Mission

The University of Alaska Fairbanks is a Land, Sea, and Space Grant university and an international center for research, education, and the arts, emphasizing the circumpolar North and its diverse peoples. UAF integrates teaching, research, and public service as it educates students for active citizenship and prepares them for lifelong learning and careers.

Core Services

- Delivers high-quality undergraduate and graduate education, emphasizing original student research and scholarship.
- Integrates teaching, research, creative activity and public service.
- Expands knowledge of the occurrence and use of natural resources, including minerals, petroleum, forests, wildlife, agriculture, fisheries and their associated economics.
- Conducts internationally prominent research on natural sciences, particularly phenomena of high latitudes or the Alaska region, such as the aurora, earthquakes, volcanoes, glaciers, oceans and seas, and the Arctic climate.
- Leads the documentation and study of Alaska Native cultures and languages.
- Develops multicultural understanding, research and education on rural health issues, and cross-cultural interaction in the human service professions.
- Serves as the major academic and cultural center for Interior Alaska.
- Serves as the research campus for the University of Alaska system, through the activities of its component research institutes, centers, laboratories and related research facilities, making significant contributions to basic and applied science and engineering on state, national and international levels.
- Assists natural resource managers; develops an understanding of natural phenomena; preserves, interprets and disseminates cultural knowledge; and contributes to improved engineering of northern roads, airports, structures and other facilities.
- Consists of seven major research institutes: Institute of Arctic Biology, Institute of Marine Science, Institute of Northern Engineering, Geophysical Institute, International Arctic Research Center, Agricultural and Forestry Experiment Station, and Alaska Center for Energy and Power, the newest addition.
- Other research centers include: Center for Arctic Policy Studies, Alaska Center for Unmanned Aircraft Systems Integration, Alaska Climate Research Center, Alaska Earthquake Center, Wilson Alaska Technical Center, Alaska University Transportation Center, NIH COBRE-funded Center for Transformative Research in Metabolism, Center for OneHealth Research, and Alaska Blue Economy Center.
- Other research units include: Office of Intellectual Property and Commercialization, Alaska Volcano Observatory, Geographic Information Network of Alaska, and Mineral Industry Research Laboratory,
- Statewide research programs led by UAF include: Alaska NSF Established Program to Stimulate Competitive Research, Alaska NASA Established Program to Stimulate Competitive Research, Alaska IDeA Network of Biomedical Research Excellence, and the Biomedical Learning and Student Training program.

Major Component Accomplishments in 2022

See University of Alaska Fairbanks RDU.

Key Component Challenges

See University of Alaska Fairbanks RDU.

Significant Changes in Results to be Delivered in FY2024

See University of Alaska Fairbanks RDU.

Statutory and Regulatory Authority

Smith-Lever Act of 1914

Memorandum of Understanding between the University of Alaska and the United States Department of Agriculture on Cooperative Extension work in Agriculture and Home Economics.

Contact Information

Contact: Michelle Rizk, Vice President, University Relations
Phone: (907) 450-8187
E-mail: marizk@alaska.edu

Fairbanks Campus
Personal Services Information

Authorized Positions			Personal Services Costs	
	FY2023 Management Plan	FY2024 Governor	Annual Salaries	0
Full-time	1634	1634	Premium Pay	0
Part-time	108	108	Annual Benefits	0
Nonpermanent	0	0	*Less % Vacancy Factor*	()
			Lump Sum Premium Pay	0
Totals	**1742**	**1742**	**Total Personal Services**	

Position Classification Summary

Job Class Title	Anchorage	Fairbanks	Juneau	Others	Total
No personal services.					
Totals	**0**	**0**	**0**	**0**	**0**

Component Detail All Funds
University of Alaska

Component: Fairbanks Campus (741) Non-Formula Component
RDU: University of Alaska Fairbanks (236)

	FY2022 Actuals	FY2023 Conference Committee	FY2023 Authorized	FY2023 Management Plan	FY2024 Governor	FY2023 Management Plan vs FY2024 Governor	
71000 Personal Services	200,469.4	205,114.3	205,114.3	254,606.9	261,535.0	6,928.1	2.7%
72000 Travel	5,653.2	8,988.4	8,988.4	8,258.0	8,258.0	0.0	0.0%
73000 Services	160,771.5	129,692.7	129,692.7	102,241.0	76,441.0	-25,800.0	-25.2%
74000 Commodities	48,195.8	35,664.7	35,664.7	42,260.4	42,260.4	0.0	0.0%
75000 Capital Outlay	26,268.6	7,839.8	7,839.8	8,462.7	8,462.7	0.0	0.0%
77000 Grants, Benefits	17,535.4	12,311.9	12,311.9	11,301.7	11,301.7	0.0	0.0%
78000 Miscellaneous	13,161.3	19,275.7	19,275.7	17,900.3	17,900.3	0.0	0.0%
Totals	**472,055.2**	**418,887.5**	**418,887.5**	**445,031.0**	**426,159.1**	**-18,871.9**	**-4.2%**
Fund Sources:							
1002 Fed Rcpts (Fed)	132,347.7	138,810.0	138,810.0	138,810.0	139,810.0	1,000.0	0.7%
1003 G/F Match (UGF)	4,739.3	4,739.3	4,739.3	4,739.3	4,739.3	0.0	0.0%
1004 Gen Fund (UGF)	115,948.4	124,547.5	124,547.5	147,862.8	127,280.7	-20,582.1	-13.9%
1007 I/A Rcpts (Other)	1,279.2	1,443.1	1,443.1	1,443.1	1,443.1	0.0	0.0%
1037 GF/MH (UGF)	50.0	50.0	50.0	50.0	50.0	0.0	0.0%
1048 Univ Rcpt (DGF)	139,221.9	112,549.0	112,549.0	115,294.0	116,004.2	710.2	0.6%
1061 CIP Rcpts (Other)	1,183.7	3,349.4	3,349.4	3,349.4	3,349.4	0.0	0.0%
1151 VoTech Ed (DGF)	617.2	443.0	443.0	526.2	526.2	0.0	0.0%
1174 UA I/A (Other)	67,631.7	32,956.2	32,956.2	32,956.2	32,956.2	0.0	0.0%
1265 COVID Fed (Fed)	9,036.1	0.0	0.0	0.0	0.0	0.0	0.0%
Unrestricted General (UGF)	**120,737.7**	**129,336.8**	**129,336.8**	**152,652.1**	**132,070.0**	**-20,582.1**	**-13.5%**
Designated General (DGF)	**139,839.1**	**112,992.0**	**112,992.0**	**115,820.2**	**116,530.4**	**710.2**	**0.6%**
Other Funds	**70,094.6**	**37,748.7**	**37,748.7**	**37,748.7**	**37,748.7**	**0.0**	**0.0%**
Federal Funds	**141,383.8**	**138,810.0**	**138,810.0**	**138,810.0**	**139,810.0**	**1,000.0**	**0.7%**
Positions:							
Permanent Full Time	1,636	1,636	1,636	1,634	1,634	0	0.0%
Permanent Part Time	108	108	108	108	108	0	0.0%
Non Permanent	0	0	0	0	0	0	0.0%

Change Record Detail - Multiple Scenarios with Descriptions
University of Alaska

Component: Fairbanks Campus (741)
RDU: University of Alaska Fairbanks (236)

Scenario/Change Record Title	Trans Type	Totals	Personal Services	Travel	Services	Commodities	Capital Outlay	Grants, Benefits	Miscellaneous	Positions PFT	Positions PPT	Positions NP
********** Changes From FY2023 Conference Committee To FY2023 Authorized **********												
FY2023 Conference Committee												
	ConfCom	418,887.5	205,114.3	8,988.4	129,692.7	35,664.7	7,839.8	12,311.9	19,275.7	1,636	108	0
1002 Fed Rcpts	138,810.0											
1003 G/F Match	4,739.3											
1004 Gen Fund	124,547.5											
1007 I/A Rcpts	1,443.1											
1037 GF/MH	50.0											
1048 Univ Rcpt	112,549.0											
1061 CIP Rcpts	3,349.4											
1151 VoTech Ed	443.0											
1174 UA I/A	32,956.2											
	Subtotal	**418,887.5**	**205,114.3**	**8,988.4**	**129,692.7**	**35,664.7**	**7,839.8**	**12,311.9**	**19,275.7**	**1,636**	**108**	**0**
********** Changes From FY2023 Authorized To FY2023 Management Plan **********												
Transfer Authority to Distribute Economic Development Research Program Funding												
	Trin	25,800.0	0.0	0.0	25,800.0	0.0	0.0	0.0	0.0	0	0	0
1004 Gen Fund	25,800.0											

Distribution of the following University of Alaska economic development research projects:
$10,000.0 University of Alaska Drone Programs
$5,000.0 Heavy Oil Recovery Method Research and Development
$7,800.0 Critical Minerals and Rare Earth Elements Research and Development
$7,000.0 Mariculture Research and Development

To the following allocations:
($29,800.0) - Budget Reductions/Additions - Systemwide
$1,750.0 - Anchorage Campus
$25,800.0 - Fairbanks Campus
$500.0 - Ketchikan Campus
$1,750.0 - Sitka Campus

Transfer Technical Vocational Education Program Funds to Align with Distributions												
	Trin	83.2	0.0	0.0	83.2	0.0	0.0	0.0	0.0	0	0	0
1151 VoTech Ed	83.2											

Transfers between allocations to reallocate Vocational Technical funding to FY2023 programs approved by the University of Alaska Workforce Development Committee.

($954.2) - Budget Reductions/Additions - Systemwide

Component: Fairbanks Campus (741)
RDU: University of Alaska Fairbanks (236)

Scenario/Change Record Title	Trans Type	Totals	Personal Services	Travel	Services	Commodities	Capital Outlay	Grants, Benefits	Miscellaneous	Positions PFT	Positions PPT	Positions NP
$158.5 - Systemwide Services												
$185.9 - Anchorage Campus												
$71.8 - Kenai Peninsula College												
($41.5) - Kodiak College												
$53.2 - Matanuska-Susitna College												
($6.3) - Prince William Sound College												
$88.6 - Bristol Bay Campus												
$83.2 - Fairbanks Campus												
$47.3 - Interior Alaska Campus												
($374.0) - Kuskokwim Campus												
($5.6) - Northwest Campus												
$480.7 - University of Alaska Fairbanks Community and Technical College												
$56.8 - Juneau Campus												
$33.8 - Ketchikan Campus												
$121.8 - Sitka Campus												
Distribute University of Alaska Receipt Authority												
	Trin	2,745.0	0.0	0.0	2,745.0	0.0	0.0	0.0	0.0	0	0	0
1048 Univ Rcpt		2,745.0										
Distribute University of Alaska receipt authority to better align with estimated expenditures in FY2023.												
$1,409.0 - Education Trust of Alaska												
($1,409.0) - Anchorage Campus												
($150.0) - Bristol Bay Campus												
($20.0) - Chukchi Campus												
($1,075.0) - College of Rural and Campus Development												
$2,745.0 - Fairbanks Campus												
($600.0) - Interior Alaska Campus												
($350.0) - Kuskokwim Campus												
($50.0) - Northwest Campus												
($500.0) - University of Alaska Fairbanks Community and Technical College												
Transfer Positions Between Allocations for Anticipated Needs												
	PosAdj	0.0	0.0	0.0	0.0	0.0	0.0	0.0	0.0	-2	0	0
Position Transfers deemed necessary to accurately reflect University of Alaska position assignments for FY2023. Positions will be transferred between various allocations.												
Full-time Position Transfers:												
(2) Systemwide Services												
3 Office of Information Technology												

Component: Fairbanks Campus (741)
RDU: University of Alaska Fairbanks (236)

Scenario/Change Record Title	Trans Type	Totals	Personal Services	Travel	Services	Commodities	Capital Outlay	Grants, Benefits	Miscellaneous	Positions PFT	Positions PPT	Positions NP
4 Anchorage Campus												
(2) Kenai Peninsula College												
(1) Kodiak College												
(2) Matanuska Susitna College												
1 Prince William Sound College												
(2) Fairbanks Campus												
(3) Bristol Bay Campus												
(1) Chukchi Campus												
(1) Interior Alaska Campus												
6 College of Rural and Community Development												
Align Authority with Anticipated Expenditures												
	LIT	0.0	47,691.7	-730.4	-51,794.3	6,595.7	622.9	-1,010.2	-1,375.4	0	0	0

Transfers between expenditure categories that University of Alaska management and the Board of Regents have deemed necessary to accurately reflect expenditure levels for FY2023.

University of Alaska FY2023 Transfer to Budget Reductions/Additions												
	Trout	-129,336.8	0.0	0.0	-129,336.8	0.0	0.0	0.0	0.0	0	0	0
1004 Gen Fund	-129,336.8											

Transfer FY2023 conference committee unrestricted general funds from all components to budget reductions/additions. Funds will be redistributed to adjust for the impact of the multiple years of budget reductions.

$288,941.1 - Budget Reductions/Additions - Systemwide
($6,458.9) - Systemwide Services
($4,896.1) - Office of Information Technology
($88,610.2) - Anchorage Campus
($959.6) - Small Business Development Center
($6,430.5) - Kenai Peninsula College
($2,351.3) - Kodiak College
($4,682.3) - Matanuska-Susitna College
($2,725.9) - Prince William Sound College
($129,336.8) - Fairbanks Campus
($1,145.0) - Bristol Bay College
($640.4) - Chukchi Campus
($4,843.7) - College of Rural and Community Development
($1,360.0) - Interior Alaska Campus
($2,451.3) - Kuskokwim Campus
($1,221.2) - Northwest Campus
($4,941.9) - University of Alaska Fairbanks Community and Technical college
($21,712.1) - Juneau Campus

Component: Fairbanks Campus (741)
RDU: University of Alaska Fairbanks (236)

Scenario/Change Record Title	Trans Type	Totals	Personal Services	Travel	Services	Commodities	Capital Outlay	Grants, Benefits	Miscellaneous	Positions PFT	PPT	NP
($1,899.8) - Ketchikan Campus												
($2,274.1) - Sitka Campus												
University of Alaska FY2023 Distribution of Base State Funds												
	Trin	120,838.3	0.0	0.0	120,838.3	0.0	0.0	0.0	0.0	0	0	0
1004 Gen Fund		120,838.3										

Redistribute unrestricted general funds from budget reductions/additions to all components. Represents the resetting impact of the multi-year budget reductions and the limitations imposed given the dual appropriation. FY2023 increases for compensation, fixed costs, and programs are recorded in separate change records.

($272,733.5) - Budget Reductions/Additions - Systemwide
$8,994.9 - Systemwide Services
$5,570.3 - Office of Information Technology
$83,768.7 - Anchorage Campus
$959.6 - Small Business Development Center
$6,289.1 - Kenai Peninsula College
$2,303.3 - Kodiak College
$4,568.7 - Matanuska-Susitna College
$2,666.7 - Prince William Sound College
$120,838.3 - Fairbanks Campus
$1,100.3 - Bristol Bay College
$607.8 - Chukchi Campus
$4,786.3 - College of Rural and Community Development
$1,294.5 - Interior Alaska Campus
$2,324.6 - Kuskokwim Campus
$1,161.7 - Northwest Campus
$4,884.3 - University of Alaska Fairbanks Community and Technical college
$17,076.2 - Juneau Campus
$1,602.9 - Ketchikan Campus
$1,935.3 - Sitka Campus

University of Alaska Compensation Increases												
	Trin	1,800.9	1,800.9	0.0	0.0	0.0	0.0	0.0	0.0	0	0	0
1004 Gen Fund		1,800.9										

Distribute funding for compensation increases to the following employee groups: University of Alaska non-union staff, Fairbanks Firefighters Association union, and Alaska Higher Education Crafts and Trades Employees (local 6070) union.

($4,357.6) - Budget Reductions/Additions - Systemwide
$346.6 - Systemwide Services
$127.7 - Office of Information Technology

Change Record Detail - Multiple Scenarios with Descriptions
University of Alaska

Component: Fairbanks Campus (741)
RDU: University of Alaska Fairbanks (236)

Scenario/Change Record Title	Trans Type	Totals	Personal Services	Travel	Services	Commodities	Capital Outlay	Grants, Benefits	Miscellaneous	Positions PFT	PPT	NP
$1,364.5 - Anchorage Campus												
$78.1 - Kenai Peninsula College												
$24.2 - Kodiak College												
$63.5 - Matanuska-Susitna College												
$47.3 - Prince William Sound College												
$1,800.9 - Fairbanks Campus												
$14.4 - Bristol Bay College												
$10.3 - Chukchi Campus												
$43.8 - College of Rural and Community Development												
$16.8 - Interior Alaska Campus												
$37.3 - Kuskokwim Campus												
$17.5 - Northwest Campus												
$48.0 - University of Alaska Fairbanks Community and Technical college												
$257.6 - Juneau Campus												
$32.2 - Ketchikan Campus												
$26.9 - Sitka Campus												
University of Alaska Fixed Cost Increases												
	Trin	1,745.0	0.0	0.0	1,745.0	0.0	0.0	0.0	0.0	0	0	0
1004 Gen Fund	1,745.0											

Distribute funding for fixed cost increases: $1 million for cyber-security and cloud migration, $2 million for insurance premium increases, and $1 million for facility maintenance.

($4,000.0) - Budget Reductions/Additions - Systemwide
$44.0 - Systemwide Services
$1,000.0 - Office of Information Technology
$1,030.0 - Anchorage Campus
$1,745.0 - Fairbanks Campus
$181.0 - Juneau Campus

University of Alaska Community Campuses Fixed Cost Increases												
	Trout	-32.1	0.0	0.0	-32.1	0.0	0.0	0.0	0.0	0	0	0
1004 Gen Fund	-32.1											

Reallocate unrestricted general funds from main campuses to community campuses to off-set fixed cost increases. This distribution is necessary to preserve community campus funding as intended by the legislature.

($135.0) - Systemwide Services
($101.1) - Anchorage Campus
$47.7 - Kenai Peninsula College
$21.9 - Kodiak College

Component: Fairbanks Campus (741)
RDU: University of Alaska Fairbanks (236)

Scenario/Change Record Title	Trans Type	Totals	Personal Services	Travel	Services	Commodities	Capital Outlay	Grants, Benefits	Miscellaneous	Positions PFT	Positions PPT	Positions NP
$26.5 - Matanuska-Susitna College												
$5.0 - Prince William Sound College												
($32.1) - Fairbanks Campus												
$7.3 - Bristol Bay College												
$2.0 - Chukchi Campus												
$9.1 - Interior Alaska Campus												
$8.0 - Kuskokwim Campus												
$5.7 - Northwest Campus												
($169.0) - Juneau Campus												
$139.3 - Ketchikan Campus												
$164.7 - Sitka Campus												
Record Program Funding												
	Trin	2,500.0	0.0	0.0	2,500.0	0.0	0.0	0.0	0.0	0	0	0
1004 Gen Fund	2,500.0											

Distribution funding for the following University of Alaska programs:

($7,850.0) - Budget Reductions/Additions - Systemwide
$3,500.0 College of Health Program Faculty - Anchorage Campus
$250.0 (Office of Technology Information) College of Health Program Medical Simulation Equipment and Technology - Anchorage Campus
$100.0 Mental Health Trust: The Alaska Training Cooperative (FY2023-FY2025) - Anchorage Campus
$1,000.0 Support Health Care Clinicals - Small Pilot - Anchorage Campus
$500.0 Support Teacher Practicums/ Student Teaching - Small Pilot - Fairbanks Campus
$ 500.0 Support Teacher Practicums/ Student Teaching - Small Pilot - Juneau Campus
$2,000.0 Alternate Energy Research - Fairbanks Campus

	Subtotal	**445,031.0**	**254,606.9**	**8,258.0**	**102,241.0**	**42,260.4**	**8,462.7**	**11,301.7**	**17,900.3**	**1,634**	**108**	**0**

********** **Changes From FY2023 Management Plan To FY2024 Governor** **********

University of Alaska Compensation Increases – Staff, Faculty, and Firefighters

	SalAdj	6,928.1	6,928.1	0.0	0.0	0.0	0.0	0.0	0.0	0	0	0
1002 Fed Rcpts	1,000.0											
1004 Gen Fund	5,217.9											
1048 Univ Rcpt	710.2											

In accordance with the University of Alaska's mission, the University of Alaska is committed to providing a competitive total compensation package, including salary and benefits, that will attract, retain, and reward high-performing employees who share a passion for higher education. The University of Alaska strives to make employee compensation performance-based, competitive to institutions with similar missions, and commensurate with the individual's level of responsibility.

In FY2023, the University of Alaska was able to pay a two percent salary adjustment for all non-union staff, union-represented firefighters, and Local 6070 employees. The FY2024 request includes a 2.75 percent wage increase for staff and firefighters. Except for a market adjustment in FY2020, there has only been

Component: Fairbanks Campus (741)
RDU: University of Alaska Fairbanks (236)

Scenario/Change Record Title	Trans Type	Totals	Personal Services	Travel	Services	Commodities	Capital Outlay	Grants, Benefits	Miscellaneous	Positions PFT	Positions PPT	Positions NP

one across-the-board increase of one percent, for staff and firefighters, in the five prior years.

The University of Alaska and the United Academics faculty union (UNAC) reached a tentative agreement (TA) on a three-year contract that increases faculty pay by three percent in FY2023, 2.75 percent in FY2024, and 2.5 percent in FY2025. The TA is pending approval by the University of Alaska Board of Regents and the State Department of Administration, and ratification by the United Academics bargaining unit members. The FY2024 request includes a 2.75 percent wage increase for UNAC.

The University of Alaska and the United Academic Adjuncts faculty union (UNAD) reached a tentative agreement (TA) on a two-year contract that increases adjunct faculty pay for semester credit hour minimums by three percent in FY2023 and 2.75 percent in FY2024. The TA is pending approval by the University of Alaska Board of Regents and the State Department of Administration, and ratification by the adjunct bargaining unit members. The FY2024 request includes a 2.75 percent pay increase for UNAD.

The University of Alaska Pension Plan wage base shall increase from $42 thousand to $52 thousand effective the first full pay period after July 1, 2023. This change is estimated to cost $2,500.0.

In FY2024, the University of Alaska will renew its medical (including dental and vision) plan at a higher rate. Parental leave (five days) will be added to the benefits package and life insurance employer-paid benefit plan coverage will increase from $50.0 to $100.0. This request includes $2,300.0 for health benefits increase expected in FY2024.

Reverse Multi-Year Economic Development Research Program Funding												
	OTI	-25,800.0	0.0	0.0	-25,800.0	0.0	0.0	0.0	0.0	0	0	0
1004 Gen Fund		-25,800.0										

Reverse multi-year economic development research program funding.

	Totals	**426,159.1**	**261,535.0**	**8,258.0**	**76,441.0**	**42,260.4**	**8,462.7**	**11,301.7**	**17,900.3**	**1,634**	**108**	**0**

Personal Services Expenditure Detail
University of Alaska

Component: Fairbanks Campus (741)
RDU: University of Alaska Fairbanks (236)
Notes:
1. If a position is split, an asterisk (*) will appear in the Split/Count column. If the split position is also counted in the component, two asterisks (**) will appear in the column.
2. "Pool" PCN refers to UA temporary positions, such as adjunct faculty; student employees; and other non-permanent staff. Multiple incumbents may share the same labor pool position number

PCN	Job Class Title	Location	Time Status	Split/ Count	Employee Class	Benefit Rate	Annual Budgeted Salary	Annual Benefits	Total Costs	UGF Estimate
100019	Administrative Professional 2	Fairbanks	FT	*	APT - Exempt Employees	38.5%	43,700	16,825	60,525	-
103010	IS Manager 3	Fairbanks	FT	*	APT - Exempt Employees	38.5%	19,200	7,392	26,592	12,057
200010	Campus Services Generalist 4	Fairbanks	FT		PERS - Classified	48.6%	26,029	12,650	38,679	17,537
200026	Assistant Professor	Fairbanks	FT		United Academics BU	28.3%	60,600	17,150	77,750	35,252
200030	Associate Professor	Fairbanks	FT		United Academics BU	28.3%	110,200	31,187	141,387	64,105
200035	Associate Professor	Fairbanks	FT		United Academics BU	28.3%	84,265	23,847	108,112	49,018
200040	Professor	Fairbanks	FT		United Academics BU	28.3%	92,292	26,119	118,411	53,688
200045	Assistant Professor	Fairbanks	FT		United Academics BU	28.3%	71,104	20,122	91,226	41,362
200055	Professor	Fairbanks	FT		United Academics BU	28.3%	91,210	25,812	117,022	53,058
200066	Professor	Fairbanks	FT		United Academics BU	28.3%	57,000	16,131	73,131	33,158
200072	Crafts & Trades I (CT1)	Fairbanks	FT		AHECTE- Labor Trades & Crafts	47.2%	51,855	24,476	76,331	34,608
200080	Professor	Fairbanks	FT		United Academics BU	28.3%	97,241	27,519	124,760	56,566
200090	Professor	Fairbanks	FT		United Academics BU	28.3%	91,103	25,782	116,885	52,996
200105	Professor	Fairbanks	FT		United Academics BU	28.3%	103,719	29,352	133,071	60,335
200115	Professor	Fairbanks	FT		United Academics BU	28.3%	83,552	23,645	107,197	48,603
200136	Student Svcs Professional 3	Fairbanks	FT		APT - Exempt Employees	38.5%	55,331	21,302	76,633	34,746
200140	Professor	Fairbanks	FT		United Academics BU	28.3%	115,082	32,568	147,650	66,945
200156	Associate Professor	Fairbanks	FT		United Academics BU	28.3%	74,181	20,993	95,174	43,152
200160	Professor	Fairbanks	FT		United Academics BU	28.3%	115,727	32,751	148,478	67,320
200166	Director (Academic-Faculty)	Fairbanks	FT		Non-Represented Faculty	24.6%	152,700	37,564	190,264	31,919
200175	Professor	Fairbanks	FT		United Academics BU	28.3%	84,752	23,985	108,737	49,301
200191	Senior Administrator Officer	Fairbanks	FT		Officer	24.6%	133,882	32,935	166,817	75,635
200200	Fac Svcs-MO&U Supervisor 6	Fairbanks	FT		APT - Exempt Employees	38.5%	132,767	51,115	183,882	83,372
200202	IS Net Technician 8	Fairbanks	FT		APT - Exempt Employees	38.5%	76,794	29,566	106,360	48,224
200204	Admin Specialist 2	Fairbanks	FT		PERS - Classified	48.6%	71,615	34,805	106,420	48,251
200206	Maint Service Workr III (MSW3)	Fairbanks	FT		AHECTE- Labor Trades & Crafts	47.2%	39,178	18,492	57,670	-
200208	Maint Service Workr III (MSW3)	Fairbanks	FT		AHECTE- Labor Trades & Crafts	47.2%	38,543	18,192	56,735	25,724
200221	Maint Service Workr III (MSW3)	Fairbanks	FT		AHECTE- Labor Trades & Crafts	47.2%	35,615	16,810	52,425	-
200235	Professor	Fairbanks	FT		United Academics BU	28.3%	57,000	16,131	73,131	33,158
200250	Professor	Fairbanks	FT		United Academics BU	28.3%	84,102	23,801	107,903	48,923
200255	Associate Professor	Fairbanks	FT		United Academics BU	28.3%	103,000	29,149	132,149	59,917
200270	Professor	Fairbanks	FT		United Academics BU	28.3%	97,503	27,593	125,096	56,719
200275	Professor	Fairbanks	FT		United Academics BU	28.3%	89,908	25,444	115,352	52,301
200280	Associate Professor	Fairbanks	FT		United Academics BU	28.3%	68,259	19,317	87,576	39,707
200285	Assistant Professor	Fairbanks	FT		United Academics BU	28.3%	57,000	16,131	73,131	33,158

Component: Fairbanks Campus (741)
RDU: University of Alaska Fairbanks (236)
Notes:
1. If a position is split, an asterisk (*) will appear in the Split/Count column. If the split position is also counted in the component, two asterisks (**) will appear in the column.
2. "Pool" PCN refers to UA temporary positions, such as adjunct faculty; student employees; and other non-permanent staff. Multiple incumbents may share the same labor pool position number

PCN	Job Class Title	Location	Time Status	Split/ Count	Employee Class	Benefit Rate	Annual Budgeted Salary	Annual Benefits	Total Costs	UGF Estimate
200291	Associate Professor	Fairbanks	FT		United Academics BU	28.3%	72,121	20,410	92,531	41,954
200296	Professor	Fairbanks	FT		United Academics BU	28.3%	87,645	24,804	112,449	50,984
200300	Professor	Fairbanks	FT		United Academics BU	28.3%	79,039	22,368	101,407	45,978
200305	Associate Professor	Fairbanks	FT		United Academics BU	28.3%	69,900	19,782	89,682	40,662
200311	Assistant Professor	Fairbanks	FT		United Academics BU	28.3%	60,600	17,150	77,750	35,252
200315	Professor	Fairbanks	FT		United Academics BU	28.3%	89,191	25,241	114,432	51,884
200320	Senior Administrator Officer	Fairbanks	FT		Officer	24.6%	159,100	39,139	198,239	89,882
200325	Associate Professor	Fairbanks	FT		United Academics BU	28.3%	91,279	25,832	117,111	53,098
200331	Student Svcs Professional 2	Fairbanks	FT		PERS - Classified	48.6%	53,189	25,850	79,039	35,836
200335	Assistant Professor	Fairbanks	FT		United Academics BU	28.3%	60,600	17,150	77,750	35,252
200340	Associate Professor	Fairbanks	FT		United Academics BU	28.3%	81,593	23,091	104,684	47,464
200345	Associate Professor	Fairbanks	FT		United Academics BU	28.3%	69,286	19,608	88,894	40,305
200350	Professor	Fairbanks	FT		United Academics BU	28.3%	88,396	25,016	113,412	51,421
200355	Professor	Fairbanks	FT		United Academics BU	28.3%	103,607	29,321	132,928	60,270
200376	Associate Professor	Fairbanks	FT		United Academics BU	28.3%	114,400	32,375	146,775	66,548
200386	Assistant Professor	Fairbanks	FT		United Academics BU	28.3%	72,000	20,376	92,376	41,883
200390	Associate Professor	Fairbanks	FT		United Academics BU	28.3%	73,048	20,673	93,721	42,493
200396	Associate Professor	Fairbanks	FT		United Academics BU	28.3%	77,945	22,058	100,003	45,342
200400	Professor	Fairbanks	FT		United Academics BU	28.3%	128,412	36,341	164,753	74,699
200405	Student Svcs Professional 3	Fairbanks	FT		APT - Exempt Employees	38.5%	55,082	21,207	76,289	34,589
200416	Professor	Fairbanks	FT		United Academics BU	28.3%	115,727	32,751	148,478	67,320
200420	Assistant Professor	Fairbanks	FT		United Academics BU	28.3%	57,000	16,131	73,131	33,158
200425	Assistant Professor	Fairbanks	FT		United Academics BU	28.3%	95,000	26,885	121,885	55,263
200431	Maint Service Workr III (MSW3)	Fairbanks	FT		AHECTE- Labor Trades & Crafts	47.2%	41,725	19,694	61,419	-
200435	Associate Professor	Fairbanks	FT		United Academics BU	28.3%	89,575	25,350	114,925	52,107
200440	Professor	Fairbanks	FT		United Academics BU	28.3%	106,034	30,008	136,042	61,681
200450	Professor	Fairbanks	FT		United Academics BU	28.3%	91,674	25,944	117,618	53,328
200455	Professor	Fairbanks	FT		United Academics BU	28.3%	103,184	29,201	132,385	60,024
200460	Assistant Professor	Fairbanks	FT		United Academics BU	28.3%	100	-	100	-
200461	Professor	Fairbanks	FT		United Academics BU	28.3%	92,112	26,068	118,180	53,583
200475	Professor	Fairbanks	FT		United Academics BU	28.3%	91,389	25,863	117,252	53,162
200480	Associate Professor	Fairbanks	FT		United Academics BU	28.3%	108,712	30,765	139,477	63,239
200500	Assistant Professor	Fairbanks	FT		United Academics BU	28.3%	33,768	9,556	43,324	19,643
200505	Assistant Professor	Fairbanks	FT		United Academics BU	28.3%	74,235	21,009	95,244	43,184
200516	Associate Professor	Fairbanks	FT		United Academics BU	28.3%	90,750	25,682	116,432	52,791

Component: Fairbanks Campus (741)
RDU: University of Alaska Fairbanks (236)
Notes:
1. If a position is split, an asterisk (*) will appear in the Split/Count column. If the split position is also counted in the component, two asterisks (**) will appear in the column.
2. "Pool" PCN refers to UA temporary positions, such as adjunct faculty; student employees; and other non-permanent staff. Multiple incumbents may share the same labor pool position number

PCN	Job Class Title	Location	Time Status	Split/ Count	Employee Class	Benefit Rate	Annual Budgeted Salary	Annual Benefits	Total Costs	UGF Estimate
200531	Crafts & Trades I (CT1)	Fairbanks	FT		AHECTE- Labor Trades & Crafts	47.2%	61,548	29,051	90,599	41,078
200535	Assistant Professor	Fairbanks	FT		United Academics BU	28.3%	63,630	18,007	81,637	37,014
200540	Assistant Professor	Fairbanks	FT		United Academics BU	28.3%	111,000	31,413	142,413	39,906
200545	Associate Professor	Fairbanks	FT		United Academics BU	28.3%	75,958	21,496	97,454	44,186
200547	IS Professional 3A	Fairbanks	FT		APT - Exempt Employees	38.5%	60,000	23,100	83,100	-
200550	Associate Professor	Fairbanks	FT		United Academics BU	28.3%	66,970	18,953	85,923	38,957
200555	Comm Specialist 4 (NE)	Fairbanks	FT		PERS - Classified	48.6%	66,152	32,150	98,302	44,570
200560	Professor	Fairbanks	FT		United Academics BU	28.3%	143,450	40,596	184,046	54,594
200570	Associate Professor	Fairbanks	FT		United Academics BU	28.3%	73,575	20,822	94,397	42,800
200576	Student Svcs Manager 3	Fairbanks	FT		APT - Exempt Employees	38.5%	90,909	35,000	125,909	57,087
200581	Administrative Management 3	Fairbanks	FT		APT - Exempt Employees	38.5%	75,300	28,991	104,291	47,285
200585	Professor	Fairbanks	FT		United Academics BU	28.3%	80,688	22,835	103,523	46,937
200590	Assistant Professor	Fairbanks	FT		United Academics BU	28.3%	75,000	21,225	96,225	43,629
200605	Assistant Professor	Fairbanks	FT		United Academics BU	28.3%	56,862	16,092	72,954	33,077
200622	Professor	Fairbanks	FT		United Academics BU	28.3%	87,064	24,639	111,703	50,646
200632	Fiscal Technician 2	Fairbanks	FT		PERS - Classified	48.6%	31,713	15,413	47,126	21,367
200636	Human Resources Technician 3	Fairbanks	FT		PERS - Classified	48.6%	73,047	35,501	108,548	49,216
200643	Admin Generalist 3	Fairbanks	FT		PERS - Classified	48.6%	34,692	16,860	51,552	23,374
200645	Admin Generalist 3	Fairbanks	FT		PERS - Classified	48.6%	30,774	14,956	45,730	20,734
200656	Fiscal Manager 2	Fairbanks	FT		APT - Exempt Employees	38.5%	80,727	31,080	111,807	50,693
200661	Admin Generalist 3	Fairbanks	FT		PERS - Classified	48.6%	32,030	15,567	47,597	21,580
200671	Admin Generalist 2	Fairbanks	FT		PERS - Classified	48.6%	38,295	18,611	56,906	-
200676	IS Professional 4A	Fairbanks	FT		APT - Exempt Employees	38.5%	73,900	28,452	102,352	46,406
200690	Admin Generalist 4	Fairbanks	FT		PERS - Classified	48.6%	48,303	23,475	71,778	32,544
200700	Assistant Professor	Fairbanks	FT		United Academics BU	28.3%	77,700	21,989	99,689	45,199
200701	Professor	Fairbanks	FT		United Academics BU	28.3%	86,521	24,485	111,006	7,549
200703	Fac Svcs-MO&U Supervisor 3	Fairbanks	FT		APT - Exempt Employees	38.5%	59,863	23,047	82,910	37,592
200721	Fiscal Technician 3	Fairbanks	FT		PERS - Classified	48.6%	37,935	18,436	56,371	25,559
200726	Admin Generalist 3	Fairbanks	FT		PERS - Classified	48.6%	37,536	18,242	55,778	25,290
201005	Assistant Professor	Fairbanks	FT		United Academics BU	28.3%	143,000	40,469	183,469	83,185
201010	Assistant Professor	Fairbanks	FT		United Academics BU	28.3%	125,000	35,375	160,375	72,714
201015	Assistant Professor	Fairbanks	FT		United Academics BU	28.3%	132,000	37,356	169,356	76,786
201565	Professor	Fairbanks	FT		United Academics BU	28.3%	90,228	25,535	115,763	26,019
201570	Student Svcs Professional 3	Fairbanks	FT		APT - Exempt Employees	38.5%	54,246	20,885	75,131	34,064
201575	Student Svcs Technician 3	Fairbanks	FT		PERS - Classified	48.6%	51,088	24,829	75,917	34,421

Component: Fairbanks Campus (741)
RDU: University of Alaska Fairbanks (236)
Notes:
1. If a position is split, an asterisk (*) will appear in the Split/Count column. If the split position is also counted in the component, two asterisks (**) will appear in the column.
2. "Pool" PCN refers to UA temporary positions, such as adjunct faculty; student employees; and other non-permanent staff. Multiple incumbents may share the same labor pool position number

PCN	Job Class Title	Location	Time Status	Split/ Count	Employee Class	Benefit Rate	Annual Budgeted Salary	Annual Benefits	Total Costs	UGF Estimate
201595	Admin Specialist 2	Fairbanks	FT		PERS - Classified	48.6%	58,952	28,651	87,603	-
201730	Associate Professor	Fairbanks	FT		United Academics BU	28.3%	76,272	21,585	97,857	44,368
201733	Associate Professor	Fairbanks	FT		United Academics BU	28.3%	77,091	21,817	98,908	40,360
201740	Professor	Fairbanks	FT		United Academics BU	28.3%	92,036	26,046	118,082	53,539
201747	Campus Services Generalist 3	Fairbanks	FT		PERS - Classified	48.6%	18,200	8,845	27,045	12,262
201760	Professor	Fairbanks	FT		United Academics BU	28.3%	90,115	25,503	115,618	52,421
201765	Admin Generalist 3	Fairbanks	FT		PERS - Classified	48.6%	41,070	19,960	61,030	27,671
201775	Associate Professor	Fairbanks	FT		United Academics BU	28.3%	77,946	22,059	100,005	45,342
201781	Associate Professor	Fairbanks	FT	**	United Academics BU	28.3%	88,810	25,133	113,943	-
201785	Admin Specialist 3	Fairbanks	PT		APT - Exempt Employees	38.5%	58,332	22,458	80,790	36,630
201790	Admin Generalist 4	Fairbanks	FT		PERS - Classified	48.6%	49,373	23,995	73,368	33,265
201800	Associate Professor	Fairbanks	FT		United Academics BU	28.3%	77,417	21,909	99,326	45,035
201803	Admin Specialist 3	Fairbanks	FT		APT - Exempt Employees	38.5%	55,331	21,302	76,633	34,746
201805	Broadcast/Media Professional 3	Fairbanks	FT		APT - Exempt Employees	38.5%	59,900	23,062	82,962	-
201812	Professor	Fairbanks	FT		United Academics BU	28.3%	102,033	28,875	130,908	29,676
201816	Associate Professor	Fairbanks	FT		United Academics BU	28.3%	88,933	25,168	114,101	51,734
201819	Administrative Professional 2	Fairbanks	FT		APT - Exempt Employees	38.5%	85,670	32,983	118,653	53,797
201823	Professor	Fairbanks	FT		United Academics BU	28.3%	100,416	28,418	128,834	34,854
201830	Assistant Professor	Fairbanks	FT		United Academics BU	28.3%	132,675	37,547	170,222	34,938
201831	Admin Specialist 2	Fairbanks	FT		PERS - Classified	48.6%	47,353	23,014	70,367	31,904
201840	Administrative Professional 1	Fairbanks	FT		APT - Exempt Employees	38.5%	92,799	35,728	128,527	58,274
201895	Administrative Professional 3	Fairbanks	FT		APT - Exempt Employees	38.5%	86,570	33,329	119,899	54,363
201900	IS Professional 4A	Fairbanks	FT		APT - Exempt Employees	38.5%	71,700	27,605	99,305	45,025
201906	Associate Vice Chancellor	Fairbanks	FT		Sr. Administrator	24.6%	148,356	36,496	184,852	83,812
201930	Library Professional 4	Fairbanks	FT		APT - Exempt Employees	38.5%	75,296	28,989	104,285	47,283
201941	Student Svcs Professional 3	Fairbanks	FT		APT - Exempt Employees	38.5%	58,726	22,610	81,336	28,138
201950	Director (Admin)	Fairbanks	FT		Officer	24.6%	100	-	100	-
201955	Admin Generalist 4	Fairbanks	FT		PERS - Classified	48.6%	62,899	30,569	93,468	42,378
201961	Student Svcs Professional 3	Fairbanks	FT		APT - Exempt Employees	38.5%	58,726	22,610	81,336	36,878
201970	Administrative Professional 1	Fairbanks	FT		APT - Exempt Employees	38.5%	68,096	26,217	94,313	42,762
201986	Human Resources Technician 3	Fairbanks	FT		PERS - Classified	48.6%	49,915	24,259	74,174	33,630
201990	IS Consultant 4A	Fairbanks	FT		APT - Exempt Employees	38.5%	100	-	100	-
201991	Student Svcs Professional 3	Fairbanks	FT		APT - Exempt Employees	38.5%	56,773	21,858	78,631	35,651
202002	Student Svcs Professional 3	Fairbanks	FT		APT - Exempt Employees	38.5%	59,872	23,051	82,923	37,597
202006	Instructional Designer 4	Fairbanks	FT		APT - Exempt Employees	38.5%	100	-	100	-

Component: Fairbanks Campus (741)
RDU: University of Alaska Fairbanks (236)
Notes:
1. If a position is split, an asterisk (*) will appear in the Split/Count column. If the split position is also counted in the component, two asterisks (**) will appear in the column.
2. "Pool" PCN refers to UA temporary positions, such as adjunct faculty; student employees; and other non-permanent staff. Multiple incumbents may share the same labor pool position number

PCN	Job Class Title	Location	Time Status	Split/ Count	Employee Class	Benefit Rate	Annual Budgeted Salary	Annual Benefits	Total Costs	UGF Estimate
202835	Associate Professor	Fairbanks	FT		United Academics BU	28.3%	109,600	31,017	140,617	29,900
202856	Student Svcs Technician 2	Fairbanks	FT		PERS - Classified	48.6%	41,190	20,018	61,208	27,752
202865	Associate Professor	Fairbanks	FT		United Academics BU	28.3%	65,500	18,537	84,037	38,102
202880	Professor	Fairbanks	FT		United Academics BU	28.3%	162,000	45,846	207,846	70,678
202886	Professor	Fairbanks	FT		United Academics BU	28.3%	145,000	41,035	186,035	49,097
202890	Assistant Professor	Fairbanks	FT		United Academics BU	28.3%	65,892	18,647	84,539	38,330
202895	IS Net Technician 6	Fairbanks	FT		PERS - Classified	48.6%	59,400	28,868	88,268	40,021
202897	Professor	Fairbanks	FT		United Academics BU	28.3%	186,800	52,864	239,664	81,498
202911	Assistant Professor	Fairbanks	FT		United Academics BU	28.3%	100	-	100	-
202935	Associate Professor	Fairbanks	FT		United Academics BU	28.3%	101,000	28,583	129,583	58,753
202940	Assistant Professor	Fairbanks	FT		United Academics BU	28.3%	83,900	23,744	107,644	48,806
202946	IS Professional 4A	Fairbanks	FT		APT - Exempt Employees	38.5%	83,200	32,032	115,232	52,246
202950	Professor	Fairbanks	FT		United Academics BU	28.3%	87,163	24,667	111,830	50,704
202960	Professor	Fairbanks	FT		United Academics BU	28.3%	194,200	54,959	249,159	92,376
202974	Research Professional 2	Fairbanks	FT		APT - Exempt Employees	38.5%	60,600	23,331	83,931	38,054
202981	Executive Director	Fairbanks	FT		Sr. Administrator	24.6%	145,200	35,719	180,919	82,029
202985	Admin Specialist 2	Fairbanks	FT		PERS - Classified	48.6%	59,300	28,820	88,120	39,954
202990	Admin Generalist 4	Fairbanks	FT		PERS - Classified	48.6%	30,000	14,580	44,580	20,213
202992	Communications Specialist 4	Fairbanks	FT		APT - Exempt Employees	38.5%	100	-	100	-
202993	Fiscal Manager 2	Fairbanks	FT		APT - Exempt Employees	38.5%	88,619	34,118	122,737	46,745
203330	Assistant Professor	Fairbanks	FT		United Academics BU	28.3%	81,591	23,090	104,681	24,020
203345	Admin Specialist 3	Fairbanks	FT		APT - Exempt Employees	38.5%	55,331	21,302	76,633	34,746
203346	Admin Specialist 3	Fairbanks	FT		APT - Exempt Employees	38.5%	65,494	25,215	90,709	41,128
203357	Professor	Fairbanks	FT		United Academics BU	28.3%	184,983	52,350	237,333	107,607
203361	Student Svcs Professional 2	Fairbanks	FT		PERS - Classified	48.6%	50,579	24,581	75,160	34,078
203366	Assistant Professor	Fairbanks	FT		United Academics BU	28.3%	125,000	35,375	160,375	72,714
203380	Safety Svcs-Police 3	Fairbanks	FT		PERS - Classified	48.6%	86,800	42,185	128,985	58,482
203385	Safety Svcs-Police 3	Fairbanks	FT		PERS - Classified	48.6%	79,500	38,637	118,137	53,563
203390	Admin Generalist 3	Fairbanks	FT		PERS - Classified	48.6%	41,190	20,018	61,208	27,752
203405	Associate Professor	Fairbanks	FT		United Academics BU	28.3%	156,047	44,161	200,208	90,775
203406	Associate Professor	Fairbanks	FT		United Academics BU	28.3%	137,787	38,994	176,781	80,153
203415	Research Professional 3	Fairbanks	FT		APT - Exempt Employees	38.5%	61,930	23,843	85,773	34,745
203430	Professor	Fairbanks	FT		United Academics BU	28.3%	182,497	51,647	234,144	106,161
203435	Professor	Fairbanks	FT		United Academics BU	28.3%	129,106	36,537	165,643	75,103
203450	Student Svcs Manager 2	Fairbanks	FT		APT - Exempt Employees	38.5%	77,544	29,854	107,398	48,695

Component: Fairbanks Campus (741)
RDU: University of Alaska Fairbanks (236)
Notes:
1. If a position is split, an asterisk (*) will appear in the Split/Count column. If the split position is also counted in the component, two asterisks (**) will appear in the column.
2. "Pool" PCN refers to UA temporary positions, such as adjunct faculty; student employees; and other non-permanent staff. Multiple incumbents may share the same labor pool position number

PCN	Job Class Title	Location	Time Status	Split/ Count	Employee Class	Benefit Rate	Annual Budgeted Salary	Annual Benefits	Total Costs	UGF Estimate
203455	Professor	Fairbanks	FT		United Academics BU	28.3%	148,892	42,136	191,028	86,613
203481	Admin Specialist 2	Fairbanks	FT		PERS - Classified	48.6%	59,863	29,093	88,956	40,333
203485	Fiscal Technician 3	Fairbanks	FT		PERS - Classified	48.6%	45,400	22,064	67,464	30,588
203490	Fiscal Technician 3	Fairbanks	FT		PERS - Classified	48.6%	48,105	23,282	71,387	29,177
203501	Admin Specialist 3	Fairbanks	FT		APT - Exempt Employees	38.5%	55,331	21,302	76,633	34,746
203840	Professor	Fairbanks	FT		United Academics BU	28.3%	169,200	47,884	217,084	51,656
203845	Professor	Fairbanks	FT		United Academics BU	28.3%	158,000	44,714	202,714	68,933
203855	Assistant Professor	Fairbanks	FT		United Academics BU	28.3%	113,400	32,092	145,492	34,612
203860	Communications Manager 1	Fairbanks	FT		APT - Exempt Employees	38.5%	73,811	28,417	102,228	46,350
203865	IS Net Technician 6	Fairbanks	FT		PERS - Classified	48.6%	53,200	25,855	79,055	35,844
203875	Associate Professor	Fairbanks	FT		United Academics BU	28.3%	129,400	36,620	166,020	39,498
203881	Administrative Professional 1	Fairbanks	FT		APT - Exempt Employees	38.5%	54,200	20,867	75,067	34,035
203895	Professor	Fairbanks	FT		United Academics BU	28.3%	118,500	33,536	152,036	68,933
203900	Associate Professor	Fairbanks	FT		United Academics BU	28.3%	107,500	30,423	137,923	43,745
203905	Assistant Professor	Fairbanks	FT		United Academics BU	28.3%	84,900	24,027	108,927	49,387
203921	Admin Generalist 4	Fairbanks	PT		PERS - Classified	48.6%	31,000	15,066	46,066	20,886
203925	Crafts & Trades II (CT2)	Fairbanks	FT		AHECTE- Labor Trades & Crafts	47.2%	57,159	26,979	84,138	38,148
203931	Admin Specialist 3	Fairbanks	PT		APT - Exempt Employees	38.5%	57,000	21,945	78,945	35,794
204070	Assistant Professor	Fairbanks	FT		United Academics BU	28.3%	70,269	19,886	90,155	40,876
204075	Professor	Fairbanks	FT		United Academics BU	28.3%	106,708	30,198	136,906	46,425
204080	Professor	Fairbanks	FT		United Academics BU	28.3%	99,880	28,266	128,146	43,617
204095	Professor	Fairbanks	FT		United Academics BU	28.3%	132,969	37,630	170,599	77,350
204105	Associate Professor	Fairbanks	FT		United Academics BU	28.3%	85,363	24,158	109,521	49,657
204110	Professor	Fairbanks	FT		United Academics BU	28.3%	118,108	33,425	151,533	68,705
204115	Assistant Professor	Fairbanks	FT		United Academics BU	28.3%	70,971	20,085	91,056	41,285
204121	Communications Specialist 4	Fairbanks	FT		APT - Exempt Employees	38.5%	58,110	22,372	80,482	36,491
204125	Assistant Professor	Fairbanks	FT		United Academics BU	28.3%	34,646	9,805	44,451	20,154
204130	Associate Professor	Fairbanks	FT		United Academics BU	28.3%	98,398	27,847	126,245	37,776
204135	Professor	Fairbanks	FT		United Academics BU	28.3%	99,128	28,053	127,181	57,664
204141	Associate Professor	Fairbanks	FT		United Academics BU	28.3%	97,061	27,468	124,529	56,462
204146	Safety Svcs-Fire 1	Fairbanks	FT		PERS - Classified - Firefighters	48.6%	100,590	48,887	149,477	6,777
204151	Student Svcs Manager 2	Fairbanks	FT		APT - Exempt Employees	38.5%	75,253	28,972	104,225	47,256
204156	Associate Professor	Fairbanks	FT		United Academics BU	28.3%	75,649	21,409	97,058	31,325
204160	Professor	Fairbanks	PT		United Academics BU	28.3%	115,213	32,605	147,818	67,021
204165	Professor	Fairbanks	FT		United Academics BU	28.3%	101,791	28,807	130,598	59,213

Component: Fairbanks Campus (741)
RDU: University of Alaska Fairbanks (236)
Notes:
1. If a position is split, an asterisk (*) will appear in the Split/Count column. If the split position is also counted in the component, two asterisks (**) will appear in the column.
2. "Pool" PCN refers to UA temporary positions, such as adjunct faculty; student employees; and other non-permanent staff. Multiple incumbents may share the same labor pool position number

PCN	Job Class Title	Location	Time Status	Split/ Count	Employee Class	Benefit Rate	Annual Budgeted Salary	Annual Benefits	Total Costs	UGF Estimate
204181	Professor	Fairbanks	FT		United Academics BU	28.3%	113,300	32,064	145,364	65,908
204185	Professor	Fairbanks	FT		United Academics BU	28.3%	99,461	28,147	127,608	38,636
204190	Professor	Fairbanks	FT		United Academics BU	28.3%	102,855	29,108	131,963	59,832
204196	Crafts & Trades I (CT1)	Fairbanks	FT		AHECTE- Labor Trades & Crafts	47.2%	54,700	25,818	80,518	36,507
204206	Professor	Fairbanks	FT		United Academics BU	28.3%	101,835	28,819	130,654	59,239
204215	Associate Professor	Fairbanks	FT		United Academics BU	28.3%	82,445	23,332	105,777	47,959
204221	Administrative Management 1	Fairbanks	FT		APT - Exempt Employees	38.5%	70,225	27,037	97,262	44,099
204225	Professor	Fairbanks	FT		United Academics BU	28.3%	91,111	25,784	116,895	53,001
204236	Assistant Professor	Fairbanks	FT		United Academics BU	28.3%	68,680	19,436	88,116	33,160
204241	Fiscal Technician 4	Fairbanks	FT		PERS - Classified	48.6%	55,328	26,889	82,217	37,277
204250	Environmental Health/Safety 3	Fairbanks	FT		APT - Exempt Employees	38.5%	77,543	29,854	107,397	48,694
204260	Associate Professor	Fairbanks	FT		United Academics BU	28.3%	92,416	26,154	118,570	53,760
204265	Administrative Professional 2	Fairbanks	FT		APT - Exempt Employees	38.5%	79,200	30,492	109,692	49,734
204277	Professor	Fairbanks	FT		United Academics BU	28.3%	133,600	37,809	171,409	58,288
204280	Research Technician 4	Fairbanks	FT		PERS - Classified	48.6%	52,800	25,661	78,461	35,574
204296	Environmental Health/Safety 3	Fairbanks	FT		APT - Exempt Employees	38.5%	64,189	24,713	88,902	40,308
204300	Professor	Fairbanks	FT		United Academics BU	28.3%	124,405	35,207	159,612	72,368
204306	Professor	Fairbanks	FT		United Academics BU	28.3%	109,587	31,013	140,600	25,530
204311	Professor	Fairbanks	FT		United Academics BU	28.3%	52,975	14,992	67,967	30,816
204326	Professor	Fairbanks	FT		United Academics BU	28.3%	92,879	26,285	119,164	54,029
204330	Associate Professor	Fairbanks	FT		United Academics BU	28.3%	104,600	29,602	134,202	60,847
204341	Professor	Fairbanks	FT		United Academics BU	28.3%	111,100	31,441	142,541	13,263
204347	Student Svcs Technician 3	Fairbanks	FT		PERS - Classified	48.6%	55,862	27,149	83,011	37,637
204352	Associate Dean/Faculty	Fairbanks	FT		Non-Represented Faculty	24.6%	137,356	33,790	171,146	59,115
204361	Professor	Fairbanks	FT		United Academics BU	28.3%	85,079	24,077	109,156	13,309
204366	Professor	Fairbanks	FT		United Academics BU	28.3%	100,155	28,344	128,499	40,636
204370	Professor	Fairbanks	FT		United Academics BU	28.3%	93,447	26,446	119,893	54,359
204390	Professor	Fairbanks	FT		United Academics BU	28.3%	102,348	28,964	131,312	44,704
204400	Associate Professor	Fairbanks	FT		United Academics BU	28.3%	89,006	25,189	114,195	51,776
204404	IS Professional 2A	Fairbanks	PT		PERS - Classified	48.6%	30,243	14,698	44,941	20,376
204445	Admin Specialist 2	Fairbanks	FT		PERS - Classified	48.6%	53,737	26,116	79,853	36,206
204446	Assistant Professor	Fairbanks	FT		United Academics BU	28.3%	110,300	31,215	141,515	-
204470	Professor	Fairbanks	FT		United Academics BU	28.3%	106,848	30,238	137,086	62,155
204475	Administrative Professional 2	Fairbanks	FT		APT - Exempt Employees	38.5%	92,799	35,728	128,527	58,274
204481	Student Svcs Manager 2	Fairbanks	FT		APT - Exempt Employees	38.5%	94,623	36,430	131,053	59,420

Component: Fairbanks Campus (741)
RDU: University of Alaska Fairbanks (236)
Notes:
1. If a position is split, an asterisk (*) will appear in the Split/Count column. If the split position is also counted in the component, two asterisks (**) will appear in the column.
2. "Pool" PCN refers to UA temporary positions, such as adjunct faculty; student employees; and other non-permanent staff. Multiple incumbents may share the same labor pool position number

PCN	Job Class Title	Location	Time Status	Split/ Count	Employee Class	Benefit Rate	Annual Budgeted Salary	Annual Benefits	Total Costs	UGF Estimate
204490	Professor	Fairbanks	FT		United Academics BU	28.3%	100	-	100	-
204500	Maint Service Worker IV (MSW4)	Fairbanks	FT		AHECTE- Labor Trades & Crafts	47.2%	43,389	20,480	63,869	28,958
204505	Professor	Fairbanks	FT		United Academics BU	28.3%	119,000	33,677	152,677	69,224
204526	Admin Specialist 3	Fairbanks	FT		APT - Exempt Employees	38.5%	17,900	6,892	24,792	11,240
204531	Professor	Fairbanks	FT		United Academics BU	28.3%	92,300	26,121	118,421	53,692
204542	Student Svcs Professional 3	Fairbanks	FT		APT - Exempt Employees	38.5%	51,181	19,705	70,886	32,140
204551	Professor	Fairbanks	FT		United Academics BU	28.3%	97,971	27,726	125,697	42,797
204556	Professor	Fairbanks	FT		United Academics BU	28.3%	98,172	27,783	125,955	57,108
204566	Student Svcs Technician 2	Fairbanks	FT		PERS - Classified	48.6%	49,115	23,870	72,985	33,091
204576	Professor	Fairbanks	FT		United Academics BU	28.3%	141,685	40,097	181,782	43,736
204581	Associate Professor	Fairbanks	FT	**	United Academics BU	28.3%	33,155	9,383	42,538	19,287
204587	Professor	Fairbanks	FT		United Academics BU	28.3%	120,315	34,049	154,364	35,976
204595	Research Technician 3	Fairbanks	FT		PERS - Classified	48.6%	42,579	20,693	63,272	28,688
204600	Admin Generalist 4	Fairbanks	FT		PERS - Classified	48.6%	45,331	22,031	67,362	30,542
204605	Human Resources Technician 3	Fairbanks	FT		PERS - Classified	48.6%	69,771	33,909	103,680	47,008
204610	Admin Generalist 4	Fairbanks	FT		PERS - Classified	48.6%	51,911	25,229	77,140	34,975
204613	Professor	Fairbanks	FT		United Academics BU	28.3%	104,170	29,480	133,650	60,597
204625	Fiscal Professional 2	Fairbanks	FT		APT - Exempt Employees	38.5%	68,120	26,226	94,346	42,777
204641	Student Svcs Manager 2	Fairbanks	FT		APT - Exempt Employees	38.5%	80,200	30,877	111,077	50,362
204650	Admin Generalist 4	Fairbanks	FT		PERS - Classified	48.6%	46,450	22,575	69,025	31,296
204700	Professor	Fairbanks	FT		United Academics BU	28.3%	100	-	100	-
204705	Academic Administrator	Fairbanks	FT		Non-Represented Faculty	24.6%	124,848	30,713	155,561	70,531
205555	Director (Admin)	Fairbanks	FT		Officer	24.6%	135,775	33,401	169,176	76,704
206600	Associate Professor	Fairbanks	FT		United Academics BU	28.3%	118,400	33,507	151,907	51,656
206638	Student Svcs Professional 3	Fairbanks	FT		APT - Exempt Employees	38.5%	58,110	22,372	80,482	36,491
206656	Student Svcs Professional 3	Fairbanks	FT		APT - Exempt Employees	38.5%	55,331	21,302	76,633	34,746
206695	Communications Manager 3	Fairbanks	FT		APT - Exempt Employees	38.5%	73,900	28,452	102,352	-
206720	Library Professional 4	Fairbanks	FT		APT - Exempt Employees	38.5%	83,990	32,336	116,326	52,742
206723	Broadcast/Media Professional 3	Fairbanks	FT		APT - Exempt Employees	38.5%	66,800	25,718	92,518	-
206780	Assistant Professor	Fairbanks	FT		United Academics BU	28.3%	100	-	100	-
206795	Safety Svcs-Emerg Dispatcher 3	Fairbanks	FT		PERS - Classified	48.6%	61,900	30,083	91,983	41,705
206800	Administrative Management 3	Fairbanks	FT		APT - Exempt Employees	38.5%	121,500	46,778	168,278	-
206820	Broadcast/Media Technician 4	Fairbanks	PT		PERS - Classified	48.6%	44,100	21,433	65,533	-
207187	Associate Professor	Fairbanks	FT		United Academics BU	28.3%	75,671	21,415	97,086	44,019
207256	IS Professional 5A	Fairbanks	FT		APT - Exempt Employees	38.5%	72,400	27,874	100,274	45,464

Component: Fairbanks Campus (741)
RDU: University of Alaska Fairbanks (236)
Notes:
1. If a position is split, an asterisk (*) will appear in the Split/Count column. If the split position is also counted in the component, two asterisks (**) will appear in the column.
2. "Pool" PCN refers to UA temporary positions, such as adjunct faculty; student employees; and other non-permanent staff. Multiple incumbents may share the same labor pool position number

PCN	Job Class Title	Location	Time Status	Split/ Count	Employee Class	Benefit Rate	Annual Budgeted Salary	Annual Benefits	Total Costs	UGF Estimate
207261	Fiscal Technician 3	Fairbanks	FT		PERS - Classified	48.6%	62,920	30,579	93,499	38,153
207291	Crafts & Trades II (CT2)	Fairbanks	FT		AHECTE- Labor Trades & Crafts	47.2%	60,632	28,618	89,250	40,466
207293	Crafts & Trades I (CT1)	Fairbanks	FT		AHECTE- Labor Trades & Crafts	47.2%	54,500	25,724	80,224	36,374
207295	Assistant Professor	Fairbanks	FT		United Academics BU	28.3%	105,000	29,715	134,715	61,080
207300	Associate Professor	Fairbanks	FT		United Academics BU	28.3%	91,900	26,008	117,908	18,731
207305	Associate Professor	Fairbanks	FT		United Academics BU	28.3%	98,863	27,978	126,841	50,321
207310	Professor	Fairbanks	FT		United Academics BU	28.3%	112,653	31,881	144,534	65,532
207321	Associate Professor	Fairbanks	FT		United Academics BU	28.3%	94,387	26,712	121,099	54,906
207341	Associate Professor	Fairbanks	FT		United Academics BU	28.3%	102,482	29,002	131,484	59,615
207345	Director (Academic)	Fairbanks	FT		Officer	24.6%	133,120	32,748	165,868	75,205
207382	Maint Service Worker IV (MSW4)	Fairbanks	FT		AHECTE- Labor Trades & Crafts	47.2%	48,596	22,937	71,533	32,433
207385	Library Technician 4	Fairbanks	PT		PERS - Classified	48.6%	32,427	15,760	48,187	21,848
207395	Student Svcs Manager 3	Fairbanks	FT		APT - Exempt Employees	38.5%	107,700	41,465	149,165	67,631
207406	Library Technician 4	Fairbanks	FT		PERS - Classified	48.6%	64,854	31,519	96,373	43,696
207416	Library Professional 1	Fairbanks	FT		PERS - Classified	48.6%	49,587	24,099	73,686	33,409
207420	IS Professional 2A	Fairbanks	FT		PERS - Classified	48.6%	67,000	32,562	99,562	45,142
207425	Admin Specialist 2	Fairbanks	FT		PERS - Classified	48.6%	62,311	30,283	92,594	41,982
207435	Library Technician 3	Fairbanks	FT		PERS - Classified	48.6%	43,556	21,168	64,724	29,346
207445	Library Technician 4	Fairbanks	FT		PERS - Classified	48.6%	59,925	29,124	89,049	40,375
207450	Communications Specialist 3	Fairbanks	FT		PERS - Classified	48.6%	56,249	27,337	83,586	37,898
207460	Library Professional 4	Fairbanks	FT		APT - Exempt Employees	38.5%	83,179	32,024	115,203	52,233
207475	Safety Svcs-Police 2	Fairbanks	FT		PERS - Classified	48.6%	75,500	36,693	112,193	50,868
207481	Development 4	Fairbanks	FT		APT - Exempt Employees	38.5%	99,503	38,309	137,812	62,484
207485	Library Technician 4	Fairbanks	FT		PERS - Classified	48.6%	53,165	25,838	79,003	35,820
207490	Library Technician 4	Fairbanks	FT		PERS - Classified	48.6%	61,693	29,983	91,676	41,566
207496	Library Technician 3	Fairbanks	PT		PERS - Classified	48.6%	25,280	12,286	37,566	17,033
207510	Library Technician 3	Fairbanks	FT		PERS - Classified	48.6%	53,165	25,838	79,003	35,820
207521	Library Technician 3	Fairbanks	FT		PERS - Classified	48.6%	41,032	19,942	60,974	27,645
207531	Library Technician 3	Fairbanks	FT		PERS - Classified	48.6%	48,610	23,624	72,234	32,751
207535	Library Professional 1	Fairbanks	FT		PERS - Classified	48.6%	59,925	29,124	89,049	40,375
207540	Development 4	Fairbanks	FT		APT - Exempt Employees	38.5%	100	-	100	-
207543	Library Technician 4	Fairbanks	FT		PERS - Classified	48.6%	55,307	26,879	82,186	37,263
207555	Library Technician 3	Fairbanks	PT		PERS - Classified	48.6%	42,740	20,772	63,512	28,796
207560	Library Professional 1	Fairbanks	FT		PERS - Classified	48.6%	52,603	25,565	78,168	35,441
207565	Student Svcs Manager 3	Fairbanks	FT		APT - Exempt Employees	38.5%	107,735	41,478	149,213	67,653

Component: Fairbanks Campus (741)
RDU: University of Alaska Fairbanks (236)
Notes:
1. If a position is split, an asterisk (*) will appear in the Split/Count column. If the split position is also counted in the component, two asterisks (**) will appear in the column.
2. "Pool" PCN refers to UA temporary positions, such as adjunct faculty; student employees; and other non-permanent staff. Multiple incumbents may share the same labor pool position number

PCN	Job Class Title	Location	Time Status	Split/ Count	Employee Class	Benefit Rate	Annual Budgeted Salary	Annual Benefits	Total Costs	UGF Estimate
207575	Library Professional 3	Fairbanks	FT		APT - Exempt Employees	38.5%	73,778	28,405	102,183	46,330
207590	Student Svcs Professional 3	Fairbanks	FT		APT - Exempt Employees	38.5%	55,300	21,291	76,591	34,726
208406	Maint Service Worker IV (MSW4)	Fairbanks	FT		AHECTE- Labor Trades & Crafts	47.2%	48,595	22,937	71,532	32,433
208410	Professor	Fairbanks	FT		United Academics BU	28.3%	108,107	30,594	138,701	47,181
208411	Fiscal Professional 3	Fairbanks	FT		APT - Exempt Employees	38.5%	62,200	23,947	86,147	39,059
208415	IS Professional 3A	Fairbanks	FT		APT - Exempt Employees	38.5%	78,400	30,184	108,584	49,232
208425	Associate Professor	Fairbanks	FT		United Academics BU	28.3%	66,430	18,800	85,230	38,643
208458	Mental Health Provider 3	Fairbanks	FT		APT - Exempt Employees	38.5%	67,077	25,825	92,902	42,122
208485	Administrative Professional 1	Fairbanks	FT		APT - Exempt Employees	38.5%	88,280	33,988	122,268	55,436
208495	Fiscal Professional 3	Fairbanks	FT		APT - Exempt Employees	38.5%	79,900	30,762	110,662	37,615
208505	Admin Specialist 2	Fairbanks	FT		PERS - Classified	48.6%	71,600	34,798	106,398	36,181
208511	Admin Specialist 3	Fairbanks	FT		APT - Exempt Employees	38.5%	63,584	24,480	88,064	39,928
208645	Dean (Academic)	Fairbanks	FT		Officer	24.6%	195,921	48,197	244,118	97,907
208650	Associate Professor	Fairbanks	FT		United Academics BU	28.3%	73,049	20,673	93,722	42,494
208656	Administrative Management 3	Fairbanks	FT		APT - Exempt Employees	38.5%	76,802	29,569	106,371	48,229
208741	Administrative Management 5	Fairbanks	FT		APT - Exempt Employees	38.5%	91,000	35,035	126,035	57,144
208746	Admin Generalist 4	Fairbanks	PT		PERS - Classified	48.6%	31,200	15,163	46,363	21,021
208775	Dean (Academic)	Fairbanks	FT		Officer	24.6%	216,189	53,182	269,371	122,133
208780	Fiscal Technician 3	Fairbanks	FT		PERS - Classified	48.6%	100	-	100	-
208810	Assistant Professor	Fairbanks	FT		United Academics BU	28.3%	116,600	32,998	149,598	35,601
208812	Associate Professor	Fairbanks	FT		United Academics BU	28.3%	139,200	39,394	178,594	42,523
208846	Library Professional 1	Fairbanks	FT		PERS - Classified	48.6%	52,603	25,565	78,168	35,441
208847	Instructional Designer 3	Fairbanks	FT		APT - Exempt Employees	38.5%	83,465	32,134	115,599	52,413
208850	Dean (Academic)	Fairbanks	FT		Officer	24.6%	192,971	47,471	240,442	109,017
208860	Administrative Management 4	Fairbanks	FT		APT - Exempt Employees	38.5%	117,073	45,073	162,146	73,517
208870	Crafts & Trades III (CT3)	Fairbanks	FT		AHECTE- Labor Trades & Crafts	47.2%	71,400	33,701	105,101	47,653
208891	Vice Chancellor (Admin)	Fairbanks	FT		Officer	24.6%	310,600	76,408	387,008	121,179
208900	Student Svcs Manager 3	Fairbanks	FT		APT - Exempt Employees	38.5%	95,967	36,947	132,914	60,263
208911	Admin Generalist 3	Fairbanks	FT		PERS - Classified	48.6%	37,048	18,005	55,053	24,961
208915	Student Svcs Manager 2	Fairbanks	FT		APT - Exempt Employees	38.5%	75,253	28,972	104,225	47,256
208926	Vice Chancellor (Admin)	Fairbanks	FT		Officer	24.6%	189,025	46,500	235,525	106,787
208945	Mental Health Provider 5	Fairbanks	FT		APT - Exempt Employees	38.5%	90,281	34,758	125,039	56,693
208950	Administrative Management 5	Fairbanks	FT		APT - Exempt Employees	38.5%	163,200	62,832	226,032	102,483
208955	Administrative Professional 1	Fairbanks	FT		APT - Exempt Employees	38.5%	58,726	22,610	81,336	36,878
208960	Physical Health Provider 5	Fairbanks	FT		APT - Exempt Employees	38.5%	105,413	40,584	145,997	66,195

Component: Fairbanks Campus (741)
RDU: University of Alaska Fairbanks (236)
Notes:
1. If a position is split, an asterisk (*) will appear in the Split/Count column. If the split position is also counted in the component, two asterisks (**) will appear in the column.
2. "Pool" PCN refers to UA temporary positions, such as adjunct faculty; student employees; and other non-permanent staff. Multiple incumbents may share the same labor pool position number

PCN	Job Class Title	Location	Time Status	Split/ Count	Employee Class	Benefit Rate	Annual Budgeted Salary	Annual Benefits	Total Costs	UGF Estimate
208970	Mental Health Provider 3	Fairbanks	FT		APT - Exempt Employees	38.5%	55,915	21,527	77,442	35,112
208975	Mental Health Provider 3	Fairbanks	FT		APT - Exempt Employees	38.5%	66,570	25,629	92,199	41,803
208981	Crafts & Trades II (CT2)	Fairbanks	FT		AHECTE- Labor Trades & Crafts	47.2%	61,525	29,040	90,565	41,062
209015	Student Svcs Professional 3	Fairbanks	FT		APT - Exempt Employees	38.5%	58,111	22,373	80,484	36,491
209018	Student Svcs Manager 2	Fairbanks	FT		APT - Exempt Employees	38.5%	87,431	33,661	121,092	54,903
209020	Administrative Professional 3	Fairbanks	FT		APT - Exempt Employees	38.5%	67,446	25,967	93,413	42,353
209040	Fiscal Manager 2	Fairbanks	FT		APT - Exempt Employees	38.5%	86,561	33,326	119,887	54,357
209043	Admin Specialist 2	Fairbanks	FT		PERS - Classified	48.6%	55,862	27,149	83,011	37,637
209044	Crafts & Trades I (CT1)	Fairbanks	FT		AHECTE- Labor Trades & Crafts	47.2%	50,800	23,978	74,778	33,904
209053	Student Svcs Professional 2	Fairbanks	FT		PERS - Classified	48.6%	73,810	35,872	109,682	49,730
209056	Student Svcs Professional 2	Fairbanks	FT		PERS - Classified	48.6%	52,085	25,313	77,398	35,092
209061	Physical Health Provider 2	Fairbanks	FT		PERS - Classified	48.6%	38,698	18,807	57,505	26,073
209066	Admin Generalist 4	Fairbanks	FT		PERS - Classified	48.6%	43,158	20,975	64,133	29,078
209070	Student Svcs Professional 2	Fairbanks	FT		PERS - Classified	48.6%	100	-	100	-
209086	Campus Services Generalist 3	Fairbanks	FT		PERS - Classified	48.6%	37,960	18,449	56,409	25,576
209105	Student Svcs Professional 2	Fairbanks	FT		PERS - Classified	48.6%	53,189	25,850	79,039	35,836
209117	Student Svcs Professional 2	Fairbanks	FT		PERS - Classified	48.6%	58,394	28,379	86,773	39,343
209500	Admin Specialist 1	Fairbanks	FT		PERS - Classified	48.6%	64,836	31,510	96,346	43,684
209666	Administrative Management 5	Fairbanks	FT		APT - Exempt Employees	38.5%	163,200	62,832	226,032	102,483
209668	Athletics Administrator 3	Fairbanks	FT		APT - Exempt Employees	38.5%	91,865	35,368	127,233	57,688
209886	Student Svcs Technician 3	Fairbanks	FT		PERS - Classified	48.6%	63,511	30,866	94,377	42,791
209887	Admin Specialist 2	Fairbanks	FT		PERS - Classified	48.6%	69,876	33,960	103,836	47,079
209890	Admin Specialist 2	Fairbanks	FT		PERS - Classified	48.6%	50,600	24,592	75,192	-
209895	Library Professional 2	Fairbanks	FT		APT - Exempt Employees	38.5%	79,914	30,767	110,681	50,183
209896	Stu Svcs Profess 2 (Exempt)	Fairbanks	FT		APT - Exempt Employees	38.5%	52,616	20,257	72,873	33,041
209900	Stu Svcs Profess 2 (Exempt)	Fairbanks	FT		APT - Exempt Employees	38.5%	56,413	21,719	78,132	35,425
209905	Student Svcs Manager 2	Fairbanks	FT		APT - Exempt Employees	38.5%	86,894	33,454	120,348	54,566
209910	Administrative Professional 2	Fairbanks	FT		APT - Exempt Employees	38.5%	66,406	25,566	91,972	41,700
209915	Student Svcs Professional 3	Fairbanks	FT		APT - Exempt Employees	38.5%	62,311	23,990	86,301	39,129
209920	IS Professional 2A	Fairbanks	FT		PERS - Classified	48.6%	61,717	29,994	91,711	41,582
209930	Student Svcs Technician 3	Fairbanks	FT		PERS - Classified	48.6%	46,272	22,488	68,760	31,176
209935	Student Svcs Technician 3	Fairbanks	FT		PERS - Classified	48.6%	55,848	27,142	82,990	37,628
209942	Student Svcs Technician 3	Fairbanks	FT		PERS - Classified	48.6%	49,582	24,097	73,679	33,406
209946	Admin Specialist 1	Fairbanks	FT		PERS - Classified	48.6%	50,049	24,324	74,373	33,721
209955	Student Svcs Technician 3	Fairbanks	FT		PERS - Classified	48.6%	46,272	22,488	68,760	31,176

Component: Fairbanks Campus (741)
RDU: University of Alaska Fairbanks (236)
Notes:
1. If a position is split, an asterisk (*) will appear in the Split/Count column. If the split position is also counted in the component, two asterisks (**) will appear in the column.
2. "Pool" PCN refers to UA temporary positions, such as adjunct faculty; student employees; and other non-permanent staff. Multiple incumbents may share the same labor pool position number

PCN	Job Class Title	Location	Time Status	Split/ Count	Employee Class	Benefit Rate	Annual Budgeted Salary	Annual Benefits	Total Costs	UGF Estimate
209960	IS Professional 2A	Fairbanks	FT		PERS - Classified	48.6%	60,487	29,397	89,884	40,753
209965	Crafts & Trades II (CT2)	Fairbanks	FT		AHECTE- Labor Trades & Crafts	47.2%	60,632	28,618	89,250	40,466
209975	Student Svcs Technician 2	Fairbanks	FT		PERS - Classified	48.6%	40,200	19,537	59,737	27,085
209980	Research Professional 3	Fairbanks	FT		APT - Exempt Employees	38.5%	61,800	23,793	85,593	38,808
209985	Communications Specialist 5	Fairbanks	FT		APT - Exempt Employees	38.5%	79,907	30,764	110,671	50,178
209996	Assistant Professor	Fairbanks	FT		United Academics BU	28.3%	92,377	26,143	118,520	53,737
210136	Environmental Health/Safety 3	Fairbanks	FT		APT - Exempt Employees	38.5%	79,893	30,759	110,652	50,170
210140	Associate Vice Chancellor	Fairbanks	FT		Sr. Administrator	24.6%	144,332	35,506	179,838	81,539
210146	Environmental Health/Safety 2	Fairbanks	FT		APT - Exempt Employees	38.5%	56,992	21,942	78,934	35,789
210155	Crafts & Trades I (CT1)	Fairbanks	FT		AHECTE- Labor Trades & Crafts	47.2%	56,889	26,852	83,741	37,968
210160	Fiscal Manager 4	Fairbanks	FT		APT - Exempt Employees	38.5%	92,790	35,724	128,514	40,788
210170	Dean (Academic)	Fairbanks	FT		Officer	24.6%	204,200	50,233	254,433	115,360
210180	Administrative Professional 2	Fairbanks	FT		APT - Exempt Employees	38.5%	68,828	26,499	95,327	43,221
210185	Environmental Health/Safety 2	Fairbanks	FT		APT - Exempt Employees	38.5%	66,144	25,465	91,609	41,536
210186	IS Manager 3	Fairbanks	FT		APT - Exempt Employees	38.5%	104,600	40,271	144,871	65,685
210188	Administrative Management 4	Fairbanks	FT		APT - Exempt Employees	38.5%	115,524	44,477	160,001	72,545
210190	Administrative Management 4	Fairbanks	FT		APT - Exempt Employees	38.5%	135,400	52,129	187,529	85,026
210200	Maint Service Workr III (MSW3)	Fairbanks	PT		AHECTE- Labor Trades & Crafts	47.2%	16,942	7,997	24,939	-
210210	Fiscal Professional 3	Fairbanks	FT		APT - Exempt Employees	38.5%	64,200	24,717	88,917	40,315
210215	Fiscal Professional 2	Fairbanks	FT		APT - Exempt Employees	38.5%	100	-	100	-
210216	Admin Specialist 4	Fairbanks	FT		APT - Exempt Employees	38.5%	59,863	23,047	82,910	-
210217	Admin Specialist 1	Fairbanks	FT		PERS - Classified	48.6%	45,365	22,047	67,412	30,565
210218	Administrative Management 5	Fairbanks	FT		APT - Exempt Employees	38.5%	155,800	59,983	215,783	24,490
210240	Student Svcs Manager 3	Fairbanks	FT		APT - Exempt Employees	38.5%	96,554	37,173	133,727	60,632
210251	Administrative Professional 1	Fairbanks	FT		APT - Exempt Employees	38.5%	61,800	23,793	85,593	38,808
210257	IS Consultant 4A	Fairbanks	FT	**	APT - Exempt Employees	38.5%	64,678	24,901	89,579	40,615
210260	Fiscal Technician 3	Fairbanks	FT		PERS - Classified	48.6%	46,280	22,492	68,772	31,181
210266	Fiscal Professional 3	Fairbanks	FT		APT - Exempt Employees	38.5%	64,200	24,717	88,917	40,315
210267	IS Professional 2A	Fairbanks	FT		PERS - Classified	48.6%	68,125	33,109	101,234	45,899
210268	Associate Professor	Fairbanks	FT		United Academics BU	28.3%	98,400	27,847	126,247	16,172
210272	IS Professional 5A	Fairbanks	FT		APT - Exempt Employees	38.5%	95,600	36,806	132,406	60,033
210279	Fiscal Manager 2	Fairbanks	FT		APT - Exempt Employees	38.5%	101,463	39,063	140,526	63,715
210282	Senior Administrator Director	Fairbanks	FT		Officer	24.6%	132,280	32,541	164,821	74,730
210302	Safety Svcs-Fire 2	Fairbanks	FT		PERS - Classified - Firefighters	48.6%	88,594	43,057	131,651	53,717
210314	Student Svcs Professional 3	Fairbanks	FT		APT - Exempt Employees	38.5%	45,755	17,616	63,371	28,732

Component: Fairbanks Campus (741)
RDU: University of Alaska Fairbanks (236)
Notes:
1. If a position is split, an asterisk (*) will appear in the Split/Count column. If the split position is also counted in the component, two asterisks (**) will appear in the column.
2. "Pool" PCN refers to UA temporary positions, such as adjunct faculty; student employees; and other non-permanent staff. Multiple incumbents may share the same labor pool position number

PCN	Job Class Title	Location	Time Status	Split/ Count	Employee Class	Benefit Rate	Annual Budgeted Salary	Annual Benefits	Total Costs	UGF Estimate
210318	Fiscal Manager 2	Fairbanks	FT		APT - Exempt Employees	38.5%	71,615	27,572	99,187	33,728
210320	Fiscal Technician 4	Fairbanks	FT		PERS - Classified	48.6%	24,800	12,053	36,853	16,709
210325	Fiscal Technician 3	Fairbanks	FT		PERS - Classified	48.6%	45,365	22,047	67,412	30,565
210329	Fiscal Professional 3	Fairbanks	FT		APT - Exempt Employees	38.5%	68,200	26,257	94,457	42,827
210334	Administrative Professional 1	Fairbanks	FT		APT - Exempt Employees	38.5%	100	-	100	-
210335	Fiscal Professional 2	Fairbanks	FT		APT - Exempt Employees	38.5%	60,487	23,287	83,774	37,983
210351	Fiscal Technician 4	Fairbanks	FT		PERS - Classified	48.6%	50,586	24,585	75,171	34,083
210366	Fiscal Technician 3	Fairbanks	FT		PERS - Classified	48.6%	46,700	22,696	69,396	31,464
210375	Fac Engineering 5	Fairbanks	FT		APT - Exempt Employees	38.5%	92,800	35,728	128,528	58,275
210376	Crafts & Trades I (CT1)	Fairbanks	FT		AHECTE- Labor Trades & Crafts	47.2%	52,874	24,957	77,831	35,288
210380	Fac Engineering 5	Fairbanks	FT		APT - Exempt Employees	38.5%	92,800	35,728	128,528	58,275
210385	Fac Engineering 4	Fairbanks	FT		APT - Exempt Employees	38.5%	100	-	100	-
210386	Crafts & Trades I (CT1)	Fairbanks	FT		AHECTE- Labor Trades & Crafts	47.2%	48,839	23,052	71,891	32,595
210387	Fac Svcs-MO&U Supervisor 5	Fairbanks	FT		APT - Exempt Employees	38.5%	73,050	28,124	101,174	45,873
210435	Fiscal Manager 2	Fairbanks	FT		APT - Exempt Employees	38.5%	75,255	28,973	104,228	47,257
210441	Fiscal Manager 2	Fairbanks	FT		APT - Exempt Employees	38.5%	81,516	31,384	112,900	51,189
210448	Risk Management 4	Fairbanks	FT		APT - Exempt Employees	38.5%	75,255	28,973	104,228	47,257
210466	Fiscal Technician 3	Fairbanks	FT		PERS - Classified	48.6%	45,400	22,064	67,464	30,588
210475	Fac Engineering 6	Fairbanks	FT		APT - Exempt Employees	38.5%	113,300	43,621	156,921	71,148
210486	Admin Specialist 3	Fairbanks	FT		APT - Exempt Employees	38.5%	55,328	21,301	76,629	34,744
210491	Professor	Fairbanks	FT		United Academics BU	28.3%	117,200	33,168	150,368	68,177
210500	Environmental Health/Safety 3	Fairbanks	FT		APT - Exempt Employees	38.5%	64,189	24,713	88,902	40,308
211320	Chancellor	Fairbanks	FT		Officer	24.6%	318,300	78,302	396,602	179,820
211322	Communications Specialist 3	Fairbanks	PT		PERS - Classified	48.6%	41,896	20,361	62,257	28,228
211331	Provost	Fairbanks	FT		Officer	24.6%	235,255	57,873	293,128	132,904
211346	Admin Specialist 3	Fairbanks	FT		APT - Exempt Employees	38.5%	55,331	21,302	76,633	34,746
211361	Administrative Management 1	Fairbanks	FT		APT - Exempt Employees	38.5%	91,874	35,371	127,245	57,693
211371	Research Professional 1	Fairbanks	FT	**	PERS - Classified	48.6%	23,844	11,588	35,432	16,065
211375	Student Svcs Professional 3	Fairbanks	FT		APT - Exempt Employees	38.5%	58,726	22,610	81,336	36,878
211379	Fiscal Manager 4	Fairbanks	FT		APT - Exempt Employees	38.5%	113,236	43,596	156,832	71,108
211381	Admin Specialist 4	Fairbanks	FT		APT - Exempt Employees	38.5%	71,000	27,335	98,335	44,585
211395	Admin Specialist 4	Fairbanks	FT		APT - Exempt Employees	38.5%	94,623	36,430	131,053	59,420
211402	Admin Specialist 3	Fairbanks	FT		APT - Exempt Employees	38.5%	66,175	25,477	91,652	41,555
211405	Fac Engineering 5	Fairbanks	FT		APT - Exempt Employees	38.5%	91,874	35,371	127,245	57,693
211540	Fiscal Technician 3	Fairbanks	FT		PERS - Classified	48.6%	46,280	22,492	68,772	24,945

Component: Fairbanks Campus (741)
RDU: University of Alaska Fairbanks (236)
Notes:
1. If a position is split, an asterisk (*) will appear in the Split/Count column. If the split position is also counted in the component, two asterisks (**) will appear in the column.
2. "Pool" PCN refers to UA temporary positions, such as adjunct faculty; student employees; and other non-permanent staff. Multiple incumbents may share the same labor pool position number

PCN	Job Class Title	Location	Time Status	Split/ Count	Employee Class	Benefit Rate	Annual Budgeted Salary	Annual Benefits	Total Costs	UGF Estimate
211554	Communications Specialist 3	Fairbanks	FT		PERS - Classified	48.6%	53,189	25,850	79,039	35,836
211566	Crafts & Trades I (CT1)	Fairbanks	FT		AHECTE- Labor Trades & Crafts	47.2%	50,794	23,975	74,769	33,900
211570	Admin Generalist 4	Fairbanks	PT		PERS - Classified	48.6%	26,828	13,038	39,866	18,075
211576	Communications Manager 3	Fairbanks	FT		APT - Exempt Employees	38.5%	103,513	39,853	143,366	65,002
211705	Safety Svcs-Fire 4	Fairbanks	FT		APT - Exempt Employees	38.5%	135,975	52,350	188,325	17,081
211711	Safety Svcs-Fire 2	Fairbanks	FT		PERS - Classified - Firefighters	48.6%	130,310	63,331	193,641	8,780
211716	Safety Svcs-Fire 2	Fairbanks	FT		PERS - Classified - Firefighters	48.6%	141,113	68,581	209,694	9,507
211721	Research Professional 4	Fairbanks	FT		APT - Exempt Employees	38.5%	69,504	26,759	96,263	21,823
211726	Safety Svcs-Fire 1	Fairbanks	FT		PERS - Classified - Firefighters	48.6%	105,707	51,374	157,081	7,122
211731	Safety Svcs-Fire 1	Fairbanks	FT		PERS - Classified - Firefighters	48.6%	102,611	49,869	152,480	6,913
211736	Safety Svcs-Fire 1	Fairbanks	FT		PERS - Classified - Firefighters	48.6%	105,707	51,374	157,081	7,122
211741	Safety Svcs-Fire 2	Fairbanks	FT		PERS - Classified - Firefighters	48.6%	131,597	63,956	195,553	8,867
211746	Safety Svcs-Fire 1	Fairbanks	FT		PERS - Classified - Firefighters	48.6%	102,611	49,869	152,480	6,913
211750	Safety Svcs-Police 2	Fairbanks	FT		PERS - Classified	48.6%	75,500	36,693	112,193	50,868
211755	Safety Svcs-Emerg Dispatcher 3	Fairbanks	FT		PERS - Classified	48.6%	61,900	30,083	91,983	41,705
211901	Safety Svcs-Police 4	Fairbanks	FT		APT - Exempt Employees	38.5%	91,300	35,151	126,451	57,333
211908	Safety Svcs-Police 1	Fairbanks	FT		PERS - Classified	48.6%	71,800	34,895	106,695	48,376
211910	IS Consultant 4A	Fairbanks	PT		APT - Exempt Employees	38.5%	48,500	18,673	67,173	30,456
211915	Safety Svcs-Fire 1	Fairbanks	FT		PERS - Classified - Firefighters	48.6%	103,607	50,353	153,960	6,981
211918	Administrative Professional 2	Fairbanks	FT		APT - Exempt Employees	38.5%	77,900	29,992	107,892	48,918
211921	Safety Svcs-Police 2	Fairbanks	FT		PERS - Classified	48.6%	75,500	36,693	112,193	50,868
211926	Student Svcs Professional 3	Fairbanks	FT		APT - Exempt Employees	38.5%	55,331	21,302	76,633	34,746
212120	Campus Services Generalist 3	Fairbanks	FT		PERS - Classified	48.6%	36,400	17,690	54,090	24,525
212122	Assistant Professor	Fairbanks	FT		United Academics BU	28.3%	90,210	25,529	115,739	52,476
212471	Crafts & Trades III (CT3)	Fairbanks	FT		AHECTE- Labor Trades & Crafts	47.2%	76,528	36,121	112,649	51,075
212643	Crafts & Trades II (CT2)	Fairbanks	FT		AHECTE- Labor Trades & Crafts	47.2%	59,426	28,049	87,475	39,661
213515	Crafts & Trades I (CT1)	Fairbanks	FT		AHECTE- Labor Trades & Crafts	47.2%	55,000	25,960	80,960	36,707
213550	IS Professional 3A	Fairbanks	FT		APT - Exempt Employees	38.5%	68,828	26,499	95,327	43,221
213562	Fac Svcs-MO&U Supervisor 2	Fairbanks	FT		PERS - Classified	48.6%	60,487	29,397	89,884	40,753
213573	Human Resources Technician 3	Fairbanks	FT		PERS - Classified	48.6%	49,115	23,870	72,985	33,091
213576	Fac Svcs-MO&U Supervisor 6	Fairbanks	FT		APT - Exempt Employees	38.5%	108,847	41,906	150,753	68,352
213580	Crafts & Trades I (CT1)	Fairbanks	FT		AHECTE- Labor Trades & Crafts	47.2%	49,816	23,513	73,329	33,248
213586	IS Professional 5A	Fairbanks	FT		APT - Exempt Employees	38.5%	61,866	23,818	85,684	38,849
213596	Administrative Management 1	Fairbanks	FT		APT - Exempt Employees	38.5%	74,548	28,701	103,249	46,813
213606	Crafts & Trades III (CT3)	Fairbanks	FT		AHECTE- Labor Trades & Crafts	47.2%	72,447	34,195	106,642	48,352

Component: Fairbanks Campus (741)
RDU: University of Alaska Fairbanks (236)
Notes:
1. If a position is split, an asterisk (*) will appear in the Split/Count column. If the split position is also counted in the component, two asterisks (**) will appear in the column.
2. "Pool" PCN refers to UA temporary positions, such as adjunct faculty; student employees; and other non-permanent staff. Multiple incumbents may share the same labor pool position number

PCN	Job Class Title	Location	Time Status	Split/ Count	Employee Class	Benefit Rate	Annual Budgeted Salary	Annual Benefits	Total Costs	UGF Estimate
213610	Crafts & Trades I (CT1)	Fairbanks	FT		AHECTE- Labor Trades & Crafts	47.2%	62,760	29,623	92,383	41,886
213620	Fac Svcs-MO&U Supervisor 5	Fairbanks	FT		APT - Exempt Employees	38.5%	87,423	33,658	121,081	54,898
213625	Crafts & Trades II (CT2)	Fairbanks	FT		AHECTE- Labor Trades & Crafts	47.2%	59,426	28,049	87,475	39,661
213631	Crafts & Trades II (CT2)	Fairbanks	FT		AHECTE- Labor Trades & Crafts	47.2%	56,036	26,449	82,485	37,399
213640	Crafts & Trades I (CT1)	Fairbanks	FT		AHECTE- Labor Trades & Crafts	47.2%	50,794	23,975	74,769	33,900
213645	Fiscal Technician 2	Fairbanks	FT		PERS - Classified	48.6%	41,490	20,164	61,654	27,954
213650	Crafts & Trades I (CT1)	Fairbanks	FT		AHECTE- Labor Trades & Crafts	47.2%	49,816	23,513	73,329	33,248
213655	Crafts & Trades II (CT2)	Fairbanks	FT		AHECTE- Labor Trades & Crafts	47.2%	66,124	31,211	97,335	44,132
213661	Crafts & Trades II (CT2)	Fairbanks	FT		AHECTE- Labor Trades & Crafts	47.2%	55,000	25,960	80,960	36,707
213670	Crafts & Trades III (CT3)	Fairbanks	FT		AHECTE- Labor Trades & Crafts	47.2%	77,980	36,807	114,787	52,044
213675	Crafts & Trades I (CT1)	Fairbanks	FT		AHECTE- Labor Trades & Crafts	47.2%	50,794	23,975	74,769	33,900
213680	Crafts & Trades III (CT3)	Fairbanks	FT		AHECTE- Labor Trades & Crafts	47.2%	71,074	33,547	104,621	47,435
213685	Crafts & Trades I (CT1)	Fairbanks	FT		AHECTE- Labor Trades & Crafts	47.2%	53,956	25,467	79,423	36,011
213696	Crafts & Trades II (CT2)	Fairbanks	FT		AHECTE- Labor Trades & Crafts	47.2%	57,159	26,979	84,138	38,148
213700	Crafts & Trades III (CT3)	Fairbanks	FT		AHECTE- Labor Trades & Crafts	47.2%	77,980	36,807	114,787	52,044
213711	Crafts & Trades III (CT3)	Fairbanks	FT		AHECTE- Labor Trades & Crafts	47.2%	66,700	31,482	98,182	44,516
213715	Crafts & Trades III (CT3)	Fairbanks	FT		AHECTE- Labor Trades & Crafts	47.2%	71,074	33,547	104,621	47,435
213720	Crafts & Trades I (CT1)	Fairbanks	FT		AHECTE- Labor Trades & Crafts	47.2%	50,794	23,975	74,769	33,900
213725	Crafts & Trades II (CT2)	Fairbanks	FT		AHECTE- Labor Trades & Crafts	47.2%	56,037	26,449	82,486	37,399
213740	Crafts & Trades III (CT3)	Fairbanks	FT		AHECTE- Labor Trades & Crafts	47.2%	77,980	36,807	114,787	52,044
213751	Fiscal Manager 4	Fairbanks	FT		APT - Exempt Employees	38.5%	107,757	41,486	149,243	67,667
213755	Executive Director	Fairbanks	FT		Sr. Administrator	24.6%	153,600	37,786	191,386	86,774
213770	Crafts & Trades I (CT1)	Fairbanks	FT		AHECTE- Labor Trades & Crafts	47.2%	56,098	26,478	82,576	37,440
213780	Crafts & Trades I (CT1)	Fairbanks	FT		AHECTE- Labor Trades & Crafts	47.2%	49,816	23,513	73,329	33,248
213791	Crafts & Trades I (CT1)	Fairbanks	FT		AHECTE- Labor Trades & Crafts	47.2%	54,700	25,818	80,518	36,507
213796	Crafts & Trades II (CT2)	Fairbanks	FT		AHECTE- Labor Trades & Crafts	47.2%	61,900	29,217	91,117	41,312
213805	Crafts & Trades I (CT1)	Fairbanks	FT		AHECTE- Labor Trades & Crafts	47.2%	28,600	13,499	42,099	-
213815	Crafts & Trades III (CT3)	Fairbanks	FT		AHECTE- Labor Trades & Crafts	47.2%	68,328	32,251	100,579	45,603
213820	Crafts & Trades I (CT1)	Fairbanks	FT		AHECTE- Labor Trades & Crafts	47.2%	48,839	23,052	71,891	32,595
213825	Maint Service Worker IV (MSW4)	Fairbanks	FT		AHECTE- Labor Trades & Crafts	47.2%	45,157	21,314	66,471	30,138
213840	Crafts & Trades III (CT3)	Fairbanks	FT		AHECTE- Labor Trades & Crafts	47.2%	79,603	37,573	117,176	53,128
213845	Stu Svcs Profess 2 (Exempt)	Fairbanks	FT		APT - Exempt Employees	38.5%	52,616	20,257	72,873	33,041
213850	Admin Specialist 3	Fairbanks	FT		APT - Exempt Employees	38.5%	64,836	24,962	89,798	40,714
213856	Crafts & Trades I (CT1)	Fairbanks	FT		AHECTE- Labor Trades & Crafts	47.2%	54,996	25,958	80,954	36,705
213860	Crafts & Trades I (CT1)	Fairbanks	FT		AHECTE- Labor Trades & Crafts	47.2%	57,221	27,008	84,229	38,190

Component: Fairbanks Campus (741)
RDU: University of Alaska Fairbanks (236)
Notes:
1. If a position is split, an asterisk (*) will appear in the Split/Count column. If the split position is also counted in the component, two asterisks (**) will appear in the column.
2. "Pool" PCN refers to UA temporary positions, such as adjunct faculty; student employees; and other non-permanent staff. Multiple incumbents may share the same labor pool position number

PCN	Job Class Title	Location	Time Status	Split/ Count	Employee Class	Benefit Rate	Annual Budgeted Salary	Annual Benefits	Total Costs	UGF Estimate
213865	Fac Svcs-MO&U Supervisor 5	Fairbanks	FT		APT - Exempt Employees	38.5%	79,165	30,479	109,644	49,713
213870	Crafts & Trades II (CT2)	Fairbanks	FT		AHECTE- Labor Trades & Crafts	47.2%	64,018	30,216	94,234	42,726
213875	Crafts & Trades III (CT3)	Fairbanks	FT		AHECTE- Labor Trades & Crafts	47.2%	69,282	32,701	101,983	46,239
213890	Crafts & Trades III (CT3)	Fairbanks	FT		AHECTE- Labor Trades & Crafts	47.2%	69,680	32,889	102,569	46,505
213895	Library Professional 1	Fairbanks	PT		PERS - Classified	48.6%	25,299	12,295	37,594	4,266
213905	Crafts & Trades II (CT2)	Fairbanks	FT		AHECTE- Labor Trades & Crafts	47.2%	64,356	30,376	94,732	42,952
213910	Crafts & Trades II (CT2)	Fairbanks	FT		AHECTE- Labor Trades & Crafts	47.2%	69,285	32,703	101,988	46,241
213917	Crafts & Trades II (CT2)	Fairbanks	FT		AHECTE- Labor Trades & Crafts	47.2%	66,124	31,211	97,335	44,132
213935	Crafts & Trades I (CT1)	Fairbanks	FT		AHECTE- Labor Trades & Crafts	47.2%	51,855	24,476	76,331	34,608
213960	Student Svcs Professional 3	Fairbanks	FT		APT - Exempt Employees	38.5%	55,331	21,302	76,633	34,746
213965	Fiscal Technician 2	Fairbanks	FT		PERS - Classified	48.6%	44,866	21,805	66,671	30,229
213981	Crafts & Trades I (CT1)	Fairbanks	FT		AHECTE- Labor Trades & Crafts	47.2%	48,839	23,052	71,891	32,595
213991	Crafts & Trades III (CT3)	Fairbanks	FT		AHECTE- Labor Trades & Crafts	47.2%	71,074	33,547	104,621	47,435
213996	Crafts & Trades I (CT1)	Fairbanks	FT		AHECTE- Labor Trades & Crafts	47.2%	49,338	23,288	72,626	32,929
214001	Communications Manager 3	Fairbanks	FT		APT - Exempt Employees	38.5%	85,670	32,983	118,653	53,797
214005	Crafts & Trades III (CT3)	Fairbanks	FT		AHECTE- Labor Trades & Crafts	47.2%	71,074	33,547	104,621	47,435
214010	Crafts & Trades III (CT3)	Fairbanks	FT		AHECTE- Labor Trades & Crafts	47.2%	76,440	36,080	112,520	51,017
214015	Maint Service Worker IV (MSW4)	Fairbanks	FT		AHECTE- Labor Trades & Crafts	47.2%	43,389	20,480	63,869	28,958
214030	Maint Service Workr III (MSW3)	Fairbanks	FT		AHECTE- Labor Trades & Crafts	47.2%	38,543	18,192	56,735	25,724
214037	Student Svcs Manager 3	Fairbanks	FT		APT - Exempt Employees	38.5%	90,028	34,661	124,689	-
214040	Student Svcs Manager 2	Fairbanks	FT		APT - Exempt Employees	38.5%	65,494	25,215	90,709	41,128
214046	Crafts & Trades II (CT2)	Fairbanks	FT		AHECTE- Labor Trades & Crafts	47.2%	61,860	29,198	91,058	41,286
214055	Crafts & Trades II (CT2)	Fairbanks	FT		AHECTE- Labor Trades & Crafts	47.2%	69,285	32,703	101,988	46,241
214071	IS Ops Technician 4	Fairbanks	FT		PERS - Classified	48.6%	72,347	35,161	107,508	48,744
214076	Maint Service Workr III (MSW3)	Fairbanks	FT		AHECTE- Labor Trades & Crafts	47.2%	41,725	19,694	61,419	-
214096	Crafts & Trades III (CT3)	Fairbanks	FT		AHECTE- Labor Trades & Crafts	47.2%	63,087	29,777	92,864	42,105
214100	Crafts & Trades II (CT2)	Fairbanks	FT		AHECTE- Labor Trades & Crafts	47.2%	61,860	29,198	91,058	41,286
214106	Fac Svcs-MO&U Supervisor 6	Fairbanks	FT		APT - Exempt Employees	38.5%	111,053	42,755	153,808	59,276
214111	Crafts & Trades III (CT3)	Fairbanks	FT		AHECTE- Labor Trades & Crafts	47.2%	77,980	36,807	114,787	52,044
214126	Crafts & Trades II (CT2)	Fairbanks	FT		AHECTE- Labor Trades & Crafts	47.2%	69,285	32,703	101,988	46,241
214135	Crafts & Trades II (CT2)	Fairbanks	FT		AHECTE- Labor Trades & Crafts	47.2%	55,000	25,960	80,960	36,707
214146	Assistant Professor	Fairbanks	FT		United Academics BU	28.3%	106,860	30,241	137,101	54,041
214150	Crafts & Trades II (CT2)	Fairbanks	FT		AHECTE- Labor Trades & Crafts	47.2%	64,356	30,376	94,732	42,952
214181	IS Net Technician 7	Fairbanks	FT		PERS - Classified	48.6%	54,300	26,390	80,690	36,585
214185	Crafts & Trades III (CT3)	Fairbanks	FT		AHECTE- Labor Trades & Crafts	47.2%	61,900	29,217	91,117	41,312

Component: Fairbanks Campus (741)
RDU: University of Alaska Fairbanks (236)
Notes:
1. If a position is split, an asterisk (*) will appear in the Split/Count column. If the split position is also counted in the component, two asterisks (**) will appear in the column.
2. "Pool" PCN refers to UA temporary positions, such as adjunct faculty; student employees; and other non-permanent staff. Multiple incumbents may share the same labor pool position number

PCN	Job Class Title	Location	Time Status	Split/ Count	Employee Class	Benefit Rate	Annual Budgeted Salary	Annual Benefits	Total Costs	UGF Estimate
214226	Crafts & Trades I (CT1)	Fairbanks	FT		AHECTE- Labor Trades & Crafts	47.2%	66,124	31,211	97,335	44,132
214241	Fiscal Professional 1	Fairbanks	FT		PERS - Classified	48.6%	50,587	24,585	75,172	27,266
214265	Development 5	Fairbanks	FT		APT - Exempt Employees	38.5%	101,455	39,060	140,515	63,710
214291	Maint Service Worker IV (MSW4)	Fairbanks	FT		AHECTE- Labor Trades & Crafts	47.2%	43,389	20,480	63,869	28,958
214295	Admin Specialist 2	Fairbanks	FT		PERS - Classified	48.6%	86,570	42,073	128,643	58,327
214311	Crafts & Trades I (CT1)	Fairbanks	FT		AHECTE- Labor Trades & Crafts	47.2%	53,956	25,467	79,423	36,011
214316	Research Professional 2	Fairbanks	FT		APT - Exempt Employees	38.5%	67,446	25,967	93,413	42,353
214330	Crafts & Trades I (CT1)	Fairbanks	FT		AHECTE- Labor Trades & Crafts	47.2%	61,548	29,051	90,599	41,078
214335	Fiscal Professional 2	Fairbanks	FT		APT - Exempt Employees	38.5%	78,333	30,158	108,491	49,190
214340	Admin Specialist 3	Fairbanks	FT		APT - Exempt Employees	38.5%	55,328	21,301	76,629	34,744
214346	Fac Svcs-MO&U Supervisor 2	Fairbanks	FT		PERS - Classified	48.6%	47,154	22,917	70,071	31,770
214420	Development 4	Fairbanks	FT		APT - Exempt Employees	38.5%	91,880	35,374	127,254	57,697
214435	Fiscal Professional 2	Fairbanks	FT		APT - Exempt Employees	38.5%	73,820	28,421	102,241	46,356
214445	Admin Specialist 2	Fairbanks	FT		PERS - Classified	48.6%	53,186	25,848	79,034	35,834
214450	Fiscal Professional 3	Fairbanks	FT		APT - Exempt Employees	38.5%	85,676	32,985	118,661	53,801
214455	Safety Svcs-Police 2	Fairbanks	FT		PERS - Classified	48.6%	75,500	36,693	112,193	50,868
214460	Safety Svcs-Police 3	Fairbanks	FT		PERS - Classified	48.6%	72,600	35,284	107,884	48,915
215185	Fiscal Technician 2	Fairbanks	FT		PERS - Classified	48.6%	41,871	20,349	62,220	28,211
215191	Professor	Fairbanks	PT		United Academics BU	28.3%	79,000	22,357	101,357	36,473
215196	Fac Engineering 6	Fairbanks	FT		APT - Exempt Employees	38.5%	111,052	42,755	153,807	69,736
215206	Crafts & Trades I (CT1)	Fairbanks	FT		AHECTE- Labor Trades & Crafts	47.2%	53,956	25,467	79,423	36,011
215216	Crafts & Trades III (CT3)	Fairbanks	FT		AHECTE- Labor Trades & Crafts	47.2%	61,900	29,217	91,117	41,312
215217	Fiscal Professional 1	Fairbanks	FT		PERS - Classified	48.6%	51,703	25,128	76,831	17,385
215221	Crafts & Trades II (CT2)	Fairbanks	FT		AHECTE- Labor Trades & Crafts	47.2%	77,599	36,627	114,226	51,790
215225	Fac Svcs-MO&U Supervsr 5 (NE)	Fairbanks	FT		PERS - Classified	48.6%	87,423	42,488	129,911	58,902
215232	Crafts & Trades III (CT3)	Fairbanks	FT		AHECTE- Labor Trades & Crafts	47.2%	78,042	36,836	114,878	52,086
215236	Crafts & Trades I (CT1)	Fairbanks	FT		AHECTE- Labor Trades & Crafts	47.2%	100	-	100	-
215245	Crafts & Trades II (CT2)	Fairbanks	FT		AHECTE- Labor Trades & Crafts	47.2%	64,356	30,376	94,732	42,952
215250	Crafts & Trades II (CT2)	Fairbanks	FT		AHECTE- Labor Trades & Crafts	47.2%	76,085	35,912	111,997	50,780
215255	Crafts & Trades I (CT1)	Fairbanks	FT		AHECTE- Labor Trades & Crafts	47.2%	54,700	25,818	80,518	36,507
215260	Crafts & Trades II (CT2)	Fairbanks	FT		AHECTE- Labor Trades & Crafts	47.2%	77,599	36,627	114,226	51,790
215265	Crafts & Trades II (CT2)	Fairbanks	FT		AHECTE- Labor Trades & Crafts	47.2%	83,354	39,343	122,697	55,631
215270	Crafts & Trades II (CT2)	Fairbanks	FT		AHECTE- Labor Trades & Crafts	47.2%	69,283	32,702	101,985	46,240
215275	Crafts & Trades II (CT2)	Fairbanks	FT		AHECTE- Labor Trades & Crafts	47.2%	65,276	30,810	96,086	43,566
215285	Crafts & Trades I (CT1)	Fairbanks	FT		AHECTE- Labor Trades & Crafts	47.2%	49,816	23,513	73,329	33,248

Component: Fairbanks Campus (741)
RDU: University of Alaska Fairbanks (236)
Notes:
1. If a position is split, an asterisk (*) will appear in the Split/Count column. If the split position is also counted in the component, two asterisks (**) will appear in the column.
2. "Pool" PCN refers to UA temporary positions, such as adjunct faculty; student employees; and other non-permanent staff. Multiple incumbents may share the same labor pool position number

PCN	Job Class Title	Location	Time Status	Split/ Count	Employee Class	Benefit Rate	Annual Budgeted Salary	Annual Benefits	Total Costs	UGF Estimate
215291	Crafts & Trades II (CT2)	Fairbanks	FT		AHECTE- Labor Trades & Crafts	47.2%	70,657	33,350	104,007	47,157
215300	Crafts & Trades II (CT2)	Fairbanks	FT		AHECTE- Labor Trades & Crafts	47.2%	77,599	36,627	114,226	51,790
215315	Maint Service Worker IV (MSW4)	Fairbanks	FT		AHECTE- Labor Trades & Crafts	47.2%	44,263	20,892	65,155	29,541
215326	Crafts & Trades III (CT3)	Fairbanks	FT		AHECTE- Labor Trades & Crafts	47.2%	73,523	34,703	108,226	49,070
215330	Maint Service Worker IV (MSW4)	Fairbanks	FT		AHECTE- Labor Trades & Crafts	47.2%	43,389	20,480	63,869	28,958
215340	IS Net Technician 7	Fairbanks	FT		PERS - Classified	48.6%	61,800	30,035	91,835	41,638
215686	Admin Specialist 2	Fairbanks	FT		PERS - Classified	48.6%	57,580	27,984	85,564	38,795
215691	Stu Svcs Profess 2 (Exempt)	Fairbanks	FT		APT - Exempt Employees	38.5%	64,178	24,709	88,887	40,301
215701	IS Professional 3A	Fairbanks	FT		APT - Exempt Employees	38.5%	69,089	26,599	95,688	43,385
215711	Research Technician 4	Fairbanks	FT		PERS - Classified	48.6%	48,866	23,749	72,615	32,924
215841	Fac Engineering 4	Fairbanks	FT		APT - Exempt Employees	38.5%	80,800	31,108	111,908	50,739
215846	Student Svcs Manager 2	Fairbanks	FT		APT - Exempt Employees	38.5%	65,500	25,218	90,718	41,131
215855	Crafts & Trades II (CT2)	Fairbanks	FT		AHECTE- Labor Trades & Crafts	47.2%	62,760	29,623	92,383	41,886
215860	Fac Engineering 6	Fairbanks	FT		APT - Exempt Employees	38.5%	116,700	44,930	161,630	73,283
215867	Student Svcs Technician 3	Fairbanks	FT		PERS - Classified	48.6%	49,115	23,870	72,985	33,091
215870	IS Net Technician 6	Fairbanks	FT		PERS - Classified	48.6%	55,400	26,924	82,324	37,326
215875	Admin Specialist 3	Fairbanks	FT		APT - Exempt Employees	38.5%	41,896	16,130	58,026	26,309
215901	Training & Development 4	Fairbanks	FT		APT - Exempt Employees	38.5%	60,400	23,254	83,654	28,509
215905	Administrative Management 2	Fairbanks	FT		APT - Exempt Employees	38.5%	65,500	25,218	90,718	41,131
215916	Admin Specialist 1	Fairbanks	FT		PERS - Classified	48.6%	57,600	27,994	85,594	-
215930	Associate Professor	Fairbanks	FT		United Academics BU	28.3%	78,081	22,097	100,178	45,421
216070	Student Svcs Professional 4	Fairbanks	FT		APT - Exempt Employees	38.5%	70,904	27,298	98,202	22,262
216075	Stu Svcs Profess 2 (Exempt)	Fairbanks	FT		APT - Exempt Employees	38.5%	64,178	24,709	88,887	40,301
216266	Environmental Health/Safety 4	Fairbanks	FT		APT - Exempt Employees	38.5%	105,602	40,657	146,259	66,314
216270	Associate Professor	Fairbanks	FT		United Academics BU	28.3%	72,000	20,376	92,376	41,883
217000	Student Svcs Professional 2	Fairbanks	FT		PERS - Classified	48.6%	45,886	22,301	68,187	27,824
217005	Student Svcs Professional 2	Fairbanks	FT		PERS - Classified	48.6%	44,521	21,637	66,158	26,997
217010	Student Svcs Professional 3	Fairbanks	FT		APT - Exempt Employees	38.5%	55,331	21,302	76,633	34,746
217015	Stu Svcs Profess 2 (Exempt)	Fairbanks	FT		APT - Exempt Employees	38.5%	53,593	20,633	74,226	33,654
217020	Student Svcs Professional 4	Fairbanks	FT		APT - Exempt Employees	38.5%	66,809	25,721	92,530	41,953
217025	Broadcast/Media Professional 3	Fairbanks	FT		APT - Exempt Employees	38.5%	64,425	24,804	89,229	40,456
217030	Instructional Designer 3	Fairbanks	FT		APT - Exempt Employees	38.5%	63,829	24,574	88,403	40,082
217045	Associate Professor	Fairbanks	FT		United Academics BU	28.3%	127,600	36,111	163,711	55,786
217050	Research Assoc Professor	Fairbanks	FT		United Academics BU	28.3%	99,200	28,074	127,274	42,000
217055	Assistant Professor	Fairbanks	FT		United Academics BU	28.3%	92,011	26,039	118,050	53,524

Component: Fairbanks Campus (741)
RDU: University of Alaska Fairbanks (236)
Notes:
1. If a position is split, an asterisk (*) will appear in the Split/Count column. If the split position is also counted in the component, two asterisks (**) will appear in the column.
2. "Pool" PCN refers to UA temporary positions, such as adjunct faculty; student employees; and other non-permanent staff. Multiple incumbents may share the same labor pool position number

PCN	Job Class Title	Location	Time Status	Split/ Count	Employee Class	Benefit Rate	Annual Budgeted Salary	Annual Benefits	Total Costs	UGF Estimate
217070	Assistant Professor	Fairbanks	FT		United Academics BU	28.3%	107,884	30,531	138,415	54,148
218000	Fiscal Professional 4	Fairbanks	FT		APT - Exempt Employees	38.5%	71,000	27,335	98,335	44,585
218001	Administrative Professional 1	Fairbanks	FT		APT - Exempt Employees	38.5%	55,400	21,329	76,729	34,789
218002	Administrative Professional 1	Fairbanks	FT		APT - Exempt Employees	38.5%	56,500	21,753	78,253	35,480
218003	Admin Generalist 3	Fairbanks	FT		PERS - Classified	48.6%	43,100	20,947	64,047	29,039
218004	Fiscal Technician 3	Fairbanks	FT		PERS - Classified	48.6%	62,300	30,278	92,578	41,975
240006	Assistant Professor	Fairbanks	FT		United Academics BU	28.3%	30,100	8,518	38,618	17,510
240007	Senior Administrator Director	Fairbanks	FT		Officer	24.6%	180,828	44,484	225,312	29,481
240020	Admin Generalist 4	Fairbanks	FT	**	PERS - Classified	48.6%	25,800	12,539	38,339	17,383
240035	Professor	Fairbanks	FT		United Academics BU	28.3%	170,849	48,350	219,199	35,339
240046	Maint Service Worker IV (MSW4)	Fairbanks	FT		AHECTE- Labor Trades & Crafts	47.2%	44,263	20,892	65,155	29,541
240085	Associate Professor	Fairbanks	FT		United Academics BU	28.3%	73,893	20,912	94,805	42,985
240116	Professor	Fairbanks	FT		United Academics BU	28.3%	85,257	24,128	109,385	4,978
240175	Director (Admin)	Fairbanks	FT		Officer	24.6%	193,800	47,675	241,475	109,485
240215	Professor	Fairbanks	FT		United Academics BU	28.3%	158,347	44,812	203,159	32,720
240237	Professor	Fairbanks	FT		United Academics BU	28.3%	91,486	25,891	117,377	53,219
240250	Research Professional 4	Fairbanks	FT		APT - Exempt Employees	38.5%	131,900	50,782	182,682	-
240321	Administrative Management 4	Fairbanks	FT		APT - Exempt Employees	38.5%	72,700	27,990	100,690	4,584
240331	Admin Specialist 3	Fairbanks	FT		APT - Exempt Employees	38.5%	17,900	6,892	24,792	11,240
240335	Administrative Management 4	Fairbanks	FT		APT - Exempt Employees	38.5%	115,600	44,506	160,106	72,592
240340	Admin Specialist 2	Fairbanks	PT		PERS - Classified	48.6%	31,200	15,163	46,363	10,511
240365	Fiscal Manager 2	Fairbanks	FT		APT - Exempt Employees	38.5%	91,900	35,382	127,282	-
240380	Admin Specialist 3	Fairbanks	FT		APT - Exempt Employees	38.5%	70,916	27,303	98,219	44,532
240385	Research Professional 4	Fairbanks	FT		APT - Exempt Employees	38.5%	112,100	43,159	155,259	70,394
240402	Administrative Professional 4	Fairbanks	FT		APT - Exempt Employees	38.5%	84,843	32,665	117,508	53,278
240430	Admin Specialist 2	Fairbanks	FT		PERS - Classified	48.6%	52,265	25,401	77,666	35,214
240445	Crafts & Trades III (CT3)	Fairbanks	FT		AHECTE- Labor Trades & Crafts	47.2%	78,000	36,816	114,816	52,058
240461	Administrative Professional 3	Fairbanks	FT		APT - Exempt Employees	38.5%	125,900	48,472	174,372	79,060
240467	Research Professional 5	Fairbanks	FT		APT - Exempt Employees	38.5%	121,400	46,739	168,139	76,234
240472	IS Professional 4A	Fairbanks	FT		APT - Exempt Employees	38.5%	94,300	36,306	130,606	6,217
240512	Administrative Management 2	Fairbanks	FT		APT - Exempt Employees	38.5%	78,000	30,030	108,030	-
240530	Administrative Professional 1	Fairbanks	FT		APT - Exempt Employees	38.5%	61,700	23,755	85,455	-
240546	Communications Specialist 4	Fairbanks	FT		APT - Exempt Employees	38.5%	64,178	24,709	88,887	40,301
240576	Admin Specialist 2	Fairbanks	FT		PERS - Classified	48.6%	57,990	28,183	86,173	39,071
240580	Research Professional 5	Fairbanks	FT		APT - Exempt Employees	38.5%	114,300	44,006	158,306	-

Component: Fairbanks Campus (741)
RDU: University of Alaska Fairbanks (236)
Notes:
1. If a position is split, an asterisk (*) will appear in the Split/Count column. If the split position is also counted in the component, two asterisks (**) will appear in the column.
2. "Pool" PCN refers to UA temporary positions, such as adjunct faculty; student employees; and other non-permanent staff. Multiple incumbents may share the same labor pool position number

PCN	Job Class Title	Location	Time Status	Split/ Count	Employee Class	Benefit Rate	Annual Budgeted Salary	Annual Benefits	Total Costs	UGF Estimate
240591	Assistant Professor	Fairbanks	FT		United Academics BU	28.3%	186,049	52,652	238,701	22,890
240595	Admin Specialist 2	Fairbanks	FT		PERS - Classified	48.6%	57,990	28,183	86,173	39,071
240600	Admin Specialist 3	Fairbanks	FT		APT - Exempt Employees	38.5%	64,900	24,987	89,887	40,755
240616	Administrative Management 2	Fairbanks	FT		APT - Exempt Employees	38.5%	79,114	30,459	109,573	49,680
240628	Communications Specialist 4	Fairbanks	FT		APT - Exempt Employees	38.5%	76,800	29,568	106,368	48,227
240650	Administrative Management 4	Fairbanks	FT		APT - Exempt Employees	38.5%	107,800	41,503	149,303	67,694
240660	Student Svcs Professional 3	Fairbanks	FT		APT - Exempt Employees	38.5%	62,400	24,024	86,424	39,185
240671	Director (Admin)	Fairbanks	FT		Officer	24.6%	186,800	45,953	232,753	42,201
240681	Communications Manager 2	Fairbanks	FT		APT - Exempt Employees	38.5%	73,460	28,282	101,742	11,529
240695	Fiscal Technician 3	Fairbanks	FT		PERS - Classified	48.6%	46,300	22,502	68,802	31,195
240700	IS Professional 1A	Fairbanks	FT		PERS - Classified	48.6%	49,588	24,100	73,688	33,410
240710	Fiscal Professional 3	Fairbanks	FT		APT - Exempt Employees	38.5%	97,552	37,558	135,110	61,259
240716	Fiscal Professional 2	Fairbanks	FT		APT - Exempt Employees	38.5%	69,500	26,758	96,258	43,643
240765	Fiscal Professional 3	Fairbanks	FT		APT - Exempt Employees	38.5%	55,200	21,252	76,452	34,663
240772	Communications Manager 3	Fairbanks	FT		APT - Exempt Employees	38.5%	83,994	32,338	116,332	52,745
240800	Director (Academic)	Fairbanks	FT		Officer	24.6%	173,724	42,736	216,460	49,072
240801	Professor	Fairbanks	FT		United Academics BU	28.3%	90,352	25,570	115,922	52,559
240802	Associate Professor	Fairbanks	FT		United Academics BU	28.3%	92,117	26,069	118,186	47,594
240803	Fiscal Technician 3	Fairbanks	FT		PERS - Classified	48.6%	27,769	13,496	41,265	14,967
240809	Associate Professor	Fairbanks	FT		United Academics BU	28.3%	43,577	12,332	55,909	25,349
240826	Associate Professor	Fairbanks	FT		United Academics BU	28.3%	100	-	100	-
240827	Physical Health Provider 2	Fairbanks	FT		PERS - Classified	48.6%	39,064	18,985	58,049	26,320
240829	Assistant Professor	Fairbanks	FT		United Academics BU	28.3%	57,000	16,131	73,131	33,158
240837	Associate Dean/Faculty	Fairbanks	FT		Non-Represented Faculty	24.6%	194,535	47,856	242,391	109,900
240838	Research Professional 4	Fairbanks	FT		APT - Exempt Employees	38.5%	97,500	37,538	135,038	53,628
240840	Fiscal Professional 2	Fairbanks	FT		APT - Exempt Employees	38.5%	59,904	23,063	82,967	28,198
240842	Fiscal Technician 3	Fairbanks	FT		PERS - Classified	48.6%	50,000	24,300	74,300	33,688
240843	Human Resources Technician 3	Fairbanks	FT		PERS - Classified	48.6%	48,400	23,522	71,922	32,610
240848	Admin Specialist 1	Fairbanks	PT		PERS - Classified	48.6%	46,913	22,800	69,713	31,608
240856	Professor	Fairbanks	FT		United Academics BU	28.3%	90,399	25,583	115,982	52,586
240857	Instructor	Fairbanks	FT		United Academics BU	28.3%	84,600	23,942	108,542	49,213
240858	Associate Professor	Fairbanks	FT		United Academics BU	28.3%	79,334	22,452	101,786	46,150
240859	Associate Professor	Fairbanks	FT		United Academics BU	28.3%	89,200	25,244	114,444	8,144
240860	Associate Professor	Fairbanks	FT		United Academics BU	28.3%	89,226	25,251	114,477	51,904
240861	Student Svcs Professional 2	Fairbanks	FT		PERS - Classified	48.6%	52,616	25,571	78,187	35,450

Component: Fairbanks Campus (741)
RDU: University of Alaska Fairbanks (236)
Notes:
1. If a position is split, an asterisk (*) will appear in the Split/Count column. If the split position is also counted in the component, two asterisks (**) will appear in the column.
2. "Pool" PCN refers to UA temporary positions, such as adjunct faculty; student employees; and other non-permanent staff. Multiple incumbents may share the same labor pool position number

PCN	Job Class Title	Location	Time Status	Split/ Count	Employee Class	Benefit Rate	Annual Budgeted Salary	Annual Benefits	Total Costs	UGF Estimate
240862	Library Technician 4	Fairbanks	PT		PERS - Classified	48.6%	34,679	16,854	51,533	23,365
240863	Professor	Fairbanks	FT		United Academics BU	28.3%	85,255	24,127	109,382	49,594
240864	Fiscal Professional 3	Fairbanks	FT		APT - Exempt Employees	38.5%	30,000	11,550	41,550	18,839
240868	Associate Professor	Fairbanks	FT		United Academics BU	28.3%	110,900	31,385	142,285	64,512
240869	Assistant Professor	Fairbanks	FT		United Academics BU	28.3%	88,900	25,159	114,059	51,714
240871	Research Professional 2	Fairbanks	FT		APT - Exempt Employees	38.5%	72,347	27,854	100,201	45,431
240872	Fiscal Technician 3	Fairbanks	FT		PERS - Classified	48.6%	46,280	22,492	68,772	31,181
240874	Fiscal Manager 2	Fairbanks	FT		APT - Exempt Employees	38.5%	82,600	31,801	114,401	51,870
240875	Admin Generalist 3	Fairbanks	FT		PERS - Classified	48.6%	37,400	18,176	55,576	25,198
240876	Development 3	Fairbanks	FT		APT - Exempt Employees	38.5%	73,900	28,452	102,352	-
240881	Campus Services Generalist 5	Fairbanks	FT		APT - Exempt Employees	38.5%	34,024	13,099	47,123	21,366
240882	IS Professional 5A	Fairbanks	FT		APT - Exempt Employees	38.5%	80,704	31,071	111,775	50,679
240883	Crafts & Trades I (CT1)	Fairbanks	FT		AHECTE- Labor Trades & Crafts	47.2%	49,816	23,513	73,329	33,248
240884	Student Svcs Professional 3	Fairbanks	FT		APT - Exempt Employees	38.5%	70,224	27,036	97,260	44,098
240885	Administrative Management 5	Fairbanks	FT		APT - Exempt Employees	38.5%	115,524	44,477	160,001	72,545
240888	Administrative Management 4	Fairbanks	FT		APT - Exempt Employees	38.5%	100	-	100	-
240891	Admin Specialist 2	Fairbanks	FT		PERS - Classified	48.6%	50,579	24,581	75,160	34,078
240892	Research Professional 2	Fairbanks	FT		APT - Exempt Employees	38.5%	52,641	20,267	72,908	33,056
240895	Library Technician 4	Fairbanks	PT		PERS - Classified	48.6%	48,880	23,756	72,636	25,876
240896	Admin Specialist 3	Fairbanks	FT		APT - Exempt Employees	38.5%	62,317	23,992	86,309	39,133
240898	Crafts & Trades I (CT1)	Fairbanks	FT		AHECTE- Labor Trades & Crafts	47.2%	50,794	23,975	74,769	33,900
240899	Fiscal Manager 2	Fairbanks	FT		APT - Exempt Employees	38.5%	75,255	28,973	104,228	47,257
240908	Instructional Designer 3	Fairbanks	FT		APT - Exempt Employees	38.5%	76,267	29,363	105,630	47,893
240909	Administrative Management 3	Fairbanks	FT		APT - Exempt Employees	38.5%	87,767	33,790	121,557	55,114
240910	Broadcast/Media Professional 3	Fairbanks	FT		APT - Exempt Employees	38.5%	60,102	23,139	83,241	37,742
240915	Instructional Designer 4	Fairbanks	FT		APT - Exempt Employees	38.5%	78,631	30,273	108,904	49,377
240939	Admin Specialist 2	Fairbanks	FT		PERS - Classified	48.6%	32,098	15,600	47,698	21,626
240940	Admin Specialist 3	Fairbanks	FT		APT - Exempt Employees	38.5%	72,347	27,854	100,201	45,431
240941	Administrative Management 3	Fairbanks	FT		APT - Exempt Employees	38.5%	81,600	31,416	113,016	-
240944	Administrative Professional 4	Fairbanks	FT		APT - Exempt Employees	38.5%	89,161	34,327	123,488	55,990
240946	Admin Specialist 2	Fairbanks	FT		PERS - Classified	48.6%	50,165	24,380	74,545	33,799
240947	Development 4	Fairbanks	FT		APT - Exempt Employees	38.5%	73,047	28,123	101,170	45,871
240948	Training & Development 2	Fairbanks	FT		PERS - Classified	48.6%	100	-	100	-
240949	Admin Specialist 3	Fairbanks	FT		APT - Exempt Employees	38.5%	65,500	25,218	90,718	41,131
240950	Admin Specialist 3	Fairbanks	FT		APT - Exempt Employees	38.5%	66,809	25,721	92,530	41,953

Component: Fairbanks Campus (741)
RDU: University of Alaska Fairbanks (236)
Notes:
1. If a position is split, an asterisk (*) will appear in the Split/Count column. If the split position is also counted in the component, two asterisks (**) will appear in the column.
2. "Pool" PCN refers to UA temporary positions, such as adjunct faculty; student employees; and other non-permanent staff. Multiple incumbents may share the same labor pool position number

PCN	Job Class Title	Location	Time Status	Split/ Count	Employee Class	Benefit Rate	Annual Budgeted Salary	Annual Benefits	Total Costs	UGF Estimate
240951	Senior Administrator Director	Fairbanks	FT		Officer	24.6%	137,800	33,899	171,699	77,848
240952	Student Svcs Manager 2	Fairbanks	FT		APT - Exempt Employees	38.5%	83,146	32,011	115,157	52,212
240953	Maint Service Worker IV (MSW4)	Fairbanks	FT		AHECTE- Labor Trades & Crafts	47.2%	43,389	20,480	63,869	28,958
240954	Administrative Management 1	Fairbanks	FT		APT - Exempt Employees	38.5%	68,825	26,498	95,323	-
240955	Development 6	Fairbanks	FT		APT - Exempt Employees	38.5%	91,900	35,382	127,282	57,710
240956	Communications Specialist 4	Fairbanks	FT		APT - Exempt Employees	38.5%	61,955	23,853	85,808	38,905
240958	Senior Administrator Director	Fairbanks	FT		Officer	24.6%	178,490	43,909	222,399	68,465
240960	Fiscal Professional 2	Fairbanks	FT		APT - Exempt Employees	38.5%	58,800	22,638	81,438	36,924
240962	Professor	Fairbanks	FT		United Academics BU	28.3%	83,081	23,512	106,593	48,329
240966	Student Svcs Manager 3	Fairbanks	FT		APT - Exempt Employees	38.5%	81,500	31,378	112,878	51,179
240967	Instructional Designer 3	Fairbanks	FT		APT - Exempt Employees	38.5%	77,097	29,682	106,779	48,414
240976	Student Svcs Professional 3	Fairbanks	FT		APT - Exempt Employees	38.5%	65,746	25,312	91,058	41,286
240978	Instructional Designer 3	Fairbanks	FT		APT - Exempt Employees	38.5%	65,746	25,312	91,058	41,286
240993	Development 6	Fairbanks	FT		APT - Exempt Employees	38.5%	111,045	42,752	153,797	69,732
240995	Fiscal Technician 3	Fairbanks	FT		PERS - Classified	48.6%	45,400	22,064	67,464	30,588
240996	Fiscal Technician 3	Fairbanks	FT		PERS - Classified	48.6%	46,280	22,492	68,772	31,181
240997	Fiscal Technician 3	Fairbanks	FT		PERS - Classified	48.6%	47,154	22,917	70,071	31,770
240998	Fiscal Technician 3	Fairbanks	PT		PERS - Classified	48.6%	35,366	17,188	52,554	23,828
240999	Fiscal Technician 3	Fairbanks	FT		PERS - Classified	48.6%	47,154	22,917	70,071	31,770
242750	Research Technician 4	Fairbanks	FT		PERS - Classified	48.6%	66,400	32,270	98,670	44,737
242768	Associate Professor	Fairbanks	FT		United Academics BU	28.3%	109,600	31,017	140,617	51,307
242771	Assistant Professor	Fairbanks	FT		United Academics BU	28.3%	94,200	26,659	120,859	46,653
242773	Professor	Fairbanks	FT		United Academics BU	28.3%	146,310	41,406	187,716	50,086
242775	Associate Professor	Fairbanks	FT		United Academics BU	28.3%	136,808	38,717	175,525	38,629
242785	IS Net Technician 6	Fairbanks	FT		PERS - Classified	48.6%	54,300	26,390	80,690	36,585
242790	Associate Professor	Fairbanks	FT		United Academics BU	28.3%	63,000	17,829	80,829	36,648
242795	Associate Professor	Fairbanks	FT		United Academics BU	28.3%	57,000	16,131	73,131	33,158
242800	Crafts & Trades I (CT1)	Fairbanks	FT		AHECTE- Labor Trades & Crafts	47.2%	48,839	23,052	71,891	32,595
242805	Professor	Fairbanks	PT		United Academics BU	28.3%	136,220	38,550	174,770	63,814
242815	Associate Professor	Fairbanks	FT		United Academics BU	28.3%	117,500	33,253	150,753	57,008
242830	Assistant Professor	Fairbanks	FT		United Academics BU	28.3%	132,800	37,582	170,382	3,258
242836	Associate Dean/Faculty	Fairbanks	FT		Non-Represented Faculty	24.6%	152,818	37,593	190,411	78,988
242851	Professor	Fairbanks	FT		United Academics BU	28.3%	148,800	42,110	190,910	64,803
242860	Professor	Fairbanks	FT		United Academics BU	28.3%	135,900	38,460	174,360	65,850
242865	Administrative Management 3	Fairbanks	FT		APT - Exempt Employees	38.5%	100,800	38,808	139,608	63,298

Component: Fairbanks Campus (741)
RDU: University of Alaska Fairbanks (236)
Notes:
1. If a position is split, an asterisk (*) will appear in the Split/Count column. If the split position is also counted in the component, two asterisks (**) will appear in the column.
2. "Pool" PCN refers to UA temporary positions, such as adjunct faculty; student employees; and other non-permanent staff. Multiple incumbents may share the same labor pool position number

PCN	Job Class Title	Location	Time Status	Split/ Count	Employee Class	Benefit Rate	Annual Budgeted Salary	Annual Benefits	Total Costs	UGF Estimate
242912	Associate Professor	Fairbanks	FT		United Academics BU	28.3%	121,500	34,385	155,885	52,994
242920	Associate Professor	Fairbanks	FT		United Academics BU	28.3%	95,800	27,111	122,911	23,327
242935	Admin Generalist 4	Fairbanks	FT		PERS - Classified	48.6%	47,163	22,921	70,084	31,776
242945	Fiscal Technician 3	Fairbanks	FT		PERS - Classified	48.6%	48,700	23,668	72,368	32,812
242950	Professor	Fairbanks	FT		United Academics BU	28.3%	133,600	37,809	171,409	58,288
242975	Crafts & Trades III (CT3)	Fairbanks	FT		AHECTE- Labor Trades & Crafts	47.2%	69,282	32,701	101,983	46,239
243056	Admin Specialist 2	Fairbanks	FT		PERS - Classified	48.6%	56,100	27,265	83,365	37,798
243061	Admin Specialist 3 (NonExempt)	Fairbanks	FT		PERS - Classified	48.6%	59,600	28,966	88,566	40,156
243065	Associate Professor	Fairbanks	FT		United Academics BU	28.3%	135,400	38,318	173,718	22,570
243068	Fiscal Technician 3	Fairbanks	FT		PERS - Classified	48.6%	47,600	23,134	70,734	32,071
243071	Administrative Professional 3	Fairbanks	FT		APT - Exempt Employees	38.5%	79,200	30,492	109,692	49,734
243086	IS Professional 5A	Fairbanks	FT		APT - Exempt Employees	38.5%	105,900	40,772	146,672	66,501
243105	Admin Specialist 2	Fairbanks	FT		PERS - Classified	48.6%	56,717	27,564	84,281	38,213
243110	Admin Specialist 3	Fairbanks	FT		APT - Exempt Employees	38.5%	65,100	25,064	90,164	40,880
243151	Research Professional 4	Fairbanks	FT		APT - Exempt Employees	38.5%	86,600	33,341	119,941	54,381
243160	Instructional Designer 3	Fairbanks	FT		APT - Exempt Employees	38.5%	63,169	24,320	87,489	39,668
245170	Professor	Fairbanks	FT		United Academics BU	28.3%	209,100	59,175	268,275	-
245221	Administrative Professional 3	Fairbanks	FT		APT - Exempt Employees	38.5%	87,400	33,649	121,049	-
245236	Research Professional 3	Fairbanks	FT		APT - Exempt Employees	38.5%	73,900	28,452	102,352	46,406
245245	Administrative Management 1	Fairbanks	FT		APT - Exempt Employees	38.5%	73,824	28,422	102,246	46,359
245251	Administrative Management 4	Fairbanks	FT		APT - Exempt Employees	38.5%	128,866	49,613	178,479	80,923
245350	Associate Professor	Fairbanks	FT		United Academics BU	28.3%	90,429	25,591	116,020	46,845
245351	Crafts & Trades III (CT3)	Fairbanks	FT		AHECTE- Labor Trades & Crafts	47.2%	72,078	34,021	106,099	48,105
245355	Professor	Fairbanks	FT		United Academics BU	28.3%	106,171	30,046	136,217	40,819
245359	Assistant Professor	Fairbanks	FT		United Academics BU	28.3%	81,026	22,930	103,956	47,134
245375	Fiscal Technician 3	Fairbanks	FT		PERS - Classified	48.6%	66,144	32,146	98,290	44,565
245379	Associate Professor	Fairbanks	FT		United Academics BU	28.3%	78,615	22,248	100,863	45,731
245391	Administrative Professional 2	Fairbanks	FT		APT - Exempt Employees	38.5%	64,200	24,717	88,917	40,315
245400	Professor	Fairbanks	FT		United Academics BU	28.3%	90,328	25,563	115,891	29,276
245410	Professor	Fairbanks	FT		United Academics BU	28.3%	92,978	26,313	119,291	33,029
245435	Professor	Fairbanks	FT		United Academics BU	28.3%	127,739	36,150	163,889	26,840
245445	Student Svcs Professional 3	Fairbanks	FT		APT - Exempt Employees	38.5%	55,331	21,302	76,633	34,746
245490	Maint Service Workr III (MSW3)	Fairbanks	FT		AHECTE- Labor Trades & Crafts	47.2%	39,292	18,546	57,838	-
245495	Administrative Management 3	Fairbanks	FT		APT - Exempt Employees	38.5%	116,600	44,891	161,491	-
245516	Student Svcs Professional 2	Fairbanks	FT		PERS - Classified	48.6%	55,331	26,891	82,222	37,279

Component: Fairbanks Campus (741)
RDU: University of Alaska Fairbanks (236)
Notes:
1. If a position is split, an asterisk (*) will appear in the Split/Count column. If the split position is also counted in the component, two asterisks (**) will appear in the column.
2. "Pool" PCN refers to UA temporary positions, such as adjunct faculty; student employees; and other non-permanent staff. Multiple incumbents may share the same labor pool position number

PCN	Job Class Title	Location	Time Status	Split/ Count	Employee Class	Benefit Rate	Annual Budgeted Salary	Annual Benefits	Total Costs	UGF Estimate
245560	Fac Svcs-MO&U Supervisor 3	Fairbanks	FT		APT - Exempt Employees	38.5%	82,200	31,647	113,847	-
245565	Administrative Management 5	Fairbanks	FT		APT - Exempt Employees	38.5%	138,134	53,182	191,316	86,743
245610	Fiscal Manager 2	Fairbanks	FT		APT - Exempt Employees	38.5%	86,600	33,341	119,941	54,381
245635	IS Manager 3	Fairbanks	FT		APT - Exempt Employees	38.5%	113,256	43,604	156,860	71,120
245648	Director (Academic-Faculty)	Fairbanks	FT		Non-Represented Faculty	24.6%	100	-	100	-
245650	Assistant Professor	Fairbanks	FT		United Academics BU	28.3%	64,905	18,368	83,273	37,756
245651	Student Svcs Technician 3	Fairbanks	FT		PERS - Classified	48.6%	50,579	24,581	75,160	34,078
245703	Admin Generalist 4	Fairbanks	FT		PERS - Classified	48.6%	42,579	20,693	63,272	28,688
245707	Crafts & Trades II (CT2)	Fairbanks	FT		AHECTE- Labor Trades & Crafts	47.2%	66,124	31,211	97,335	44,132
245720	Admin Specialist 2	Fairbanks	FT		PERS - Classified	48.6%	73,800	35,867	109,667	49,723
245724	Admin Specialist 4	Fairbanks	FT		APT - Exempt Employees	38.5%	64,100	24,679	88,779	2,449
245761	Crafts & Trades III (CT3)	Fairbanks	FT		AHECTE- Labor Trades & Crafts	47.2%	70,657	33,350	104,007	47,157
245796	Student Svcs Professional 2	Fairbanks	FT		PERS - Classified	48.6%	50,579	24,581	75,160	34,078
245806	Fiscal Professional 3	Fairbanks	FT		APT - Exempt Employees	38.5%	77,559	29,860	107,419	36,522
245811	Admin Generalist 4	Fairbanks	FT		PERS - Classified	48.6%	53,100	25,807	78,907	23,312
245830	Crafts & Trades III (CT3)	Fairbanks	FT		AHECTE- Labor Trades & Crafts	47.2%	76,400	36,061	112,461	-
245835	Maint Service Worker IV (MSW4)	Fairbanks	FT		AHECTE- Labor Trades & Crafts	47.2%	46,967	22,168	69,135	31,346
245846	Crafts & Trades II (CT2)	Fairbanks	FT		AHECTE- Labor Trades & Crafts	47.2%	58,300	27,518	85,818	19,422
245860	Admin Specialist 2	Fairbanks	FT		PERS - Classified	48.6%	57,353	27,874	85,227	38,642
245880	Vice-Provost	Fairbanks	FT		Officer	24.6%	159,756	39,300	199,056	90,252
245890	IS Ops Technician 2	Fairbanks	FT		PERS - Classified	48.6%	30,800	14,969	45,769	20,752
247890	Associate Professor	Fairbanks	PT		United Academics BU	28.3%	60,288	17,062	77,350	35,070
247896	Associate Professor	Fairbanks	PT		United Academics BU	28.3%	61,129	17,300	78,429	35,560
247915	Associate Professor	Fairbanks	FT		United Academics BU	28.3%	88,710	25,105	113,815	51,604
247920	Professor	Fairbanks	FT		United Academics BU	28.3%	100,981	28,578	129,559	44,057
247925	Associate Professor	Fairbanks	FT		United Academics BU	28.3%	62,600	17,716	80,316	36,415
247931	Professor	Fairbanks	FT		United Academics BU	28.3%	96,781	27,389	124,170	56,299
247940	Professor	Fairbanks	FT		United Academics BU	28.3%	112,026	31,703	143,729	65,167
247945	Assistant Professor	Fairbanks	FT		United Academics BU	28.3%	165,739	46,904	212,643	96,413
247960	Professor	Fairbanks	FT		United Academics BU	28.3%	87,581	24,785	112,366	50,947
247986	Admin Specialist 2	Fairbanks	PT		PERS - Classified	48.6%	37,940	18,439	56,379	25,562
247995	Associate Professor	Fairbanks	FT		United Academics BU	28.3%	110,368	31,234	141,602	64,203
248020	Administrative Professional 4	Fairbanks	FT		APT - Exempt Employees	38.5%	73,900	28,452	102,352	46,406
248030	Administrative Management 4	Fairbanks	FT		APT - Exempt Employees	38.5%	126,825	48,828	175,653	79,641
248047	Crafts & Trades II (CT2)	Fairbanks	FT		AHECTE- Labor Trades & Crafts	47.2%	69,285	32,703	101,988	46,241

Component: Fairbanks Campus (741)
RDU: University of Alaska Fairbanks (236)
Notes:
1. If a position is split, an asterisk (*) will appear in the Split/Count column. If the split position is also counted in the component, two asterisks (**) will appear in the column.
2. "Pool" PCN refers to UA temporary positions, such as adjunct faculty; student employees; and other non-permanent staff. Multiple incumbents may share the same labor pool position number

PCN	Job Class Title	Location	Time Status	Split/ Count	Employee Class	Benefit Rate	Annual Budgeted Salary	Annual Benefits	Total Costs	UGF Estimate
248060	Maint Service Worker IV (MSW4)	Fairbanks	FT		AHECTE- Labor Trades & Crafts	47.2%	46,052	21,737	67,789	30,735
248065	Director (Academic)	Fairbanks	FT		Officer	24.6%	87,244	21,462	108,706	49,287
248080	Assistant Professor	Fairbanks	FT		United Academics BU	28.3%	86,100	24,366	110,466	50,086
248086	Associate Professor	Fairbanks	FT		United Academics BU	28.3%	84,880	24,021	108,901	49,376
248100	Fiscal Professional 4	Fairbanks	FT		APT - Exempt Employees	38.5%	105,600	40,656	146,256	-
248116	Research Professional 2	Fairbanks	PT		APT - Exempt Employees	38.5%	48,862	18,812	67,674	30,683
248120	Research Technician 2	Fairbanks	FT		PERS - Classified	48.6%	43,700	21,238	64,938	29,443
248135	Fiscal Professional 1	Fairbanks	FT		PERS - Classified	48.6%	63,500	30,861	94,361	42,783
248141	Research Technician 3	Fairbanks	FT		PERS - Classified	48.6%	49,600	24,106	73,706	33,418
248150	Research Technician 4	Fairbanks	PT		PERS - Classified	48.6%	57,796	28,089	85,885	38,940
248160	Administrative Professional 2	Fairbanks	FT		APT - Exempt Employees	38.5%	73,100	28,144	101,244	45,904
248180	Research Technician 4	Fairbanks	FT		PERS - Classified	48.6%	53,400	25,952	79,352	35,978
248190	Fiscal Technician 4	Fairbanks	FT		PERS - Classified	48.6%	61,325	29,804	91,129	41,318
248196	IS Net Technician 6	Fairbanks	FT		PERS - Classified	48.6%	54,300	26,390	80,690	36,585
248205	Development 3	Fairbanks	FT		APT - Exempt Employees	38.5%	60,487	23,287	83,774	-
248210	Administrative Professional 2	Fairbanks	FT		APT - Exempt Employees	38.5%	64,178	24,709	88,887	-
248221	Admin Specialist 2	Fairbanks	FT		PERS - Classified	48.6%	57,796	28,089	85,885	38,940
248235	Admin Specialist 2	Fairbanks	FT		PERS - Classified	48.6%	74,771	36,339	111,110	50,377
248245	Crafts & Trades II (CT2)	Fairbanks	FT		AHECTE- Labor Trades & Crafts	47.2%	70,657	33,350	104,007	47,157
248255	Associate Professor	Fairbanks	FT		United Academics BU	28.3%	128,000	36,224	164,224	74,459
248270	Environmental Health/Safety 3	Fairbanks	FT		APT - Exempt Employees	38.5%	82,800	31,878	114,678	41,571
250281	Director (Academic-Faculty)	Fairbanks	FT		Non-Represented Faculty	24.6%	151,900	37,367	189,267	18,869
250306	Administrative Management 3	Fairbanks	FT		APT - Exempt Employees	38.5%	142,338	54,800	197,138	89,383
250310	IS Professional 4A	Fairbanks	FT		APT - Exempt Employees	38.5%	83,200	32,032	115,232	52,246
250315	IS Professional 4A	Fairbanks	FT		APT - Exempt Employees	38.5%	88,300	33,996	122,296	55,449
250325	Fiscal Manager 1	Fairbanks	PT		APT - Exempt Employees	38.5%	69,600	26,796	96,396	21,853
250333	Student Svcs Technician 2	Fairbanks	FT		PERS - Classified	48.6%	46,272	22,488	68,760	31,176
250470	Fiscal Professional 2	Fairbanks	FT		APT - Exempt Employees	38.5%	67,046	25,813	92,859	42,102
250525	Communications Specialist 4	Fairbanks	FT		APT - Exempt Employees	38.5%	55,331	21,302	76,633	34,746
250530	Student Svcs Manager 2	Fairbanks	FT		APT - Exempt Employees	38.5%	69,090	26,600	95,690	14,318
250531	Human Resources Technician 3	Fairbanks	FT		PERS - Classified	48.6%	49,115	23,870	72,985	33,091
250545	Associate Professor	Fairbanks	FT		United Academics BU	28.3%	71,500	20,235	91,735	41,593
250550	Professor	Fairbanks	FT		United Academics BU	28.3%	26,469	7,491	33,960	15,397
250555	Crafts & Trades I (CT1)	Fairbanks	FT		AHECTE- Labor Trades & Crafts	47.2%	54,996	25,958	80,954	36,705
250565	Communications Specialist 5	Fairbanks	FT		APT - Exempt Employees	38.5%	63,584	24,480	88,064	39,928

Component: Fairbanks Campus (741)
RDU: University of Alaska Fairbanks (236)
Notes:
1. If a position is split, an asterisk (*) will appear in the Split/Count column. If the split position is also counted in the component, two asterisks (**) will appear in the column.
2. "Pool" PCN refers to UA temporary positions, such as adjunct faculty; student employees; and other non-permanent staff. Multiple incumbents may share the same labor pool position number

PCN	Job Class Title	Location	Time Status	Split/ Count	Employee Class	Benefit Rate	Annual Budgeted Salary	Annual Benefits	Total Costs	UGF Estimate
250581	Fiscal Manager 2	Fairbanks	FT		APT - Exempt Employees	38.5%	97,530	37,549	135,079	61,245
250685	Instructional Designer 2	Fairbanks	FT		PERS - Classified	48.6%	63,829	31,021	94,850	43,005
250686	Communications Specialist 4	Fairbanks	PT		APT - Exempt Employees	38.5%	58,794	22,636	81,430	19,023
250690	IS Professional 3A	Fairbanks	FT		APT - Exempt Employees	38.5%	73,100	28,144	101,244	45,904
250760	Vice Chancellor (Admin)	Fairbanks	FT		Officer	24.6%	226,408	55,696	282,104	127,906
250770	Fiscal Professional 2	Fairbanks	FT		APT - Exempt Employees	38.5%	76,000	29,260	105,260	47,725
250790	Administrative Management 3	Fairbanks	FT		APT - Exempt Employees	38.5%	79,300	30,531	109,831	49,797
250805	Student Svcs Professional 2	Fairbanks	FT		PERS - Classified	48.6%	68,387	33,236	101,623	46,076
250936	Executive Officer	Fairbanks	FT		Officer	24.6%	150,400	36,998	187,398	84,967
250940	Crafts & Trades II (CT2)	Fairbanks	FT		AHECTE- Labor Trades & Crafts	47.2%	60,632	28,618	89,250	40,466
250963	Maint Service Worker IV (MSW4)	Fairbanks	FT		AHECTE- Labor Trades & Crafts	47.2%	43,389	20,480	63,869	28,958
250988	Administrative Management 4	Fairbanks	FT		APT - Exempt Employees	38.5%	108,838	41,903	150,741	68,346
251075	Admin Specialist 3	Fairbanks	FT		APT - Exempt Employees	38.5%	68,957	26,548	95,505	43,302
251080	Assistant Professor	Fairbanks	FT		United Academics BU	28.3%	103,932	29,413	133,345	37,714
251085	Professor	Fairbanks	FT		United Academics BU	28.3%	161,600	45,733	207,333	70,504
251202	Administrative Management 3	Fairbanks	FT		APT - Exempt Employees	38.5%	99,886	38,456	138,342	62,724
251360	Professor	Fairbanks	FT		United Academics BU	28.3%	131,434	37,196	168,630	76,457
251467	Assistant Professor	Fairbanks	FT		United Academics BU	28.3%	92,000	26,036	118,036	53,518
251470	Safety Svcs-Emerg Dispatcher 3	Fairbanks	FT		PERS - Classified	48.6%	61,900	30,083	91,983	41,705
251535	Administrative Management 1	Fairbanks	FT		APT - Exempt Employees	38.5%	69,771	26,862	96,633	-
253547	Professor	Fairbanks	PT		United Academics BU	28.3%	86,800	24,564	111,364	50,493
253570	Fac Engineering 5	Fairbanks	FT		APT - Exempt Employees	38.5%	92,800	35,728	128,528	58,275
253573	Admin Specialist 3	Fairbanks	FT		APT - Exempt Employees	38.5%	66,810	25,722	92,532	41,954
253681	Professor	Fairbanks	FT		United Academics BU	28.3%	124,466	35,224	159,690	57,919
260000	IS Professional 5A	Fairbanks	FT		APT - Exempt Employees	38.5%	72,400	27,874	100,274	45,464
260005	IS Net Technician 8	Fairbanks	FT		APT - Exempt Employees	38.5%	76,000	29,260	105,260	47,725
260010	IS Professional 5A	Fairbanks	FT		APT - Exempt Employees	38.5%	95,600	36,806	132,406	60,033
260020	IS Professional 5A	Fairbanks	FT		APT - Exempt Employees	38.5%	95,600	36,806	132,406	60,033
260025	IS Consultant 3A	Fairbanks	FT		APT - Exempt Employees	38.5%	93,800	36,113	129,913	58,903
260030	Senior Administrator Director	Fairbanks	FT		Officer	24.6%	143,400	35,276	178,676	58,302
260035	Fiscal Professional 2	Fairbanks	FT		APT - Exempt Employees	38.5%	72,300	27,836	100,136	45,402
260040	Admin Generalist 4	Fairbanks	FT		PERS - Classified	48.6%	59,900	29,111	89,011	40,358
260045	Training & Development 4	Fairbanks	FT		APT - Exempt Employees	38.5%	94,600	36,421	131,021	29,703
260050	Training & Development 5	Fairbanks	FT		APT - Exempt Employees	38.5%	112,100	43,159	155,259	70,394
260055	Training & Development 4	Fairbanks	FT		APT - Exempt Employees	38.5%	54,200	20,867	75,067	34,035

Component: Fairbanks Campus (741)
RDU: University of Alaska Fairbanks (236)
Notes:
1. If a position is split, an asterisk (*) will appear in the Split/Count column. If the split position is also counted in the component, two asterisks (**) will appear in the column.
2. "Pool" PCN refers to UA temporary positions, such as adjunct faculty; student employees; and other non-permanent staff. Multiple incumbents may share the same labor pool position number

PCN	Job Class Title	Location	Time Status	Split/ Count	Employee Class	Benefit Rate	Annual Budgeted Salary	Annual Benefits	Total Costs	UGF Estimate
270015	Professor	Fairbanks	FT		United Academics BU	28.3%	93,600	26,489	120,089	3,258
270100	Admin Generalist 3	Fairbanks	FT		PERS - Classified	48.6%	42,287	20,551	62,838	28,491
270102	Executive Director	Fairbanks	FT		Sr. Administrator	24.6%	164,800	40,541	205,341	-
270105	Admin Generalist 4	Fairbanks	FT		PERS - Classified	48.6%	65,500	31,833	97,333	6,603
270107	Communications Manager 3	Fairbanks	FT		APT - Exempt Employees	38.5%	84,000	32,340	116,340	44,836
270110	Fiscal Technician 4	Fairbanks	PT		PERS - Classified	48.6%	41,349	19,998	61,347	25,164
270119	Admin Specialist 3	Fairbanks	FT		APT - Exempt Employees	38.5%	64,178	24,709	88,887	40,301
270121	Associate Professor	Fairbanks	FT		United Academics BU	28.3%	139,882	39,587	179,469	81,371
270128	Admin Generalist 2	Fairbanks	FT		PERS - Classified	48.6%	27,305	13,270	40,575	18,397
270130	Fiscal Professional 4	Fairbanks	FT		APT - Exempt Employees	38.5%	107,040	41,210	148,250	51,906
270139	Admin Generalist 3	Fairbanks	FT		PERS - Classified	48.6%	51,100	24,835	75,935	10,308
270140	Professor	Fairbanks	FT		United Academics BU	28.3%	91,700	25,951	117,651	3,199
270141	Crafts & Trades II (CT2)	Fairbanks	FT		AHECTE- Labor Trades & Crafts	47.2%	62,760	29,623	92,383	41,886
270144	Associate Professor	Fairbanks	FT		United Academics BU	28.3%	74,000	20,942	94,942	2,560
270148	Crafts & Trades II (CT2)	Fairbanks	FT		AHECTE- Labor Trades & Crafts	47.2%	53,900	25,441	79,341	35,973
270154	Fiscal Professional 2	Fairbanks	FT		APT - Exempt Employees	38.5%	70,778	27,250	98,028	33,394
270156	Admin Generalist 3	Fairbanks	FT		PERS - Classified	48.6%	40,228	19,551	59,779	27,104
270162	Associate Professor	Fairbanks	FT		United Academics BU	28.3%	73,600	20,829	94,429	2,560
270163	Fiscal Professional 3	Fairbanks	FT		APT - Exempt Employees	38.5%	86,000	33,110	119,110	54,005
270167	Admin Generalist 4	Fairbanks	FT		PERS - Classified	48.6%	53,700	26,098	79,798	10,847
270169	Student Svcs Manager 3	Fairbanks	FT		APT - Exempt Employees	38.5%	103,513	39,853	143,366	65,002
270171	Professor	Fairbanks	FT		United Academics BU	28.3%	93,200	26,376	119,576	3,258
270174	Training & Development 4	Fairbanks	FT		APT - Exempt Employees	38.5%	55,900	21,522	77,422	17,520
270176	Professor	Fairbanks	FT		United Academics BU	28.3%	111,500	31,555	143,055	3,897
270177	Associate Professor	Fairbanks	FT		United Academics BU	28.3%	75,700	21,423	97,123	2,618
270178	Admin Generalist 3	Fairbanks	FT		PERS - Classified	48.6%	48,000	23,328	71,328	6,468
270179	Admin Generalist 3	Fairbanks	FT		PERS - Classified	48.6%	43,131	20,962	64,093	29,060
270200	Professor	Fairbanks	FT		United Academics BU	28.3%	90,400	25,583	115,983	3,141
270207	Senior Administrator Director	Fairbanks	FT		Officer	24.6%	146,907	36,139	183,046	82,993
270213	Associate Professor	Fairbanks	FT		United Academics BU	28.3%	71,800	20,319	92,119	2,501
270218	Safety Svcs-Emerg Dispatcher 1	Fairbanks	FT		PERS - Classified	48.6%	43,300	21,044	64,344	29,174
270222	Communications Specialist 3	Fairbanks	FT		PERS - Classified	48.6%	56,900	27,653	84,553	29,174
270226	Crafts & Trades III (CT3)	Fairbanks	FT		AHECTE- Labor Trades & Crafts	47.2%	78,042	36,836	114,878	52,086
270227	Communications Specialist 2	Fairbanks	FT		PERS - Classified	48.6%	58,800	28,577	87,377	29,645
270229	Maint Service Workr III (MSW3)	Fairbanks	FT		AHECTE- Labor Trades & Crafts	47.2%	35,615	16,810	52,425	-

Component: Fairbanks Campus (741)
RDU: University of Alaska Fairbanks (236)
Notes:
1. If a position is split, an asterisk (*) will appear in the Split/Count column. If the split position is also counted in the component, two asterisks (**) will appear in the column.
2. "Pool" PCN refers to UA temporary positions, such as adjunct faculty; student employees; and other non-permanent staff. Multiple incumbents may share the same labor pool position number

PCN	Job Class Title	Location	Time Status	Split/ Count	Employee Class	Benefit Rate	Annual Budgeted Salary	Annual Benefits	Total Costs	UGF Estimate
270230	Fiscal Technician 4	Fairbanks	FT		PERS - Classified	48.6%	54,683	26,576	81,259	33,205
270233	Instructor	Fairbanks	FT		United Academics BU	28.3%	71,500	20,235	91,735	2,501
270234	Fac Svcs-MO&U Supervisor 5	Fairbanks	FT		APT - Exempt Employees	38.5%	82,327	31,696	114,023	51,698
270235	Associate Professor	Fairbanks	FT		United Academics BU	28.3%	74,300	21,027	95,327	2,618
270241	Admin Specialist 2	Fairbanks	FT		PERS - Classified	48.6%	46,400	22,550	68,950	31,262
270256	Fiscal Technician 4	Fairbanks	FT		PERS - Classified	48.6%	58,116	28,244	86,360	39,156
270601	Fiscal Professional 3	Fairbanks	FT		APT - Exempt Employees	38.5%	64,189	24,713	88,902	40,308
270615	Human Resources Technician 3	Fairbanks	FT		PERS - Classified	48.6%	64,216	31,209	95,425	38,954
270617	Student Svcs Technician 2	Fairbanks	FT		PERS - Classified	48.6%	42,851	20,826	63,677	28,871
270660	Director (Academic-Faculty)	Fairbanks	FT		Non-Represented Faculty	24.6%	163,200	40,147	203,347	82,978
270663	Professor	Fairbanks	FT		United Academics BU	28.3%	92,645	26,219	118,864	53,893
270664	Admin Generalist 4	Fairbanks	FT		PERS - Classified	48.6%	67,066	32,594	99,660	45,186
270678	IS Consultant 2A	Fairbanks	FT		PERS - Classified	48.6%	61,800	30,035	91,835	41,638
270909	Professor	Fairbanks	FT		United Academics BU	28.3%	103,426	29,270	132,696	60,164
270919	Fiscal Professional 2	Fairbanks	FT		APT - Exempt Employees	38.5%	61,400	23,639	85,039	38,557
270932	Communications Specialist 4	Fairbanks	FT		APT - Exempt Employees	38.5%	61,717	23,761	85,478	38,756
270933	Instructional Designer 2	Fairbanks	FT		PERS - Classified	48.6%	52,286	25,411	77,697	35,228
280201	Assistant Professor	Fairbanks	FT		United Academics BU	28.3%	70,700	20,008	90,708	41,127
280203	Instructional Designer 4	Fairbanks	FT		APT - Exempt Employees	38.5%	76,267	29,363	105,630	47,893
280207	Safety Svcs-Emerg Dispatcher 4	Fairbanks	FT		PERS - Classified	48.6%	67,000	32,562	99,562	45,142
280209	Administrative Professional 4	Fairbanks	FT		APT - Exempt Employees	38.5%	126,200	48,587	174,787	79,249
280221	Admin Specialist 2	Fairbanks	FT		PERS - Classified	48.6%	74,840	36,372	111,212	50,424
280232	Student Svcs Professional 1	Fairbanks	FT		PERS - Classified	48.6%	46,450	22,575	69,025	31,296
280246	Fiscal Manager 2	Fairbanks	FT		APT - Exempt Employees	38.5%	82,329	31,697	114,026	51,699
280254	Student Svcs Manager 3	Fairbanks	FT		APT - Exempt Employees	38.5%	90,953	35,017	125,970	57,115
280257	Instructional Designer 3	Fairbanks	FT		APT - Exempt Employees	38.5%	60,102	23,139	83,241	37,742
280302	Administrative Management 4	Fairbanks	FT		APT - Exempt Employees	38.5%	80,000	30,800	110,800	-
280525	Fiscal Technician 4	Fairbanks	FT		PERS - Classified	48.6%	60,100	29,209	89,309	40,493
280526	Student Svcs Professional 3	Fairbanks	FT		APT - Exempt Employees	38.5%	63,169	24,320	87,489	39,668
280529	Student Svcs Professional 2	Fairbanks	FT		PERS - Classified	48.6%	37,934	18,436	56,370	25,558
280536	Student Svcs Technician 3	Fairbanks	FT		PERS - Classified	48.6%	48,627	23,633	72,260	32,763
280542	Research Professional 2	Fairbanks	FT		APT - Exempt Employees	38.5%	55,544	21,384	76,928	34,879
280580	Research Professional 5	Fairbanks	PT		APT - Exempt Employees	38.5%	49,800	19,173	68,973	31,272
281000	Fiscal Technician 4	Fairbanks	PT		PERS - Classified	48.6%	32,095	15,598	47,693	21,624
281002	Fiscal Professional 3	Fairbanks	FT		APT - Exempt Employees	38.5%	79,200	30,492	109,692	49,734

Component: Fairbanks Campus (741)
RDU: University of Alaska Fairbanks (236)
Notes:
1. If a position is split, an asterisk (*) will appear in the Split/Count column. If the split position is also counted in the component, two asterisks (**) will appear in the column.
2. "Pool" PCN refers to UA temporary positions, such as adjunct faculty; student employees; and other non-permanent staff. Multiple incumbents may share the same labor pool position number

PCN	Job Class Title	Location	Time Status	Split/ Count	Employee Class	Benefit Rate	Annual Budgeted Salary	Annual Benefits	Total Costs	UGF Estimate
281005	Maint Service Worker IV (MSW4)	Fairbanks	FT		AHECTE- Labor Trades & Crafts	47.2%	43,389	20,480	63,869	28,958
281007	Fiscal Professional 3	Fairbanks	FT		APT - Exempt Employees	38.5%	62,400	24,024	86,424	39,185
281010	Administrative Management 5	Fairbanks	FT		APT - Exempt Employees	38.5%	143,800	55,363	199,163	90,301
281015	Administrative Professional 1	Fairbanks	FT		APT - Exempt Employees	38.5%	76,000	29,260	105,260	47,725
290006	Communications Specialist 4	Fairbanks	FT		APT - Exempt Employees	38.5%	59,872	23,051	82,923	37,597
290007	Communications Specialist 4	Fairbanks	PT		APT - Exempt Employees	38.5%	55,300	21,291	76,591	3,454
290008	Associate Professor	Fairbanks	FT		United Academics BU	28.3%	117,400	33,224	150,624	53,401
290009	Admin Specialist 2	Fairbanks	PT		PERS - Classified	48.6%	43,400	21,092	64,492	29,241
290017	Professor	Fairbanks	FT		United Academics BU	28.3%	106,373	30,104	136,477	30,990
290019	Dean (Academic)	Fairbanks	FT		Officer	24.6%	206,000	50,676	256,676	110,558
290101	Maint Service Workr III (MSW3)	Fairbanks	FT		AHECTE- Labor Trades & Crafts	47.2%	39,292	18,546	57,838	-
290108	Administrative Professional 2	Fairbanks	FT		APT - Exempt Employees	38.5%	70,900	27,297	98,197	4,459
290110	Stu Svcs Profess 2 (Exempt)	Fairbanks	FT		APT - Exempt Employees	38.5%	54,228	20,878	75,106	34,053
290113	Training & Development 3	Fairbanks	PT		PERS - Classified	48.6%	55,800	27,119	82,919	-
290118	Student Svcs Professional 3	Fairbanks	FT		APT - Exempt Employees	38.5%	64,178	24,709	88,887	40,301
290119	Assistant Professor	Fairbanks	FT		United Academics BU	28.3%	97,300	27,536	124,836	18,149
290175	Professor	Fairbanks	FT		United Academics BU	28.3%	145,300	41,120	186,420	84,523
290200	IS Ops Technician 2	Fairbanks	FT		PERS - Classified	48.6%	40,700	19,780	60,480	27,422
290202	Fiscal Professional 2	Fairbanks	FT		APT - Exempt Employees	38.5%	58,500	22,523	81,023	8,477
290204	Professor	Fairbanks	FT		United Academics BU	28.3%	140,000	39,620	179,620	27,980
290206	Associate Professor	Fairbanks	FT		United Academics BU	28.3%	91,300	25,838	117,138	53,110
290263	Environ Health/Safety 2 (NE)	Fairbanks	FT		PERS - Classified	48.6%	74,247	36,084	110,331	50,024
402700	Fac Svcs-MO&U Supervisor 2	Fairbanks	FT		PERS - Classified	48.6%	46,200	22,453	68,653	-
402800	IS Net Technician 6	Fairbanks	FT		PERS - Classified	48.6%	50,600	24,592	75,192	34,092
402801	IS Ops Technician 3	Fairbanks	FT		PERS - Classified	48.6%	61,300	29,792	91,092	-
403801	Student Svcs Professional 3	Fairbanks	PT		APT - Exempt Employees	38.5%	41,658	16,038	57,696	-
403804	Student Svcs Technician 3	Fairbanks	FT		PERS - Classified	48.6%	46,272	22,488	68,760	31,176
403805	Admin Generalist 3	Fairbanks	FT		PERS - Classified	48.6%	41,039	19,945	60,984	27,650
404703	Stu Svcs Profess 2 (Exempt)	Fairbanks	FT		APT - Exempt Employees	38.5%	46,544	17,919	64,463	-
404704	Stu Svcs Profess 2 (Exempt)	Fairbanks	FT		APT - Exempt Employees	38.5%	53,640	20,651	74,291	-
404707	Stu Svcs Profess 2 (Exempt)	Fairbanks	FT		APT - Exempt Employees	38.5%	52,600	20,251	72,851	33,031
404708	Stu Svcs Profess 2 (Exempt)	Fairbanks	FT		APT - Exempt Employees	38.5%	43,500	16,748	60,248	27,316
404709	Stu Svcs Profess 2 (Exempt)	Fairbanks	FT		APT - Exempt Employees	38.5%	52,600	20,251	72,851	33,031
404710	Student Svcs Professional 3	Fairbanks	FT		APT - Exempt Employees	38.5%	51,075	19,664	70,739	32,073
404711	IS Professional 3A	Fairbanks	FT		APT - Exempt Employees	38.5%	70,200	27,027	97,227	-

Component: Fairbanks Campus (741)
RDU: University of Alaska Fairbanks (236)
Notes:
1. If a position is split, an asterisk (*) will appear in the Split/Count column. If the split position is also counted in the component, two asterisks (**) will appear in the column.
2. "Pool" PCN refers to UA temporary positions, such as adjunct faculty; student employees; and other non-permanent staff. Multiple incumbents may share the same labor pool position number

PCN	Job Class Title	Location	Time Status	Split/ Count	Employee Class	Benefit Rate	Annual Budgeted Salary	Annual Benefits	Total Costs	UGF Estimate
404712	Student Svcs Professional 3	Fairbanks	FT		APT - Exempt Employees	38.5%	53,641	20,652	74,293	33,684
404714	Stu Svcs Profess 2 (Exempt)	Fairbanks	FT		APT - Exempt Employees	38.5%	43,500	16,748	60,248	27,316
404715	Stu Svcs Profess 2 (Exempt)	Fairbanks	FT		APT - Exempt Employees	38.5%	43,500	16,748	60,248	27,316
404716	Student Svcs Professional 3	Fairbanks	FT		APT - Exempt Employees	38.5%	58,700	22,600	81,300	36,861
404717	Student Svcs Professional 3	Fairbanks	FT		APT - Exempt Employees	38.5%	58,700	22,600	81,300	36,861
404720	Communications Specialist 4	Fairbanks	FT		APT - Exempt Employees	38.5%	61,955	23,853	85,808	38,905
404725	Admin Specialist 3	Fairbanks	FT		APT - Exempt Employees	38.5%	55,331	21,302	76,633	34,746
404730	Mental Health Provider 3	Fairbanks	FT		APT - Exempt Employees	38.5%	42,762	16,463	59,225	-
404800	Campus Services Retail 4	Fairbanks	FT		APT - Exempt Employees	38.5%	50,579	19,473	70,052	-
404802	Athletics Facs, Ops & Pgms 4	Fairbanks	FT		APT - Exempt Employees	38.5%	63,584	24,480	88,064	-
404803	Fac Engineering 6	Fairbanks	FT		APT - Exempt Employees	38.5%	114,403	44,045	158,448	71,841
404805	Admin Specialist 1	Fairbanks	PT		PERS - Classified	48.6%	46,200	22,453	68,653	-
404806	Student Svcs Professional 3	Fairbanks	FT		APT - Exempt Employees	38.5%	51,075	19,664	70,739	32,073
404807	Fac Svcs-MO&U Supervisor 2	Fairbanks	FT		PERS - Classified	48.6%	48,100	23,377	71,477	-
404809	Communications Specialist 3	Fairbanks	FT		PERS - Classified	48.6%	55,331	26,891	82,222	37,279
405700	Athletics Training 3	Fairbanks	FT		APT - Exempt Employees	38.5%	75,974	29,250	105,224	47,709
405701	Athletics Coach 3	Fairbanks	FT		APT - Exempt Employees	38.5%	76,802	29,569	106,371	48,229
405702	Communications Specialist 4	Fairbanks	FT		APT - Exempt Employees	38.5%	55,331	21,302	76,633	34,746
405703	Athletics Coach 2	Fairbanks	FT		APT - Exempt Employees	38.5%	54,209	20,870	75,079	34,041
405704	Athletics Coach 2	Fairbanks	FT		APT - Exempt Employees	38.5%	91,865	35,368	127,233	57,688
405705	Athletics Coach 3	Fairbanks	FT		APT - Exempt Employees	38.5%	127,075	48,924	175,999	79,798
405706	Athletics Coach 2	Fairbanks	FT		APT - Exempt Employees	38.5%	51,100	19,674	70,774	32,089
405707	Athletics Coach 3	Fairbanks	FT		APT - Exempt Employees	38.5%	142,800	54,978	197,778	89,673
405708	Athletics Coach 2	Fairbanks	FT		APT - Exempt Employees	38.5%	55,834	21,496	77,330	35,062
405710	Athletics Coach 2	Fairbanks	FT		APT - Exempt Employees	38.5%	50,918	19,603	70,521	31,974
405711	Athletics Coach 3	Fairbanks	FT		APT - Exempt Employees	38.5%	65,494	25,215	90,709	41,128
405712	Athletics Coach 3	Fairbanks	FT		APT - Exempt Employees	38.5%	76,802	29,569	106,371	48,229
405713	Athletics Training 1	Fairbanks	FT		PERS - Classified	48.6%	44,400	21,578	65,978	29,915
405714	Athletics Coach 2	Fairbanks	FT		APT - Exempt Employees	38.5%	51,076	19,664	70,740	32,074
405715	Athletics Coach 3	Fairbanks	FT		APT - Exempt Employees	38.5%	73,048	28,123	101,171	45,871
405716	Athletics Training 2	Fairbanks	FT		APT - Exempt Employees	38.5%	52,074	20,048	72,122	32,700
405717	Athletics Coach 3	Fairbanks	FT		APT - Exempt Employees	38.5%	100,000	38,500	138,500	62,796
405718	Athletics Administrator 2	Fairbanks	FT		APT - Exempt Employees	38.5%	55,331	21,302	76,633	34,746
405719	Athletics Training 2	Fairbanks	FT		APT - Exempt Employees	38.5%	65,472	25,207	90,679	41,114
405720	Athletics Coach 2	Fairbanks	FT		APT - Exempt Employees	38.5%	75,974	29,250	105,224	47,709

Component: Fairbanks Campus (741)
RDU: University of Alaska Fairbanks (236)
Notes:
1. If a position is split, an asterisk (*) will appear in the Split/Count column. If the split position is also counted in the component, two asterisks (**) will appear in the column.
2. "Pool" PCN refers to UA temporary positions, such as adjunct faculty; student employees; and other non-permanent staff. Multiple incumbents may share the same labor pool position number

PCN	Job Class Title	Location	Time Status	Split/ Count	Employee Class	Benefit Rate	Annual Budgeted Salary	Annual Benefits	Total Costs	UGF Estimate
405721	Athletics Facs, Ops & Pgms 3	Fairbanks	FT		APT - Exempt Employees	38.5%	56,413	21,719	78,132	-
405800	Student Svcs Professional 3	Fairbanks	FT		APT - Exempt Employees	38.5%	58,110	22,372	80,482	36,491
405801	Athletics Administrator 2	Fairbanks	FT		APT - Exempt Employees	38.5%	55,331	21,302	76,633	34,746
405802	Athletics Facs, Ops & Pgms 2	Fairbanks	PT		PERS - Classified	48.6%	19,031	9,249	28,280	-
405804	Athletics Facs Ops & Pgms 2	Fairbanks	FT		PERS - Classified	48.6%	49,115	23,870	72,985	-
405805	Athletics Facs Ops & Pgms 1	Fairbanks	FT		PERS - Classified	48.6%	41,435	20,137	61,572	27,917
405808	Student Svcs Professional 4	Fairbanks	FT		APT - Exempt Employees	38.5%	72,400	27,874	100,274	45,464
406801	Development 3	Fairbanks	FT		APT - Exempt Employees	38.5%	57,580	22,168	79,748	36,158
406804	Admin Specialist 3	Fairbanks	FT		APT - Exempt Employees	38.5%	66,800	25,718	92,518	35,480
407700	Development 3	Fairbanks	FT		APT - Exempt Employees	38.5%	55,200	21,252	76,452	-
407701	Broadcast/Media Profess 3 (NE)	Fairbanks	PT		PERS - Classified	48.6%	28,200	13,705	41,905	-
407703	Fiscal Professional 2	Fairbanks	FT		APT - Exempt Employees	38.5%	61,200	23,562	84,762	-
407801	Fiscal Technician 2	Fairbanks	FT		PERS - Classified	48.6%	44,100	21,433	65,533	-
407802	Broadcast/Media Technician 3	Fairbanks	FT		PERS - Classified	48.6%	47,700	23,182	70,882	-
407803	Broadcast/Media Profess 3 (NE)	Fairbanks	FT		PERS - Classified	48.6%	55,400	26,924	82,324	-
407804	Broadcast/Media Technician 3	Fairbanks	FT		PERS - Classified	48.6%	23,200	11,275	34,475	-
407805	Admin Generalist 4	Fairbanks	FT		PERS - Classified	48.6%	53,300	25,904	79,204	-
407806	Comm Specialist 4 (NE)	Fairbanks	PT		PERS - Classified	48.6%	30,000	14,580	44,580	-
407807	Broadcast/Media Professional 3	Fairbanks	FT		APT - Exempt Employees	38.5%	58,800	22,638	81,438	-
408705	IS Professional 4A	Fairbanks	FT		APT - Exempt Employees	38.5%	73,000	28,105	101,105	-
408801	Research Professional 3	Fairbanks	FT		APT - Exempt Employees	38.5%	67,600	26,026	93,626	8,854
408900	Communications Specialist 2	Fairbanks	FT		PERS - Classified	48.6%	50,579	24,581	75,160	10,224
410305	Student Svcs Professional 3	Fairbanks	FT		APT - Exempt Employees	38.5%	27,100	10,434	37,534	-
410701	Student Svcs Manager 3	Fairbanks	FT		APT - Exempt Employees	38.5%	87,431	33,661	121,092	10,981
410702	Student Svcs Professional 4	Fairbanks	FT		APT - Exempt Employees	38.5%	59,872	23,051	82,923	1,880
410704	Administrative Management 2	Fairbanks	FT		APT - Exempt Employees	38.5%	27,772	10,692	38,464	17,440
410705	Administrative Management 3	Fairbanks	FT		APT - Exempt Employees	38.5%	80,208	30,880	111,088	-
410706	Student Svcs Professional 3	Fairbanks	FT		APT - Exempt Employees	38.5%	64,836	24,962	89,798	40,714
410708	Fiscal Professional 1	Fairbanks	FT		PERS - Classified	48.6%	81,231	39,478	120,709	41,499
410710	Research Professional 3	Fairbanks	FT		APT - Exempt Employees	38.5%	100	-	100	-
410711	Research Professional 3	Fairbanks	FT		APT - Exempt Employees	38.5%	24,451	9,414	33,865	-
410712	Research Professional 3	Fairbanks	FT		APT - Exempt Employees	38.5%	70,495	27,141	97,636	-
410803	Fiscal Technician 3	Fairbanks	FT		PERS - Classified	48.6%	46,451	22,575	69,026	22,220
410806	Admin Generalist 4	Fairbanks	FT		PERS - Classified	48.6%	34,704	16,866	51,570	4,677
410809	Fiscal Technician 3	Fairbanks	FT		PERS - Classified	48.6%	46,451	22,575	69,026	22,220

Component: Fairbanks Campus (741)
RDU: University of Alaska Fairbanks (236)
Notes:
1. If a position is split, an asterisk (*) will appear in the Split/Count column. If the split position is also counted in the component, two asterisks (**) will appear in the column.
2. "Pool" PCN refers to UA temporary positions, such as adjunct faculty; student employees; and other non-permanent staff. Multiple incumbents may share the same labor pool position number

PCN	Job Class Title	Location	Time Status	Split/ Count	Employee Class	Benefit Rate	Annual Budgeted Salary	Annual Benefits	Total Costs	UGF Estimate
410811	Student Svcs Professional 4	Fairbanks	FT		APT - Exempt Employees	38.5%	60,500	23,293	83,793	-
411100	Term Asst Professor	Fairbanks	FT		United Academics BU	28.3%	57,001	16,131	73,132	33,158
411101	Associate Professor	Fairbanks	FT		United Academics BU	28.3%	90,666	25,658	116,324	52,742
411102	Term Asst Professor	Fairbanks	FT		United Academics BU	28.3%	78,800	22,300	101,100	26,177
411103	Term Instructor	Fairbanks	FT		United Academics BU	28.3%	47,975	13,577	61,552	27,908
411104	Assistant Professor	Fairbanks	FT		United Academics BU	28.3%	61,311	17,351	78,662	35,665
411106	Term Instructor	Fairbanks	FT		United Academics BU	28.3%	56,900	16,103	73,003	33,100
411107	Term Asst Professor	Fairbanks	FT		United Academics BU	28.3%	59,357	16,798	76,155	-
411108	Term Assoc Professor	Fairbanks	FT		United Academics BU	28.3%	79,750	22,569	102,319	46,392
411109	Assistant Professor	Fairbanks	PT		United Academics BU	28.3%	42,420	12,005	54,425	24,676
411110	Clinical Professor	Fairbanks	FT		United Academics BU	28.3%	93,620	26,494	120,114	54,460
411111	Term Asst Professor	Fairbanks	FT		United Academics BU	28.3%	67,414	19,078	86,492	39,216
411112	Term Instructor	Fairbanks	FT		United Academics BU	28.3%	49,339	13,963	63,302	28,701
411113	Term Asst Professor	Fairbanks	FT		United Academics BU	28.3%	57,000	16,131	73,131	33,158
411119	Clinical Assoc Professor	Fairbanks	FT		United Academics BU	28.3%	84,106	23,802	107,908	48,926
411120	Term Professor	Fairbanks	FT		Non-Represented Faculty	24.6%	152,471	37,508	189,979	57,711
411121	Crafts & Trades III (CT3)	Fairbanks	FT		AHECTE- Labor Trades & Crafts	47.2%	68,300	32,238	100,538	45,584
411122	Term Asst Professor	Fairbanks	FT		United Academics BU	28.3%	47,500	13,443	60,943	27,631
411124	Term Asst Professor	Fairbanks	FT		United Academics BU	28.3%	60,600	17,150	77,750	35,252
411131	Term Instructor	Fairbanks	FT		United Academics BU	28.3%	48,463	13,715	62,178	28,192
411132	Term Asst Professor	Fairbanks	FT		United Academics BU	28.3%	57,000	16,131	73,131	33,158
411134	Term Instructor	Fairbanks	FT		United Academics BU	28.3%	47,502	13,443	60,945	27,633
411135	Visiting Asst Professor	Fairbanks	FT		United Academics BU	28.3%	59,590	16,864	76,454	34,664
411150	Term Asst Professor	Fairbanks	FT		United Academics BU	28.3%	57,001	16,131	73,132	33,158
411202	Term Asst Professor	Fairbanks	FT		United Academics BU	28.3%	47,501	13,443	60,944	27,632
411203	Term Instructor	Fairbanks	FT		United Academics BU	28.3%	47,500	13,443	60,943	27,631
411211	Term Asst Professor	Fairbanks	FT		United Academics BU	28.3%	75,294	21,308	96,602	43,800
411300	Research Asst Professor	Fairbanks	FT		United Academics BU	28.3%	120,800	34,186	154,986	11,925
411701	Visiting Asst Professor	Fairbanks	FT		Non-Represented Faculty	24.6%	80,802	19,877	100,679	-
412100	Term Asst Professor	Fairbanks	FT		United Academics BU	28.3%	82,000	23,206	105,206	47,701
412101	Associate Professor	Fairbanks	FT		United Academics BU	28.3%	83,814	23,719	107,533	38,517
412107	Term Asst Professor	Fairbanks	FT		United Academics BU	28.3%	75,686	21,419	97,105	44,028
412112	Term Asst Professor	Fairbanks	FT		United Academics BU	28.3%	100	-	100	-
412116	Term Asst Professor	Fairbanks	FT		United Academics BU	28.3%	69,690	19,722	89,412	31,621
412117	Term Asst Professor	Fairbanks	FT		United Academics BU	28.3%	66,660	18,865	85,525	34,511

Component: Fairbanks Campus (741)
RDU: University of Alaska Fairbanks (236)
Notes:
1. If a position is split, an asterisk (*) will appear in the Split/Count column. If the split position is also counted in the component, two asterisks (**) will appear in the column.
2. "Pool" PCN refers to UA temporary positions, such as adjunct faculty; student employees; and other non-permanent staff. Multiple incumbents may share the same labor pool position number

PCN	Job Class Title	Location	Time Status	Split/ Count	Employee Class	Benefit Rate	Annual Budgeted Salary	Annual Benefits	Total Costs	UGF Estimate
412122	Term Asst Professor	Fairbanks	FT		United Academics BU	28.3%	75,000	21,225	96,225	43,629
412701	Student Svcs Technician 3	Fairbanks	FT		PERS - Classified	48.6%	50,049	24,324	74,373	33,721
412703	Administrative Management 3	Fairbanks	FT		APT - Exempt Employees	38.5%	103,512	39,852	143,364	6,500
412704	Administrative Management 2	Fairbanks	FT		APT - Exempt Employees	38.5%	65,493	25,215	90,708	10,282
412705	Research Professional 4	Fairbanks	PT		APT - Exempt Employees	38.5%	49,120	18,911	68,031	7,711
412706	Training & Development 4	Fairbanks	PT		APT - Exempt Employees	38.5%	53,703	20,676	74,379	33,723
412708	Fiscal Professional 3	Fairbanks	FT		APT - Exempt Employees	38.5%	89,150	34,323	123,473	55,983
412801	IS Net Technician 6	Fairbanks	FT		PERS - Classified	48.6%	50,584	24,584	75,168	34,081
412808	Fiscal Professional 2 (NE)	Fairbanks	PT		PERS - Classified	48.6%	34,582	16,807	51,389	23,300
412809	Admin Specialist 2	Fairbanks	FT		PERS - Classified	48.6%	62,927	30,583	93,510	19,079
412810	Admin Specialist 3 (NonExempt)	Fairbanks	PT		PERS - Classified	48.6%	40,756	19,807	60,563	27,460
412811	Communications Specialist 4	Fairbanks	PT		APT - Exempt Employees	38.5%	50,847	19,576	70,423	3,193
412813	Administrative Management 2	Fairbanks	FT		APT - Exempt Employees	38.5%	73,811	28,417	102,228	11,588
413100	Term Instructor	Fairbanks	FT		United Academics BU	28.3%	91,916	26,012	117,928	53,469
413101	Term Instructor	Fairbanks	FT		United Academics BU	28.3%	85,850	24,296	110,146	49,940
413103	Term Instructor	Fairbanks	FT		United Academics BU	28.3%	94,223	26,665	120,888	54,811
413104	Term Instructor	Fairbanks	FT		United Academics BU	28.3%	12,920	3,656	16,576	7,516
413105	Term Instructor	Fairbanks	FT		United Academics BU	28.3%	90,900	25,725	116,625	52,878
413106	Term Instructor	Fairbanks	FT		United Academics BU	28.3%	20,407	5,775	26,182	11,871
413107	Term Instructor	Fairbanks	FT		United Academics BU	28.3%	109,062	30,865	139,927	63,443
413108	Term Instructor	Fairbanks	FT		United Academics BU	28.3%	101,001	28,583	129,584	47,003
413109	Term Instructor	Fairbanks	FT		United Academics BU	28.3%	99,919	28,277	128,196	58,124
413111	Term Instructor	Fairbanks	FT		United Academics BU	28.3%	96,000	27,168	123,168	55,845
413112	Term Instructor	Fairbanks	FT		United Academics BU	28.3%	84,000	23,772	107,772	48,864
414700	Research Professional 4	Fairbanks	PT		APT - Exempt Employees	38.5%	39,956	15,383	55,339	12,545
414801	Library Professional 3	Fairbanks	FT		APT - Exempt Employees	38.5%	74,500	28,683	103,183	46,783
414803	Admin Specialist 1	Fairbanks	FT		PERS - Classified	48.6%	36,900	17,933	54,833	-
414804	Research Professional 4	Fairbanks	FT		APT - Exempt Employees	38.5%	75,200	28,952	104,152	11,806
414806	Library Technician 4	Fairbanks	FT		PERS - Classified	48.6%	47,674	23,170	70,844	32,121
414811	Assistant Professor	Fairbanks	FT		United Academics BU	28.3%	101,338	28,679	130,017	58,950
418000	Research Professional 3	Fairbanks	FT		APT - Exempt Employees	38.5%	58,700	22,600	81,300	-
418001	Research Professional 3	Fairbanks	FT		APT - Exempt Employees	38.5%	75,300	28,991	104,291	-
418004	Research Technician 3	Fairbanks	FT		PERS - Classified	48.6%	46,300	22,502	68,802	5,323
418005	Research Professional 4	Fairbanks	FT		APT - Exempt Employees	38.5%	87,400	33,649	121,049	-
418006	IS Professional 3A	Fairbanks	FT		APT - Exempt Employees	38.5%	58,700	22,600	81,300	-

Component: Fairbanks Campus (741)
RDU: University of Alaska Fairbanks (236)
Notes:
1. If a position is split, an asterisk (*) will appear in the Split/Count column. If the split position is also counted in the component, two asterisks (**) will appear in the column.
2. "Pool" PCN refers to UA temporary positions, such as adjunct faculty; student employees; and other non-permanent staff. Multiple incumbents may share the same labor pool position number

PCN	Job Class Title	Location	Time Status	Split/ Count	Employee Class	Benefit Rate	Annual Budgeted Salary	Annual Benefits	Total Costs	UGF Estimate
418007	IS Professional 2A	Fairbanks	FT		PERS - Classified	48.6%	54,000	26,244	80,244	-
418008	Research Professor	Fairbanks	FT		United Academics BU	28.3%	122,800	34,752	157,552	-
418009	IS Professional 4A	Fairbanks	FT		APT - Exempt Employees	38.5%	64,200	24,717	88,917	-
418010	Communications Specialist 2	Fairbanks	FT		PERS - Classified	48.6%	50,100	24,349	74,449	21,964
418012	IS Professional 4A	Fairbanks	FT		APT - Exempt Employees	38.5%	81,500	31,378	112,878	-
418013	IS Professional 4A	Fairbanks	FT		APT - Exempt Employees	38.5%	64,200	24,717	88,917	-
418014	IS Professional 4A	Fairbanks	FT		APT - Exempt Employees	38.5%	64,200	24,717	88,917	-
418016	Fac Engineering 4	Fairbanks	FT		APT - Exempt Employees	38.5%	64,200	24,717	88,917	-
418018	Admin Generalist 3	Fairbanks	FT		PERS - Classified	48.6%	40,200	19,537	59,737	-
418019	Administrative Professional 4	Fairbanks	FT		APT - Exempt Employees	38.5%	72,400	27,874	100,274	-
418020	Research Technician 3	Fairbanks	FT		PERS - Classified	48.6%	52,100	25,321	77,421	5,255
418021	Research Technician 3	Fairbanks	FT		PERS - Classified	48.6%	52,100	25,321	77,421	-
418022	Research Technician 4	Fairbanks	FT		PERS - Classified	48.6%	66,800	32,465	99,265	-
418023	Fiscal Manager 2	Fairbanks	FT		APT - Exempt Employees	38.5%	41,900	16,132	58,032	-
418024	IS Professional 4A	Fairbanks	FT		APT - Exempt Employees	38.5%	64,200	24,717	88,917	-
418025	IS Professional 2A	Fairbanks	FT		PERS - Classified	48.6%	100	-	100	-
418026	Research Technician 4	Fairbanks	FT		PERS - Classified	48.6%	100	-	100	-
418028	Administrative Professional 3	Fairbanks	FT		APT - Exempt Employees	38.5%	64,200	24,717	88,917	-
418029	Research Professional 2	Fairbanks	FT		APT - Exempt Employees	38.5%	54,200	20,867	75,067	-
418030	IS Professional 3A	Fairbanks	FT		APT - Exempt Employees	38.5%	58,700	22,600	81,300	-
418031	IS Professional 4A	Fairbanks	FT		APT - Exempt Employees	38.5%	64,200	24,717	88,917	-
418032	IS Professional 2A	Fairbanks	FT		PERS - Classified	48.6%	54,200	26,341	80,541	-
418033	IS Professional 4A	Fairbanks	FT		APT - Exempt Employees	38.5%	64,200	24,717	88,917	-
418044	IS Professional 4A	Fairbanks	FT		APT - Exempt Employees	38.5%	81,500	31,378	112,878	-
418045	IS Professional 3A	Fairbanks	FT		APT - Exempt Employees	38.5%	58,700	22,600	81,300	-
418046	Administrative Professional 3	Fairbanks	FT		APT - Exempt Employees	38.5%	86,600	33,341	119,941	-
418047	IS Professional 3A	Fairbanks	FT		APT - Exempt Employees	38.5%	66,800	25,718	92,518	-
418048	Executive Director	Fairbanks	FT		Sr. Administrator	24.6%	164,600	40,492	205,092	-
420101	Term Instructor	Fairbanks	FT		United Academics BU	28.3%	74,000	20,942	94,942	43,047
420102	Research Professor	Fairbanks	FT		United Academics BU	28.3%	104,609	29,604	134,213	21,878
420104	Term Assoc Professor	Fairbanks	FT		United Academics BU	28.3%	81,400	23,036	104,436	47,351
420105	Term Asst Professor	Fairbanks	FT		United Academics BU	28.3%	72,000	20,376	92,376	41,883
420106	Term Asst Professor	Fairbanks	FT		United Academics BU	28.3%	74,000	20,942	94,942	43,047
420107	Term Instructor	Fairbanks	FT		United Academics BU	28.3%	50,691	14,346	65,037	29,488
420108	Visiting Asst Professor	Fairbanks	FT		United Academics BU	28.3%	65,255	18,467	83,722	37,960

Component: Fairbanks Campus (741)
RDU: University of Alaska Fairbanks (236)
Notes:
1. If a position is split, an asterisk (*) will appear in the Split/Count column. If the split position is also counted in the component, two asterisks (**) will appear in the column.
2. "Pool" PCN refers to UA temporary positions, such as adjunct faculty; student employees; and other non-permanent staff. Multiple incumbents may share the same labor pool position number

PCN	Job Class Title	Location	Time Status	Split/ Count	Employee Class	Benefit Rate	Annual Budgeted Salary	Annual Benefits	Total Costs	UGF Estimate
420109	Term Instructor	Fairbanks	FT		United Academics BU	28.3%	72,271	20,453	92,724	42,041
420113	Term Asst Professor	Fairbanks	FT		United Academics BU	28.3%	74,000	20,942	94,942	43,047
420701	Research Profess 2 (NonExempt)	Fairbanks	PT		PERS - Classified	48.6%	54,711	26,590	81,301	-
420702	Admin Specialist 3	Fairbanks	FT		APT - Exempt Employees	38.5%	49,527	19,068	68,595	-
420705	Admin Specialist 3	Fairbanks	PT		APT - Exempt Employees	38.5%	29,476	11,348	40,824	9,255
420706	Research Professional 3	Fairbanks	FT		APT - Exempt Employees	38.5%	64,425	24,804	89,229	-
420801	Research Professional 4	Fairbanks	FT		APT - Exempt Employees	38.5%	97,500	37,538	135,038	-
420802	Research Technician 2	Fairbanks	PT		PERS - Classified	48.6%	20,595	10,009	30,604	-
420803	Research Technician 4	Fairbanks	FT		PERS - Classified	48.6%	54,969	26,715	81,684	37,036
420804	Admin Generalist 3	Fairbanks	FT		PERS - Classified	48.6%	50,242	24,418	74,660	16,925
421102	Research Asst Professor	Fairbanks	FT	*	United Academics BU	28.3%	29,000	8,207	37,207	1,978
421300	Director (Academic-Faculty)	Fairbanks	FT		Non-Represented Faculty	24.6%	156,000	38,376	194,376	44,065
421704	Administrative Professional 1	Fairbanks	FT		APT - Exempt Employees	38.5%	56,500	21,753	78,253	-
422100	Term Asst Professor	Fairbanks	PT		United Academics BU	28.3%	70,000	19,810	89,810	989
422104	Research Assoc Professor	Fairbanks	PT		United Academics BU	28.3%	49,500	14,009	63,509	4,712
422700	IS Consultant 3A	Fairbanks	FT		APT - Exempt Employees	38.5%	75,600	29,106	104,706	4,773
422703	Administrative Professional 3	Fairbanks	FT		APT - Exempt Employees	38.5%	77,800	29,953	107,753	48,855
422800	Campus Services Generalist 4	Fairbanks	PT		PERS - Classified	48.6%	25,300	12,296	37,596	17,046
422805	Communications Specialist 3	Fairbanks	FT		PERS - Classified	48.6%	53,300	25,904	79,204	3,571
422807	Research Technician 4	Fairbanks	FT		PERS - Classified	48.6%	58,300	28,334	86,634	-
423100	Professor	Fairbanks	FT		United Academics BU	28.3%	153,359	43,401	196,760	22,303
423102	Associate Professor	Fairbanks	FT		United Academics BU	28.3%	100	-	100	-
423103	Research Asst Professor	Fairbanks	FT		United Academics BU	28.3%	93,600	26,489	120,089	-
423105	Research Asst Professor	Fairbanks	FT		United Academics BU	28.3%	95,000	26,885	121,885	-
423801	Instructional Designer 3	Fairbanks	FT		APT - Exempt Employees	38.5%	70,100	26,989	97,089	15,950
424300	Director (Academic-Faculty)	Fairbanks	FT		Non-Represented Faculty	24.6%	134,500	33,087	167,587	57,002
424700	Library Professional 3	Fairbanks	FT		APT - Exempt Employees	38.5%	76,800	29,568	106,368	24,114
424702	Library Professional 3	Fairbanks	FT		APT - Exempt Employees	38.5%	76,800	29,568	106,368	36,171
424703	Library Professional 3	Fairbanks	FT		APT - Exempt Employees	38.5%	68,800	26,488	95,288	32,403
424704	Admin Specialist 4	Fairbanks	PT		APT - Exempt Employees	38.5%	52,300	20,136	72,436	24,616
424705	Library Professional 2	Fairbanks	FT		APT - Exempt Employees	38.5%	66,200	25,487	91,687	-
424802	Admin Specialist 1	Fairbanks	PT		PERS - Classified	48.6%	27,400	13,316	40,716	18,461
424803	Admin Specialist 1	Fairbanks	FT		PERS - Classified	48.6%	46,000	22,356	68,356	-
424804	Library Professional 2	Fairbanks	FT		APT - Exempt Employees	38.5%	67,500	25,988	93,488	-
424805	Admin Specialist 4	Fairbanks	FT		APT - Exempt Employees	38.5%	76,800	29,568	106,368	48,227

Component: Fairbanks Campus (741)
RDU: University of Alaska Fairbanks (236)
Notes:
1. If a position is split, an asterisk (*) will appear in the Split/Count column. If the split position is also counted in the component, two asterisks (**) will appear in the column.
2. "Pool" PCN refers to UA temporary positions, such as adjunct faculty; student employees; and other non-permanent staff. Multiple incumbents may share the same labor pool position number

PCN	Job Class Title	Location	Time Status	Split/ Count	Employee Class	Benefit Rate	Annual Budgeted Salary	Annual Benefits	Total Costs	UGF Estimate
424806	Admin Specialist 3	Fairbanks	FT		PERS - Classified	48.6%	61,100	29,695	90,795	41,166
424807	Campus Services Retail 4 (NE)	Fairbanks	FT		PERS - Classified	48.6%	51,600	25,078	76,678	34,766
424808	Admin Specialist 3	Fairbanks	FT		APT - Exempt Employees	38.5%	66,100	25,449	91,549	31,147
424809	Communications Specialist 3	Fairbanks	FT		PERS - Classified	48.6%	59,900	29,111	89,011	40,358
424812	Admin Specialist 4	Fairbanks	FT		APT - Exempt Employees	38.5%	68,100	26,219	94,319	42,764
424815	Library Professional 4	Fairbanks	FT		APT - Exempt Employees	38.5%	87,400	33,649	121,049	54,884
424816	Campus Services Retail 2	Fairbanks	FT		PERS - Classified	48.6%	39,000	18,954	57,954	26,276
424820	Student Svcs Professional 3	Fairbanks	FT		APT - Exempt Employees	38.5%	51,075	19,664	70,739	-
433700	Instructional Designer 3	Fairbanks	FT		APT - Exempt Employees	38.5%	20,400	7,854	28,254	-
433705	Administrative Professional 1	Fairbanks	FT		APT - Exempt Employees	38.5%	27,700	10,665	38,365	-
433800	Student Svcs Manager 1	Fairbanks	FT		APT - Exempt Employees	38.5%	55,544	21,384	76,928	13,254
435800	Admin Generalist 4	Fairbanks	FT		PERS - Classified	48.6%	51,260	24,912	76,172	-
436501	Crafts & Trades I (CT1)	Fairbanks	FT		AHECTE- Labor Trades & Crafts	47.2%	52,875	24,957	77,832	21,823
436502	Fac Engineering 4	Fairbanks	FT		APT - Exempt Employees	38.5%	65,500	25,218	90,718	41,131
436504	Crafts & Trades II (CT2)	Fairbanks	FT		AHECTE- Labor Trades & Crafts	47.2%	57,200	26,998	84,198	-
436708	Fac Engineering 6	Fairbanks	FT		APT - Exempt Employees	38.5%	101,500	39,078	140,578	63,738
436713	Fac Engineering 1	Fairbanks	FT		PERS - Classified	48.6%	56,992	27,698	84,690	38,399
436715	Fac Engineering 4	Fairbanks	FT		APT - Exempt Employees	38.5%	83,991	32,337	116,328	52,743
436716	Fac Engineering 2	Fairbanks	FT		PERS - Classified	48.6%	64,200	31,201	95,401	43,255
436717	Fac Engineering 1	Fairbanks	FT		PERS - Classified	48.6%	50,600	24,592	75,192	34,092
436801	FAC Svcs Drafting 3	Fairbanks	FT		PERS - Classified	48.6%	52,100	25,321	77,421	35,103
436803	Fac Engineering 2	Fairbanks	FT		PERS - Classified	48.6%	64,200	31,201	95,401	43,255
436806	Fac Svcs-MO&U Supervisor 2	Fairbanks	FT		PERS - Classified	48.6%	45,408	22,068	67,476	30,594
436807	Admin Generalist 4	Fairbanks	FT		PERS - Classified	48.6%	46,280	22,492	68,772	31,181
436808	Communications Specialist 3	Fairbanks	FT		PERS - Classified	48.6%	74,600	36,256	110,856	50,262
436809	Fac Engineering 2	Fairbanks	FT		PERS - Classified	48.6%	64,200	31,201	95,401	43,255
436810	Fac Engineering 4	Fairbanks	FT		APT - Exempt Employees	38.5%	84,000	32,340	116,340	52,749
436811	Fac Engineering 2	Fairbanks	FT		PERS - Classified	48.6%	60,500	29,403	89,903	40,762
436814	Fac Engineering 2	Fairbanks	FT		PERS - Classified	48.6%	58,200	28,285	86,485	39,212
436816	Admin Specialist 2	Fairbanks	FT		PERS - Classified	48.6%	61,200	29,743	90,943	41,234
436821	Admin Specialist 2	Fairbanks	FT		PERS - Classified	48.6%	57,000	27,702	84,702	38,404
436824	Admin Generalist 3	Fairbanks	FT		PERS - Classified	48.6%	61,866	30,067	91,933	41,682
436829	Admin Specialist 2	Fairbanks	FT		PERS - Classified	48.6%	70,200	34,117	104,317	47,298
437500	Crafts & Trades I (CT1)	Fairbanks	FT		AHECTE- Labor Trades & Crafts	47.2%	48,839	23,052	71,891	32,595
437801	Fiscal Technician 2	Fairbanks	FT		PERS - Classified	48.6%	42,700	20,752	63,452	-

Component: Fairbanks Campus (741)
RDU: University of Alaska Fairbanks (236)
Notes:
1. If a position is split, an asterisk (*) will appear in the Split/Count column. If the split position is also counted in the component, two asterisks (**) will appear in the column.
2. "Pool" PCN refers to UA temporary positions, such as adjunct faculty; student employees; and other non-permanent staff. Multiple incumbents may share the same labor pool position number

PCN	Job Class Title	Location	Time Status	Split/ Count	Employee Class	Benefit Rate	Annual Budgeted Salary	Annual Benefits	Total Costs	UGF Estimate
438800	Fac Engineering 1	Fairbanks	FT		PERS - Classified	48.6%	52,700	25,612	78,312	35,507
438802	Communications Specialist 4	Fairbanks	FT		APT - Exempt Employees	38.5%	55,400	21,329	76,729	17,395
438803	Fiscal Professional 2	Fairbanks	FT		APT - Exempt Employees	38.5%	66,200	25,487	91,687	-
440100	Research Asst Professor	Fairbanks	FT		United Academics BU	28.3%	94,700	26,800	121,500	13,787
440101	Assistant Professor	Fairbanks	FT		United Academics BU	28.3%	146,000	41,318	187,318	21,233
440300	Director (Academic-Faculty)	Fairbanks	FT		Non-Represented Faculty	24.6%	162,200	39,901	202,101	27,512
440702	Fiscal Manager 2	Fairbanks	FT		APT - Exempt Employees	38.5%	102,918	39,623	142,541	-
440704	Administrative Management 2	Fairbanks	FT		APT - Exempt Employees	38.5%	91,800	35,343	127,143	4,019
440707	Research Professional 2	Fairbanks	FT		APT - Exempt Employees	38.5%	61,800	23,793	85,593	-
440708	IS Professional 3A	Fairbanks	FT		APT - Exempt Employees	38.5%	64,800	24,948	89,748	-
440711	Fiscal Manager 2	Fairbanks	FT		APT - Exempt Employees	38.5%	106,670	41,068	147,738	4,691
440713	IS Professional 5A	Fairbanks	FT		APT - Exempt Employees	38.5%	101,500	39,078	140,578	-
440720	Training & Development 3	Fairbanks	FT		PERS - Classified	48.6%	53,700	26,098	79,798	-
440800	Communications Specialist 4	Fairbanks	PT		APT - Exempt Employees	38.5%	53,700	20,675	74,375	-
440801	Administrative Management 2	Fairbanks	FT		APT - Exempt Employees	38.5%	105,006	40,427	145,433	-
440802	Director (Academic-Faculty)	Fairbanks	FT		Non-Represented Faculty	24.6%	140,383	34,534	174,917	70,453
440806	Administrative Management 1	Fairbanks	FT		APT - Exempt Employees	38.5%	78,400	30,184	108,584	49,232
440807	Admin Specialist 2	Fairbanks	PT		PERS - Classified	48.6%	38,700	18,808	57,508	26,074
440809	IS Consultant 2A	Fairbanks	FT		PERS - Classified	48.6%	100	-	100	-
441700	IS Professional 3A	Fairbanks	FT		APT - Exempt Employees	38.5%	66,000	25,410	91,410	-
441704	Fiscal Manager 2	Fairbanks	FT		APT - Exempt Employees	38.5%	73,400	28,259	101,659	46,092
441707	IS Professional 3A	Fairbanks	FT		APT - Exempt Employees	38.5%	86,600	33,341	119,941	27,442
441708	IS Professional 3A	Fairbanks	PT		APT - Exempt Employees	38.5%	74,600	28,721	103,321	-
441709	Research Professional 2	Fairbanks	FT		APT - Exempt Employees	38.5%	73,000	28,105	101,105	-
441710	IS Professional 5A	Fairbanks	FT		APT - Exempt Employees	38.5%	107,700	41,465	149,165	-
441713	Research Professional 3	Fairbanks	FT		APT - Exempt Employees	38.5%	53,000	20,405	73,405	-
441802	Admin Specialist 2	Fairbanks	FT		PERS - Classified	48.6%	53,700	26,098	79,798	7,546
441805	Admin Specialist 3	Fairbanks	FT		APT - Exempt Employees	38.5%	60,500	23,293	83,793	37,992
441810	Broadcast/Media Technician 4	Fairbanks	FT		PERS - Classified	48.6%	57,600	27,994	85,594	19,404
441820	Communications Specialist 2	Fairbanks	FT		PERS - Classified	48.6%	22,700	11,032	33,732	15,294
450100	Research Asst Professor	Fairbanks	FT		United Academics BU	28.3%	105,736	29,923	135,659	46,131
450106	Research Professor	Fairbanks	PT		United Academics BU	28.3%	78,318	22,164	100,482	6,834
450109	Associate Professor	Fairbanks	PT		United Academics BU	28.3%	53,168	15,047	68,215	5,103
450114	Research Asst Professor	Fairbanks	FT		United Academics BU	28.3%	94,433	26,725	121,158	4,944
450120	Research Technician 3	Fairbanks	FT		PERS - Classified	48.6%	53,369	25,937	79,306	-

Component: Fairbanks Campus (741)
RDU: University of Alaska Fairbanks (236)
Notes:
1. If a position is split, an asterisk (*) will appear in the Split/Count column. If the split position is also counted in the component, two asterisks (**) will appear in the column.
2. "Pool" PCN refers to UA temporary positions, such as adjunct faculty; student employees; and other non-permanent staff. Multiple incumbents may share the same labor pool position number

PCN	Job Class Title	Location	Time Status	Split/ Count	Employee Class	Benefit Rate	Annual Budgeted Salary	Annual Benefits	Total Costs	UGF Estimate
450201	Research Asst Professor	Fairbanks	FT		United Academics BU	28.3%	81,304	23,009	104,313	23,648
450500	Crafts & Trades I (CT1)	Fairbanks	FT		AHECTE- Labor Trades & Crafts	47.2%	61,784	29,162	90,946	-
450501	Crafts & Trades III (CT3)	Fairbanks	FT		AHECTE- Labor Trades & Crafts	47.2%	74,712	35,264	109,976	-
450502	Crafts & Trades I (CT1)	Fairbanks	FT		AHECTE- Labor Trades & Crafts	47.2%	58,973	27,835	86,808	-
450503	Crafts & Trades I (CT1)	Fairbanks	FT		AHECTE- Labor Trades & Crafts	47.2%	55,203	26,056	81,259	-
450700	Research Professional 2	Fairbanks	FT		APT - Exempt Employees	38.5%	77,089	29,679	106,768	-
450701	Crafts & Trades III (CT3)	Fairbanks	FT		AHECTE- Labor Trades & Crafts	47.2%	61,900	29,217	91,117	41,312
450702	Research Technician 4	Fairbanks	FT		PERS - Classified	48.6%	63,809	31,011	94,820	-
450703	Research Asst Professor	Fairbanks	FT		United Academics BU	28.3%	76,548	21,663	98,211	5,344
450704	Research Professional 4	Fairbanks	FT		APT - Exempt Employees	38.5%	74,771	28,787	103,558	46,953
450705	Administrative Management 2	Fairbanks	FT		APT - Exempt Employees	38.5%	92,248	35,515	127,763	28,964
450708	Research Technician 3	Fairbanks	FT		PERS - Classified	48.6%	46,416	22,558	68,974	-
450709	Administrative Management 2	Fairbanks	FT		APT - Exempt Employees	38.5%	68,419	26,341	94,760	-
450713	Fiscal Professional 2	Fairbanks	FT		APT - Exempt Employees	38.5%	74,771	28,787	103,558	35,215
450714	Athletics Facs, Ops & Pgms 3	Fairbanks	FT		APT - Exempt Employees	38.5%	54,228	20,878	75,106	-
450800	Environmental Health/Safety 2	Fairbanks	FT		APT - Exempt Employees	38.5%	63,809	24,566	88,375	-
450802	Research Professional 3	Fairbanks	FT		APT - Exempt Employees	38.5%	64,457	24,816	89,273	-
450803	Admin Specialist 2	Fairbanks	FT		PERS - Classified	48.6%	70,470	34,248	104,718	-
450805	Fiscal Professional 1	Fairbanks	FT		PERS - Classified	48.6%	63,162	30,697	93,859	42,556
450807	IS Professional 3A	Fairbanks	PT		APT - Exempt Employees	38.5%	48,828	18,799	67,627	-
450808	IS Professional 3A	Fairbanks	FT		APT - Exempt Employees	38.5%	60,155	23,160	83,315	-
450809	IS Professional 2A	Fairbanks	FT		PERS - Classified	48.6%	69,113	33,589	102,702	-
450810	Research Asst Professor	Fairbanks	PT		United Academics BU	28.3%	63,423	17,949	81,372	4,704
450811	Admin Specialist 3	Fairbanks	FT		APT - Exempt Employees	38.5%	68,403	26,335	94,738	-
450814	Research Professional 3	Fairbanks	FT		APT - Exempt Employees	38.5%	75,586	29,101	104,687	-
450815	Admin Specialist 4	Fairbanks	FT		APT - Exempt Employees	38.5%	80,221	30,885	111,106	-
450817	Research Professional 2	Fairbanks	FT		APT - Exempt Employees	38.5%	72,642	27,967	100,609	-
450818	Research Technician 4	Fairbanks	FT		PERS - Classified	48.6%	65,751	31,955	97,706	-
450819	Admin Specialist 2	Fairbanks	PT		PERS - Classified	48.6%	44,416	21,586	66,002	7,481
450820	Research Professional 3	Fairbanks	FT		APT - Exempt Employees	38.5%	80,221	30,885	111,106	-
450821	Research Technician 2	Fairbanks	FT		PERS - Classified	48.6%	34,126	16,585	50,711	-
450822	Fiscal Professional 4	Fairbanks	FT		APT - Exempt Employees	38.5%	74,771	28,787	103,558	-
450823	Fiscal Technician 3	Fairbanks	FT		PERS - Classified	48.6%	46,416	22,558	68,974	31,273
450824	Research Technician 3	Fairbanks	FT		PERS - Classified	48.6%	68,403	33,244	101,647	-
450827	Professor	Fairbanks	PT		Non-Represented Faculty	24.6%	66,440	16,344	82,784	4,786

Component: Fairbanks Campus (741)
RDU: University of Alaska Fairbanks (236)
Notes:
1. If a position is split, an asterisk (*) will appear in the Split/Count column. If the split position is also counted in the component, two asterisks (**) will appear in the column.
2. "Pool" PCN refers to UA temporary positions, such as adjunct faculty; student employees; and other non-permanent staff. Multiple incumbents may share the same labor pool position number

PCN	Job Class Title	Location	Time Status	Split/ Count	Employee Class	Benefit Rate	Annual Budgeted Salary	Annual Benefits	Total Costs	UGF Estimate
450829	Research Technician 3	Fairbanks	FT		PERS - Classified	48.6%	58,380	28,373	86,753	-
450830	Research Technician 2	Fairbanks	FT		PERS - Classified	48.6%	62,222	30,240	92,462	-
450831	IS Professional 3A	Fairbanks	FT		APT - Exempt Employees	38.5%	65,104	25,065	90,169	-
450832	Research Technician 4	Fairbanks	FT		PERS - Classified	48.6%	53,370	25,938	79,308	17,979
450833	Fiscal Technician 3	Fairbanks	FT		PERS - Classified	48.6%	46,416	22,558	68,974	-
450834	Research Professional 4	Fairbanks	FT		APT - Exempt Employees	38.5%	84,313	32,461	116,774	-
450837	Research Technician 3	Fairbanks	FT		PERS - Classified	48.6%	47,356	23,015	70,371	-
450838	Research Professional 2	Fairbanks	FT		APT - Exempt Employees	38.5%	78,154	30,089	108,243	-
450839	Research Professional 5	Fairbanks	PT		APT - Exempt Employees	38.5%	81,687	31,449	113,136	-
450840	Admin Specialist 3	Fairbanks	FT		APT - Exempt Employees	38.5%	87,738	33,779	121,517	-
450842	Fiscal Technician 2	Fairbanks	FT		PERS - Classified	48.6%	65,751	31,955	97,706	-
450843	Research Technician 2	Fairbanks	FT		PERS - Classified	48.6%	56,877	27,642	84,519	-
450849	Research Technician 3	Fairbanks	FT		PERS - Classified	48.6%	71,472	34,735	106,207	-
450850	Campus Services Generalist 3	Fairbanks	PT		PERS - Classified	48.6%	26,685	12,969	39,654	-
450851	Research Technician 1	Fairbanks	FT		PERS - Classified	48.6%	37,688	18,316	56,004	-
450852	Research Technician 3	Fairbanks	FT		PERS - Classified	48.6%	46,416	22,558	68,974	-
450853	Administrative Management 2	Fairbanks	FT		APT - Exempt Employees	38.5%	97,927	37,702	135,629	-
450854	Research Technician 4	Fairbanks	FT		PERS - Classified	48.6%	50,780	24,679	75,459	-
450860	Communications Specialist 4	Fairbanks	FT		APT - Exempt Employees	38.5%	60,155	23,160	83,315	37,775
451104	Research Asst Professor	Fairbanks	PT		United Academics BU	28.3%	87,200	24,678	111,878	8,609
451105	Research Technician 3	Fairbanks	FT		PERS - Classified	48.6%	55,900	27,167	83,067	-
451106	Research Asst Professor	Fairbanks	FT		United Academics BU	28.3%	104,001	29,432	133,433	24,200
451107	Research Asst Professor	Fairbanks	PT		United Academics BU	28.3%	34,700	9,820	44,520	-
451303	Director (Academic-Faculty)	Fairbanks	FT		Non-Represented Faculty	24.6%	121,800	29,963	151,763	50,223
451701	IS Professional 5A	Fairbanks	FT		APT - Exempt Employees	38.5%	76,800	29,568	106,368	-
451702	Marine Engineering 7	Fairbanks	FT		APT - Exempt Employees	38.5%	94,100	36,229	130,329	59,091
451704	Research Professional 2	Fairbanks	PT		APT - Exempt Employees	38.5%	58,600	22,561	81,161	-
451705	Research Asst Professor	Fairbanks	FT		United Academics BU	28.3%	123,600	34,979	158,579	12,216
451706	Admin Specialist 3	Fairbanks	FT		APT - Exempt Employees	38.5%	58,700	22,600	81,300	-
451710	IS Professional 6A	Fairbanks	FT		APT - Exempt Employees	38.5%	117,700	45,315	163,015	-
451711	Admin Specialist 2	Fairbanks	PT		PERS - Classified	48.6%	27,300	13,268	40,568	-
451712	Training & Development 4	Fairbanks	FT		APT - Exempt Employees	38.5%	92,600	35,651	128,251	29,075
451713	Training & Development 4	Fairbanks	FT		APT - Exempt Employees	38.5%	94,600	36,421	131,021	59,405
451714	Training & Development 4	Fairbanks	FT		APT - Exempt Employees	38.5%	93,700	36,075	129,775	58,840
451715	Training & Development 4	Fairbanks	FT		APT - Exempt Employees	38.5%	94,600	36,421	131,021	59,405

Component: Fairbanks Campus (741)
RDU: University of Alaska Fairbanks (236)
Notes:
1. If a position is split, an asterisk (*) will appear in the Split/Count column. If the split position is also counted in the component, two asterisks (**) will appear in the column.
2. "Pool" PCN refers to UA temporary positions, such as adjunct faculty; student employees; and other non-permanent staff. Multiple incumbents may share the same labor pool position number

PCN	Job Class Title	Location	Time Status	Split/ Count	Employee Class	Benefit Rate	Annual Budgeted Salary	Annual Benefits	Total Costs	UGF Estimate
451750	Research Technician 3	Fairbanks	FT		PERS - Classified	48.6%	46,800	22,745	69,545	-
451800	Research Professional 1	Fairbanks	FT		PERS - Classified	48.6%	50,600	24,592	75,192	-
451802	Training & Development 2	Fairbanks	FT		PERS - Classified	48.6%	63,800	31,007	94,807	-
451804	Admin Specialist 1	Fairbanks	FT		PERS - Classified	48.6%	47,769	23,216	70,985	31,241
451805	Research Professional 2	Fairbanks	FT		APT - Exempt Employees	38.5%	61,000	23,485	84,485	-
451806	Research Professional 1	Fairbanks	FT		PERS - Classified	48.6%	52,600	25,564	78,164	-
451808	Research Technician 2	Fairbanks	FT		PERS - Classified	48.6%	41,000	19,926	60,926	-
451810	IS Net Technician 7	Fairbanks	FT		PERS - Classified	48.6%	100	-	100	-
451811	Research Technician 3	Fairbanks	PT		PERS - Classified	48.6%	35,400	17,204	52,604	-
451812	Training & Development 3	Fairbanks	FT		PERS - Classified	48.6%	53,200	25,855	79,055	-
451814	Admin Generalist 4	Fairbanks	PT		PERS - Classified	48.6%	42,400	20,606	63,006	14,284
451818	Training & Development 2	Fairbanks	FT		PERS - Classified	48.6%	100	-	100	-
451819	Admin Generalist 4	Fairbanks	FT		PERS - Classified	48.6%	59,900	29,111	89,011	40,358
451820	Administrative Management 3	Fairbanks	FT		APT - Exempt Employees	38.5%	88,300	33,996	122,296	3,328
451821	Training & Development 1	Fairbanks	FT		PERS - Classified	48.6%	18,200	8,845	27,045	-
451822	Training & Development 1	Fairbanks	PT		PERS - Classified	48.6%	18,800	9,137	27,937	-
451823	Research Asst Professor	Fairbanks	FT		United Academics BU	28.3%	82,000	23,206	105,206	-
452100	Research Technician 2	Fairbanks	FT		PERS - Classified	48.6%	20,600	10,012	30,612	-
452102	Research Professor	Fairbanks	FT		United Academics BU	28.3%	158,600	44,884	203,484	15,357
452103	Research Assoc Professor	Fairbanks	FT		United Academics BU	28.3%	99,896	28,271	128,167	35,366
452104	Assistant Professor	Fairbanks	FT		United Academics BU	28.3%	106,900	30,253	137,153	31,122
452108	Research Assoc Professor	Fairbanks	PT		United Academics BU	28.3%	55,900	15,820	71,720	5,933
452110	Research Asst Professor	Fairbanks	FT		United Academics BU	28.3%	111,300	31,498	142,798	17,335
452112	Research Assoc Professor	Fairbanks	FT		United Academics BU	28.3%	93,700	26,517	120,217	9,773
452113	Research Assoc Professor	Fairbanks	FT		United Academics BU	28.3%	128,560	36,382	164,942	12,623
452114	Research Asst Professor	Fairbanks	FT		United Academics BU	28.3%	83,500	23,631	107,131	10,820
452116	Research Asst Professor	Fairbanks	FT		United Academics BU	28.3%	107,700	30,479	138,179	15,532
452117	Research Asst Professor	Fairbanks	FT		United Academics BU	28.3%	101,200	28,640	129,840	5,992
452700	Marine Engineering 5	Fairbanks	FT		PERS - Classified	48.6%	67,100	32,611	99,711	45,209
452701	Communications Specialist 4	Fairbanks	FT		APT - Exempt Employees	38.5%	58,400	22,484	80,884	36,673
452702	Research Professional 2	Fairbanks	PT		APT - Exempt Employees	38.5%	65,500	25,218	90,718	-
452704	Research Professional 3	Fairbanks	FT		APT - Exempt Employees	38.5%	88,300	33,996	122,296	-
452705	Research Professional 2	Fairbanks	FT		APT - Exempt Employees	38.5%	65,500	25,218	90,718	41,131
452706	Research Professional 2	Fairbanks	FT		APT - Exempt Employees	38.5%	67,400	25,949	93,349	-
452707	Administrative Management 4	Fairbanks	FT		APT - Exempt Employees	38.5%	59,000	22,715	81,715	37,050

Component: Fairbanks Campus (741)
RDU: University of Alaska Fairbanks (236)
Notes:
1. If a position is split, an asterisk (*) will appear in the Split/Count column. If the split position is also counted in the component, two asterisks (**) will appear in the column.
2. "Pool" PCN refers to UA temporary positions, such as adjunct faculty; student employees; and other non-permanent staff. Multiple incumbents may share the same labor pool position number

PCN	Job Class Title	Location	Time Status	Split/ Count	Employee Class	Benefit Rate	Annual Budgeted Salary	Annual Benefits	Total Costs	UGF Estimate
452708	Research Professional 4	Fairbanks	FT		APT - Exempt Employees	38.5%	66,200	25,487	91,687	-
452709	Research Professional 5	Fairbanks	FT		APT - Exempt Employees	38.5%	88,300	33,996	122,296	13,878
452710	Marine Deck 5	Fairbanks	FT		PERS - Classified	48.6%	63,800	31,007	94,807	42,986
452711	Research Asst Professor	Fairbanks	FT		United Academics BU	28.3%	95,950	27,154	123,104	-
452712	Research Professional 4	Fairbanks	FT		APT - Exempt Employees	38.5%	74,800	28,798	103,598	-
452713	Research Professional 3	Fairbanks	FT		APT - Exempt Employees	38.5%	18,886	7,271	26,157	11,860
452714	Research Professional 4	Fairbanks	FT		APT - Exempt Employees	38.5%	90,100	34,689	124,789	-
452717	Research Professional 3	Fairbanks	FT		APT - Exempt Employees	38.5%	60,100	23,139	83,239	-
452718	Marine Engineering 6	Fairbanks	FT		APT - Exempt Employees	38.5%	71,600	27,566	99,166	44,962
452719	Marine Deck 7	Fairbanks	FT		APT - Exempt Employees	38.5%	103,500	39,848	143,348	64,994
452720	Marine Engineering 7	Fairbanks	FT		APT - Exempt Employees	38.5%	99,500	38,308	137,808	62,482
452721	Research Professional 2	Fairbanks	FT		APT - Exempt Employees	38.5%	79,900	30,762	110,662	50,174
452722	Marine Deck 7	Fairbanks	FT		APT - Exempt Employees	38.5%	91,000	35,035	126,035	57,144
452723	Marine Engineering 4	Fairbanks	FT		PERS - Classified	48.6%	50,800	24,689	75,489	34,227
452724	Marine Deck 4	Fairbanks	FT		PERS - Classified	48.6%	50,800	24,689	75,489	34,227
452725	Marine Steward 3	Fairbanks	FT		PERS - Classified	48.6%	55,500	26,973	82,473	37,393
452726	Administrative Professional 3	Fairbanks	FT		APT - Exempt Employees	38.5%	105,000	40,425	145,425	65,936
452728	Research Professional 2	Fairbanks	FT		APT - Exempt Employees	38.5%	65,500	25,218	90,718	41,131
452732	Marine Deck 6	Fairbanks	FT		APT - Exempt Employees	38.5%	68,800	26,488	95,288	43,204
452733	Research Professional 2	Fairbanks	FT		APT - Exempt Employees	38.5%	58,700	22,600	81,300	-
452800	Research Professional 3	Fairbanks	FT		APT - Exempt Employees	38.5%	59,900	23,062	82,962	-
452804	Research Professional 2	Fairbanks	FT		APT - Exempt Employees	38.5%	55,300	21,291	76,591	-
452805	Research Technician 4	Fairbanks	FT		PERS - Classified	48.6%	77,200	37,519	114,719	-
452806	Marine Engineering 2	Fairbanks	FT		PERS - Classified	48.6%	42,000	20,412	62,412	28,298
452807	Marine Engineering 2	Fairbanks	FT		PERS - Classified	48.6%	35,700	17,350	53,050	24,053
452808	Stu Svcs Profess 2 (Exempt)	Fairbanks	FT		APT - Exempt Employees	38.5%	51,800	19,943	71,743	32,528
452810	Marine Engineering 2	Fairbanks	FT		PERS - Classified	48.6%	36,500	17,739	54,239	24,592
452812	Administrative Professional 2	Fairbanks	FT		APT - Exempt Employees	38.5%	60,741	23,385	84,126	-
452813	Admin Generalist 4	Fairbanks	FT		PERS - Classified	48.6%	48,800	23,717	72,517	32,879
452814	Admin Specialist 2	Fairbanks	FT		PERS - Classified	48.6%	63,800	31,007	94,807	42,986
452815	Research Technician 4	Fairbanks	PT		PERS - Classified	48.6%	30,300	14,726	45,026	-
452816	Marine Deck 2	Fairbanks	FT		PERS - Classified	48.6%	43,300	21,044	64,344	29,174
452817	IS Professional 3A	Fairbanks	PT		APT - Exempt Employees	38.5%	46,100	17,749	63,849	-
452818	Marine Engineering 3	Fairbanks	FT		PERS - Classified	48.6%	50,800	24,689	75,489	34,227
452820	IS Professional 3A	Fairbanks	FT		APT - Exempt Employees	38.5%	60,100	23,139	83,239	37,740

Component: Fairbanks Campus (741)
RDU: University of Alaska Fairbanks (236)
Notes:
1. If a position is split, an asterisk (*) will appear in the Split/Count column. If the split position is also counted in the component, two asterisks (**) will appear in the column.
2. "Pool" PCN refers to UA temporary positions, such as adjunct faculty; student employees; and other non-permanent staff. Multiple incumbents may share the same labor pool position number

PCN	Job Class Title	Location	Time Status	Split/ Count	Employee Class	Benefit Rate	Annual Budgeted Salary	Annual Benefits	Total Costs	UGF Estimate
452822	Fiscal Technician 3	Fairbanks	FT		PERS - Classified	48.6%	51,300	24,932	76,232	34,564
452824	Marine Deck 2	Fairbanks	FT		PERS - Classified	48.6%	35,700	17,350	53,050	24,053
452827	Marine Steward 2	Fairbanks	FT		PERS - Classified	48.6%	42,400	20,606	63,006	28,567
452828	Marine Steward 1	Fairbanks	FT		PERS - Classified	48.6%	34,100	16,573	50,673	22,975
452831	Marine Deck 2	Fairbanks	FT		PERS - Classified	48.6%	44,600	21,676	66,276	30,049
452832	Marine Deck 2	Fairbanks	FT		PERS - Classified	48.6%	43,300	21,044	64,344	29,174
452834	Marine Deck 3	Fairbanks	FT		PERS - Classified	48.6%	51,300	24,932	76,232	34,564
452835	Research Technician 2	Fairbanks	FT		PERS - Classified	48.6%	50,800	24,689	75,489	34,227
452839	Research Professional 1	Fairbanks	PT		PERS - Classified	48.6%	26,100	12,685	38,785	17,585
453100	Associate Professor	Fairbanks	PT		United Academics BU	28.3%	115,755	32,759	148,514	16,834
453101	Term Asst Professor	Fairbanks	FT		United Academics BU	28.3%	83,500	23,631	107,131	30,889
453102	Research Asst Professor	Fairbanks	PT		United Academics BU	28.3%	50,700	14,348	65,048	7,388
453104	Research Asst Professor	Fairbanks	PT		United Academics BU	28.3%	99,800	28,243	128,043	9,889
453106	Research Asst Professor	Fairbanks	FT		United Academics BU	28.3%	123,500	34,951	158,451	17,975
453107	Research Assoc Professor	Fairbanks	FT		United Academics BU	28.3%	119,600	33,847	153,447	17,393
453108	Research Asst Professor	Fairbanks	FT		United Academics BU	28.3%	86,200	24,395	110,595	25,072
453111	Research Asst Professor	Fairbanks	FT		United Academics BU	28.3%	107,200	30,338	137,538	15,590
453114	IS Professional 4A	Fairbanks	FT		APT - Exempt Employees	38.5%	84,800	32,648	117,448	-
453115	Research Professor	Fairbanks	FT		United Academics BU	28.3%	215,700	61,043	276,743	-
453119	Research Asst Professor	Fairbanks	FT		United Academics BU	28.3%	126,700	35,856	162,556	27,631
453120	Director (Academic-Faculty)	Fairbanks	FT		Non-Represented Faculty	24.6%	127,500	31,365	158,865	36,043
453121	Research Asst Professor	Fairbanks	FT		United Academics BU	28.3%	105,141	29,755	134,896	15,335
453127	Term Instructor	Fairbanks	FT		United Academics BU	28.3%	36,500	10,330	46,830	21,233
453128	Research Asst Professor	Fairbanks	FT		United Academics BU	28.3%	94,700	26,800	121,500	13,787
453201	Term Research Asst Professor	Fairbanks	FT		United Academics BU	28.3%	94,700	26,800	121,500	13,787
453600	Senior Administrator Director	Fairbanks	FT		Officer	24.6%	106,080	26,096	132,176	-
453601	Director (Admin)	Fairbanks	FT		Officer	24.6%	110,600	27,208	137,808	7,853
453605	IS Professional 4	Fairbanks	FT		APT - Exempt Employees	38.5%	89,150	34,323	123,473	-
453700	Fiscal Professional 2	Fairbanks	FT		APT - Exempt Employees	38.5%	81,600	31,416	113,016	47,097
453702	Research Professional 3	Fairbanks	FT		APT - Exempt Employees	38.5%	72,346	27,853	100,199	2,795
453703	Research Professional 5	Fairbanks	FT		APT - Exempt Employees	38.5%	86,561	33,326	119,887	-
453704	IS Professional 4A	Fairbanks	PT		APT - Exempt Employees	38.5%	41,159	15,846	57,005	25,846
453706	Research Professional 5	Fairbanks	FT		APT - Exempt Employees	38.5%	86,561	33,326	119,887	-
453707	Research Professional 4	Fairbanks	FT		APT - Exempt Employees	38.5%	88,280	33,988	122,268	49,893
453708	Research Professional 4	Fairbanks	FT		APT - Exempt Employees	38.5%	43,800	16,863	60,663	5,526

Component: Fairbanks Campus (741)
RDU: University of Alaska Fairbanks (236)
Notes:
1. If a position is split, an asterisk (*) will appear in the Split/Count column. If the split position is also counted in the component, two asterisks (**) will appear in the column.
2. "Pool" PCN refers to UA temporary positions, such as adjunct faculty; student employees; and other non-permanent staff. Multiple incumbents may share the same labor pool position number

PCN	Job Class Title	Location	Time Status	Split/ Count	Employee Class	Benefit Rate	Annual Budgeted Salary	Annual Benefits	Total Costs	UGF Estimate
453709	Research Professional 3	Fairbanks	FT		APT - Exempt Employees	38.5%	73,900	28,452	102,352	9,294
453710	Research Professional 3	Fairbanks	FT		APT - Exempt Employees	38.5%	70,300	27,066	97,366	44,146
453711	Research Professional 3	Fairbanks	FT		APT - Exempt Employees	38.5%	69,700	26,835	96,535	8,791
453712	Fiscal Professional 2	Fairbanks	FT		APT - Exempt Employees	38.5%	81,512	31,382	112,894	51,186
453713	Fiscal Technician 3	Fairbanks	FT		PERS - Classified	48.6%	52,616	25,571	78,187	35,450
453715	Research Technician 3	Fairbanks	FT		PERS - Classified	48.6%	47,700	23,182	70,882	32,138
453716	Research Professional 2	Fairbanks	FT		APT - Exempt Employees	38.5%	59,849	23,042	82,891	-
453717	Admin Specialist 2	Fairbanks	FT		PERS - Classified	48.6%	55,862	27,149	83,011	-
453718	Research Professional 2	Fairbanks	FT		APT - Exempt Employees	38.5%	61,800	23,793	85,593	-
453719	Research Professional 4	Fairbanks	FT		APT - Exempt Employees	38.5%	84,544	32,549	117,093	3,308
453721	Research Professional 4	Fairbanks	FT		APT - Exempt Employees	38.5%	83,995	32,338	116,333	4,220
453724	Research Professional 4	Fairbanks	FT		APT - Exempt Employees	38.5%	82,318	31,692	114,010	-
453725	IS Manager 2	Fairbanks	FT		APT - Exempt Employees	38.5%	117,812	45,358	163,170	7,398
453726	Research Professional 5	Fairbanks	FT		APT - Exempt Employees	38.5%	96,554	37,173	133,727	4,850
453727	Research Professional 3	Fairbanks	PT		APT - Exempt Employees	38.5%	59,368	22,857	82,225	20,132
453800	Fiscal Professional 2	Fairbanks	FT		APT - Exempt Employees	38.5%	70,300	27,066	97,366	44,146
453801	Research Professional 3	Fairbanks	FT		APT - Exempt Employees	38.5%	81,600	31,416	113,016	51,242
453802	IS Ops Technician 2	Fairbanks	FT		PERS - Classified	48.6%	41,100	19,975	61,075	27,691
453803	Communications Specialist 3	Fairbanks	PT		PERS - Classified	48.6%	48,400	23,522	71,922	24,457
453805	Admin Generalist 4	Fairbanks	FT		PERS - Classified	48.6%	50,600	24,592	75,192	-
453808	Communications Specialist 5	Fairbanks	FT		APT - Exempt Employees	38.5%	67,862	26,127	93,989	42,615
453809	Fiscal Professional 2	Fairbanks	FT		APT - Exempt Employees	38.5%	82,050	31,589	113,639	51,524
460100	Research Professor	Fairbanks	FT		United Academics BU	28.3%	110,600	31,300	141,900	32,169
460101	Research Assoc Professor	Fairbanks	FT		United Academics BU	28.3%	75,600	21,395	96,995	21,989
460103	Associate Professor	Fairbanks	FT		United Academics BU	28.3%	105,300	29,800	135,100	-
460105	Director (Academic-Faculty)	Fairbanks	FT		Non-Represented Faculty	24.6%	133,200	32,767	165,967	29,490
460107	Associate Professor	Fairbanks	FT		United Academics BU	28.3%	83,300	23,574	106,874	4,828
460108	Research Assoc Professor	Fairbanks	FT		United Academics BU	28.3%	81,100	22,951	104,051	-
460110	Research Professor	Fairbanks	FT		United Academics BU	28.3%	131,200	37,130	168,330	7,620
460112	Research Professor	Fairbanks	FT		United Academics BU	28.3%	113,070	31,999	145,069	18,033
460113	Director (Academic-Faculty)	Fairbanks	FT		Non-Represented Faculty	24.6%	135,791	33,405	169,196	9,973
460115	Research Assoc Professor	Fairbanks	FT		United Academics BU	28.3%	94,000	26,602	120,602	5,468
460117	Research Assoc Professor	Fairbanks	FT		United Academics BU	28.3%	82,600	23,376	105,976	-
460119	Research Assoc Professor	Fairbanks	FT		United Academics BU	28.3%	75,500	21,367	96,867	7,155
460121	Research Professor	Fairbanks	FT		United Academics BU	28.3%	108,800	30,790	139,590	44,559

Component: Fairbanks Campus (741)
RDU: University of Alaska Fairbanks (236)
Notes:
1. If a position is split, an asterisk (*) will appear in the Split/Count column. If the split position is also counted in the component, two asterisks (**) will appear in the column.
2. "Pool" PCN refers to UA temporary positions, such as adjunct faculty; student employees; and other non-permanent staff. Multiple incumbents may share the same labor pool position number

PCN	Job Class Title	Location	Time Status	Split/ Count	Employee Class	Benefit Rate	Annual Budgeted Salary	Annual Benefits	Total Costs	UGF Estimate
460122	Research Assoc Professor	Fairbanks	FT		United Academics BU	28.3%	85,800	24,281	110,081	24,956
460123	Research Asst Professor	Fairbanks	FT		United Academics BU	28.3%	75,000	21,225	96,225	17,451
460124	Director (Academic-Faculty)	Fairbanks	FT		Non-Represented Faculty	24.6%	178,500	43,911	222,411	-
460125	Admin Specialist 2	Fairbanks	FT		PERS - Classified	48.6%	100	-	100	-
460129	Research Professor	Fairbanks	FT		United Academics BU	28.3%	120,400	34,073	154,473	14,019
460130	Research Assoc Professor	Fairbanks	FT		United Academics BU	28.3%	94,200	26,659	120,859	21,931
460131	Research Professor	Fairbanks	FT		United Academics BU	28.3%	134,200	37,979	172,179	31,238
460133	Research Asst Professor	Fairbanks	PT		United Academics BU	28.3%	69,900	19,782	89,682	6,922
460134	Research Asst Professor	Fairbanks	FT		United Academics BU	28.3%	57,000	16,131	73,131	-
460135	Research Technician 3	Fairbanks	FT		PERS - Classified	48.6%	53,200	25,855	79,055	7,883
460200	Research Professor	Fairbanks	FT		United Academics BU	28.3%	85,600	24,225	109,825	12,449
460500	Research Professional 3	Fairbanks	FT		APT - Exempt Employees	38.5%	80,700	31,070	111,770	-
460501	Maint Service Worker IV (MSW4)	Fairbanks	FT		AHECTE- Labor Trades & Crafts	47.2%	40,200	18,974	59,174	26,830
460502	Crafts & Trades III (CT3)	Fairbanks	FT		AHECTE- Labor Trades & Crafts	47.2%	71,400	33,701	105,101	47,653
460504	Crafts & Trades II (CT2)	Fairbanks	FT		AHECTE- Labor Trades & Crafts	47.2%	39,300	18,550	57,850	-
460505	Crafts & Trades III (CT3)	Fairbanks	FT		AHECTE- Labor Trades & Crafts	47.2%	71,400	33,701	105,101	47,653
460600	Research Asst Professor	Fairbanks	FT		United Academics BU	28.3%	81,800	23,149	104,949	19,022
460701	IS Professional 6A	Fairbanks	FT		APT - Exempt Employees	38.5%	116,600	44,891	161,491	-
460702	Research Professional 4	Fairbanks	FT		APT - Exempt Employees	38.5%	79,900	30,762	110,662	-
460704	IS Professional 4A	Fairbanks	FT		APT - Exempt Employees	38.5%	86,600	33,341	119,941	-
460705	Research Professional 3	Fairbanks	FT		APT - Exempt Employees	38.5%	64,200	24,717	88,917	-
460706	Research Technician 3	Fairbanks	FT		PERS - Classified	48.6%	46,300	22,502	68,802	-
460707	Research Assoc Professor	Fairbanks	FT		United Academics BU	28.3%	75,470	21,358	96,828	12,507
460708	Research Professional 2	Fairbanks	FT		APT - Exempt Employees	38.5%	76,800	29,568	106,368	-
460709	IS Professional 6A	Fairbanks	FT		APT - Exempt Employees	38.5%	136,800	52,668	189,468	-
460710	Fac Svcs-MO&U Supervisor 3	Fairbanks	FT		APT - Exempt Employees	38.5%	96,100	36,999	133,099	60,347
460711	IS Professional 4A	Fairbanks	FT		APT - Exempt Employees	38.5%	126,300	48,626	174,926	-
460712	IS Professional 6A	Fairbanks	FT		APT - Exempt Employees	38.5%	123,900	47,702	171,602	-
460713	IS Manager 2	Fairbanks	FT		APT - Exempt Employees	38.5%	100,600	38,731	139,331	6,342
460714	IS Professional 5A	Fairbanks	FT		APT - Exempt Employees	38.5%	96,600	37,191	133,791	-
460715	IS Professional 3A	Fairbanks	FT		APT - Exempt Employees	38.5%	100	-	100	-
460717	Research Professional 3	Fairbanks	FT		APT - Exempt Employees	38.5%	84,900	32,687	117,587	-
460718	Research Professional 3	Fairbanks	PT		APT - Exempt Employees	38.5%	55,300	21,291	76,591	34,726
460719	IS Manager 3	Fairbanks	FT		APT - Exempt Employees	38.5%	128,900	49,627	178,527	80,944
460720	Research Professional 4	Fairbanks	FT		APT - Exempt Employees	38.5%	93,300	35,921	129,221	6,154

Component: Fairbanks Campus (741)
RDU: University of Alaska Fairbanks (236)
Notes:
1. If a position is split, an asterisk (*) will appear in the Split/Count column. If the split position is also counted in the component, two asterisks (**) will appear in the column.
2. "Pool" PCN refers to UA temporary positions, such as adjunct faculty; student employees; and other non-permanent staff. Multiple incumbents may share the same labor pool position number

PCN	Job Class Title	Location	Time Status	Split/ Count	Employee Class	Benefit Rate	Annual Budgeted Salary	Annual Benefits	Total Costs	UGF Estimate
460721	IS Professional 3A	Fairbanks	FT		APT - Exempt Employees	38.5%	70,200	27,027	97,227	-
460722	Administrative Management 5	Fairbanks	FT		APT - Exempt Employees	38.5%	100	-	100	-
460723	IS Professional 6A	Fairbanks	FT		APT - Exempt Employees	38.5%	97,100	37,384	134,484	31,524
460724	Research Professional 4	Fairbanks	FT		APT - Exempt Employees	38.5%	88,300	33,996	122,296	-
460725	IS Manager 3	Fairbanks	FT		APT - Exempt Employees	38.5%	120,200	46,277	166,477	-
460726	IS Professional 4A	Fairbanks	FT		APT - Exempt Employees	38.5%	92,800	35,728	128,528	-
460727	IS Professional 5A	Fairbanks	FT		APT - Exempt Employees	38.5%	113,500	43,698	157,198	7,284
460728	IS Professional 6A	Fairbanks	FT		APT - Exempt Employees	38.5%	120,900	46,547	167,447	19,278
460731	IS Professional 4A	Fairbanks	FT		APT - Exempt Employees	38.5%	85,700	32,995	118,695	-
460732	IS Professional 4A	Fairbanks	FT		APT - Exempt Employees	38.5%	84,000	32,340	116,340	-
460733	Administrative Professional 4	Fairbanks	FT		APT - Exempt Employees	38.5%	94,700	36,460	131,160	-
460734	IS Professional 5A	Fairbanks	FT		APT - Exempt Employees	38.5%	109,000	41,965	150,965	3,517
460735	IS Professional 5A	Fairbanks	FT		APT - Exempt Employees	38.5%	92,800	35,728	128,528	-
460736	IS Manager 3	Fairbanks	FT		APT - Exempt Employees	38.5%	131,500	50,628	182,128	-
460737	IS Professional 4A	Fairbanks	FT		APT - Exempt Employees	38.5%	80,700	31,070	111,770	-
460739	IS Professional 5A	Fairbanks	FT		APT - Exempt Employees	38.5%	111,000	42,735	153,735	-
460740	Research Professional 4	Fairbanks	PT		APT - Exempt Employees	38.5%	38,500	14,823	53,323	-
460743	IS Professional 3A	Fairbanks	FT		APT - Exempt Employees	38.5%	70,200	27,027	97,227	-
460744	IS Professional 4A	Fairbanks	FT		APT - Exempt Employees	38.5%	85,700	32,995	118,695	-
460745	IS Professional 4A	Fairbanks	FT		APT - Exempt Employees	38.5%	80,700	31,070	111,770	-
460746	IS Professional 4A	Fairbanks	FT		APT - Exempt Employees	38.5%	106,700	41,080	147,780	-
460747	Research Professional 3	Fairbanks	FT		APT - Exempt Employees	38.5%	80,000	30,800	110,800	25,370
460748	IS Professional 4A	Fairbanks	FT		APT - Exempt Employees	38.5%	94,200	36,267	130,467	15,008
460749	IS Professional 5A	Fairbanks	FT		APT - Exempt Employees	38.5%	99,500	38,308	137,808	-
460752	Administrative Management 5	Fairbanks	FT		APT - Exempt Employees	38.5%	122,600	47,201	169,801	-
460754	IS Professional 6A	Fairbanks	FT		APT - Exempt Employees	38.5%	119,700	46,085	165,785	19,090
460756	Fac Engineering 3	Fairbanks	FT		APT - Exempt Employees	38.5%	100	-	100	-
460757	IS Professional 5A	Fairbanks	PT		APT - Exempt Employees	38.5%	68,600	26,411	95,011	22,293
460758	IS Professional 5A	Fairbanks	FT		APT - Exempt Employees	38.5%	95,600	36,806	132,406	-
460759	Research Professional 4	Fairbanks	FT		APT - Exempt Employees	38.5%	81,600	31,416	113,016	25,872
460760	Research Professional 3	Fairbanks	FT		APT - Exempt Employees	38.5%	82,400	31,724	114,124	26,123
460761	IS Professional 3A	Fairbanks	FT		APT - Exempt Employees	38.5%	63,600	24,486	88,086	-
460762	Research Professional 3	Fairbanks	FT		APT - Exempt Employees	38.5%	77,600	29,876	107,476	24,616
460763	IS Professional 4A	Fairbanks	FT		APT - Exempt Employees	38.5%	88,300	33,996	122,296	-
460764	IS Professional 3A	Fairbanks	FT		APT - Exempt Employees	38.5%	100	-	100	-

Component: Fairbanks Campus (741)
RDU: University of Alaska Fairbanks (236)
Notes:
1. If a position is split, an asterisk (*) will appear in the Split/Count column. If the split position is also counted in the component, two asterisks (**) will appear in the column.
2. "Pool" PCN refers to UA temporary positions, such as adjunct faculty; student employees; and other non-permanent staff. Multiple incumbents may share the same labor pool position number

PCN	Job Class Title	Location	Time Status	Split/ Count	Employee Class	Benefit Rate	Annual Budgeted Salary	Annual Benefits	Total Costs	UGF Estimate
460765	Administrative Professional 3	Fairbanks	FT		APT - Exempt Employees	38.5%	64,200	24,717	88,917	-
460766	Research Professional 3	Fairbanks	FT		APT - Exempt Employees	38.5%	60,400	23,254	83,654	6,594
460767	IS Professional 3A	Fairbanks	FT		APT - Exempt Employees	38.5%	78,000	30,030	108,030	12,434
460768	IS Professional 3A	Fairbanks	PT		APT - Exempt Employees	38.5%	75,300	28,991	104,291	-
460769	Administrative Management 4	Fairbanks	FT		APT - Exempt Employees	38.5%	110,000	42,350	152,350	38,117
460770	Administrative Management 3	Fairbanks	FT		APT - Exempt Employees	38.5%	84,000	32,340	116,340	26,626
460771	IS Net Technician 8	Fairbanks	FT		APT - Exempt Employees	38.5%	76,800	29,568	106,368	-
460774	IS Professional 4A	Fairbanks	FT		APT - Exempt Employees	38.5%	82,300	31,686	113,986	-
460775	IS Manager 3	Fairbanks	FT		APT - Exempt Employees	38.5%	91,000	35,035	126,035	-
460776	IS Manager 3	Fairbanks	FT		APT - Exempt Employees	38.5%	114,300	44,006	158,306	-
460778	IS Professional 3A	Fairbanks	FT		APT - Exempt Employees	38.5%	71,600	27,566	99,166	-
460800	IS Ops Technician 4	Fairbanks	FT		PERS - Classified	48.6%	79,900	38,831	118,731	-
460802	IS Professional 3A	Fairbanks	FT		PERS - Classified	48.6%	68,900	33,485	102,385	-
460803	Human Resources Technician 3	Fairbanks	FT		PERS - Classified	48.6%	51,640	25,097	76,737	34,793
460804	IS Professional 4A	Fairbanks	FT		APT - Exempt Employees	38.5%	85,700	32,995	118,695	-
460806	Research Technician 3	Fairbanks	FT		PERS - Classified	48.6%	50,200	24,397	74,597	1,752
460808	Communications Specialist 3	Fairbanks	FT		PERS - Classified	48.6%	45,500	22,113	67,613	-
460809	Training & Development 3	Fairbanks	FT		PERS - Classified	48.6%	58,700	28,528	87,228	-
460810	IS Professional 3A	Fairbanks	FT		APT - Exempt Employees	38.5%	60,400	23,254	83,654	4,396
460811	Research Professional 3	Fairbanks	FT		APT - Exempt Employees	38.5%	62,400	24,024	86,424	8,791
460812	Admin Specialist 3	Fairbanks	FT		APT - Exempt Employees	38.5%	59,600	22,946	82,546	28,195
460813	IS Professional 4A	Fairbanks	FT		APT - Exempt Employees	38.5%	88,300	33,996	122,296	-
460814	Training & Development 3	Fairbanks	PT		PERS - Classified	48.6%	30,100	14,629	44,729	-
460815	IS Professional 2A	Fairbanks	FT		PERS - Classified	48.6%	89,200	43,351	132,551	-
460816	IS Professional 4A	Fairbanks	FT		APT - Exempt Employees	38.5%	100	-	100	-
460818	Administrative Management 4	Fairbanks	FT		APT - Exempt Employees	38.5%	74,500	28,683	103,183	-
460819	Research Technician 4	Fairbanks	FT		PERS - Classified	48.6%	65,500	31,833	97,333	2,223
460820	Research Professional 3	Fairbanks	FT		APT - Exempt Employees	38.5%	94,000	36,190	130,190	59,028
460821	Communications Specialist 3	Fairbanks	PT		PERS - Classified	48.6%	28,700	13,948	42,648	9,904
460822	Research Technician 3	Fairbanks	FT		PERS - Classified	48.6%	63,600	30,910	94,510	-
460823	IS Professional 4A	Fairbanks	FT		APT - Exempt Employees	38.5%	68,800	26,488	95,288	-
460824	Research Technician 4	Fairbanks	FT		PERS - Classified	48.6%	62,900	30,569	93,469	-
460826	Communications Specialist 3	Fairbanks	FT		PERS - Classified	48.6%	58,696	28,526	87,222	10,171
460827	IS Professional 3A	Fairbanks	FT		APT - Exempt Employees	38.5%	73,100	28,144	101,244	45,904
460829	Research Professional 2	Fairbanks	FT		APT - Exempt Employees	38.5%	59,900	23,062	82,962	-

Component: Fairbanks Campus (741)
RDU: University of Alaska Fairbanks (236)
Notes:
1. If a position is split, an asterisk (*) will appear in the Split/Count column. If the split position is also counted in the component, two asterisks (**) will appear in the column.
2. "Pool" PCN refers to UA temporary positions, such as adjunct faculty; student employees; and other non-permanent staff. Multiple incumbents may share the same labor pool position number

PCN	Job Class Title	Location	Time Status	Split/ Count	Employee Class	Benefit Rate	Annual Budgeted Salary	Annual Benefits	Total Costs	UGF Estimate
460830	Research Professional 3	Fairbanks	FT		APT - Exempt Employees	38.5%	100	-	100	-
460831	IS Professional 4A	Fairbanks	FT		APT - Exempt Employees	38.5%	84,400	32,494	116,894	13,438
460832	IS Professional 3A	Fairbanks	FT		APT - Exempt Employees	38.5%	76,800	29,568	106,368	-
460834	IS Professional 4A	Fairbanks	FT		APT - Exempt Employees	38.5%	100,500	38,693	139,193	-
460835	IS Professional 3A	Fairbanks	FT		APT - Exempt Employees	38.5%	70,200	27,027	97,227	-
460836	Research Technician 3	Fairbanks	FT		PERS - Classified	48.6%	66,100	32,125	98,225	-
460837	IS Net Technician 7	Fairbanks	FT		PERS - Classified	48.6%	60,500	29,403	89,903	40,762
460838	IS Ops Technician 4	Fairbanks	FT		PERS - Classified	48.6%	78,300	38,054	116,354	-
460839	Administrative Management 2	Fairbanks	FT		APT - Exempt Employees	38.5%	109,900	42,312	152,212	69,013
460840	IS Ops Technician 4	Fairbanks	FT		PERS - Classified	48.6%	85,700	41,650	127,350	-
460841	IS Professional 4A	Fairbanks	FT		APT - Exempt Employees	38.5%	88,300	33,996	122,296	-
460842	IS Professional 4A	Fairbanks	FT		APT - Exempt Employees	38.5%	83,200	32,032	115,232	-
460844	IS Ops Technician 4	Fairbanks	FT		PERS - Classified	48.6%	87,400	42,476	129,876	-
460845	IS Professional 3A	Fairbanks	FT		APT - Exempt Employees	38.5%	64,800	24,948	89,748	20,534
460846	Human Resources Technician 1	Fairbanks	FT		PERS - Classified	48.6%	36,402	17,691	54,093	24,526
460847	IS Professional 4A	Fairbanks	FT		APT - Exempt Employees	38.5%	93,700	36,075	129,775	-
460848	Research Professional 2	Fairbanks	FT		APT - Exempt Employees	38.5%	63,600	24,486	88,086	-
460849	IS Ops Technician 3	Fairbanks	FT		PERS - Classified	48.6%	54,250	26,366	80,616	-
460850	Communications Specialist 4	Fairbanks	FT		APT - Exempt Employees	38.5%	59,700	22,985	82,685	19,404
460851	Human Resources Technician 3	Fairbanks	FT		PERS - Classified	48.6%	56,700	27,556	84,256	38,202
460852	IS Professional 4A	Fairbanks	FT		APT - Exempt Employees	38.5%	88,300	33,996	122,296	-
460853	Admin Specialist 3	Fairbanks	FT		APT - Exempt Employees	38.5%	42,700	16,440	59,140	26,814
460854	IS Professional 3A	Fairbanks	FT		APT - Exempt Employees	38.5%	70,200	27,027	97,227	13,250
460855	Admin Specialist 2	Fairbanks	FT		PERS - Classified	48.6%	52,100	25,321	77,421	8,759
460856	Broadcast/Media Professional 2	Fairbanks	FT		PERS - Classified	48.6%	46,364	22,533	68,897	15,944
460857	Research Professional 3	Fairbanks	FT		APT - Exempt Employees	38.5%	82,400	31,724	114,124	26,123
460858	Administrative Professional 2	Fairbanks	FT		APT - Exempt Employees	38.5%	79,200	30,492	109,692	49,734
460859	Human Resources Technician 2	Fairbanks	FT		PERS - Classified	48.6%	41,000	19,926	60,926	27,624
460860	Associate Professor	Fairbanks	FT		United Academics BU	28.3%	84,700	23,970	108,670	12,332
460861	IS Professional 3A	Fairbanks	FT		APT - Exempt Employees	38.5%	59,300	22,831	82,131	-
460862	IS Professional 3A	Fairbanks	FT		APT - Exempt Employees	38.5%	70,000	26,950	96,950	43,957
460863	Communications Specialist 2	Fairbanks	FT		PERS - Classified	48.6%	52,116	25,328	77,444	35,113
460864	Admin Generalist 3	Fairbanks	FT		PERS - Classified	48.6%	100	-	100	-
460865	Admin Specialist 3	Fairbanks	FT		APT - Exempt Employees	38.5%	52,600	20,251	72,851	-
460867	IS Ops Technician 3	Fairbanks	FT		PERS - Classified	48.6%	49,600	24,106	73,706	-

Component: Fairbanks Campus (741)
RDU: University of Alaska Fairbanks (236)
Notes:
1. If a position is split, an asterisk (*) will appear in the Split/Count column. If the split position is also counted in the component, two asterisks (**) will appear in the column.
2. "Pool" PCN refers to UA temporary positions, such as adjunct faculty; student employees; and other non-permanent staff. Multiple incumbents may share the same labor pool position number

PCN	Job Class Title	Location	Time Status	Split/ Count	Employee Class	Benefit Rate	Annual Budgeted Salary	Annual Benefits	Total Costs	UGF Estimate
460871	IS Professional 3A	Fairbanks	FT		APT - Exempt Employees	38.5%	58,700	22,600	81,300	-
460872	Research Professional 5	Fairbanks	FT		APT - Exempt Employees	38.5%	90,100	34,689	124,789	-
460874	IS Professional 5A	Fairbanks	FT		APT - Exempt Employees	38.5%	114,300	44,006	158,306	71,776
460877	IS Manager 3	Fairbanks	FT		APT - Exempt Employees	38.5%	114,300	44,006	158,306	-
460879	IS Professional 4A	Fairbanks	FT		APT - Exempt Employees	38.5%	79,100	30,454	109,554	49,672
460880	Research Asst Professor	Fairbanks	PT		United Academics BU	28.3%	52,500	14,858	67,358	5,235
460881	Research Technician 3	Fairbanks	FT		PERS - Classified	48.6%	100	-	100	-
460882	Human Resources Technician 3	Fairbanks	FT		PERS - Classified	48.6%	52,100	25,321	77,421	35,103
460883	Research Professional 4	Fairbanks	FT		APT - Exempt Employees	38.5%	80,700	31,070	111,770	-
460885	Research Professional 4	Fairbanks	PT		APT - Exempt Employees	38.5%	82,318	31,692	114,010	-
460886	Research Asst Professor	Fairbanks	FT		United Academics BU	28.3%	90,000	25,470	115,470	-
460888	Research Asst Professor	Fairbanks	FT		United Academics BU	28.3%	67,500	19,103	86,603	39,266
460889	Research Asst Professor	Fairbanks	FT		United Academics BU	28.3%	99,648	28,200	127,848	-
460890	Communications Specialist 2	Fairbanks	PT		PERS - Classified	48.6%	37,230	18,094	55,324	963
460891	IS Professional 3A	Fairbanks	FT		APT - Exempt Employees	38.5%	68,800	26,488	95,288	-
460892	IS Professional 4A	Fairbanks	FT		APT - Exempt Employees	38.5%	68,800	26,488	95,288	-
460893	Research Professional 3	Fairbanks	FT		APT - Exempt Employees	38.5%	81,500	31,378	112,878	-
460894	IS Professional 4A	Fairbanks	FT		APT - Exempt Employees	38.5%	68,800	26,488	95,288	-
460895	IS Professional 5A	Fairbanks	FT		APT - Exempt Employees	38.5%	95,600	36,806	132,406	-
460896	Admin Generalist 2	Fairbanks	FT		PERS - Classified	48.6%	29,220	14,201	43,421	13,691
460897	Instructional Designer 3	Fairbanks	PT		APT - Exempt Employees	38.5%	36,200	13,937	50,137	-
460898	IS Professional 4A	Fairbanks	FT		APT - Exempt Employees	38.5%	83,200	32,032	115,232	-
460899	Administrative Management 4	Fairbanks	FT		APT - Exempt Employees	38.5%	114,400	44,044	158,444	35,919
460900	Research Professional 3	Fairbanks	FT		APT - Exempt Employees	38.5%	72,347	27,854	100,201	-
460910	IS Professional 4A	Fairbanks	FT		APT - Exempt Employees	38.5%	80,000	30,800	110,800	-
460915	Research Technician 4	Fairbanks	FT		PERS - Classified	48.6%	66,800	32,465	99,265	-
461100	Research Assoc Professor	Fairbanks	FT		United Academics BU	28.3%	134,000	37,922	171,922	13,263
461103	Research Assoc Professor	Fairbanks	FT		United Academics BU	28.3%	128,500	36,366	164,866	12,681
461105	Professor	Fairbanks	FT		United Academics BU	28.3%	148,800	42,110	190,910	32,460
461107	Research Professor	Fairbanks	PT		United Academics BU	28.3%	68,800	19,470	88,270	6,806
461108	Research Assoc Professor	Fairbanks	FT		United Academics BU	28.3%	120,800	34,186	154,986	11,925
461112	Research Assoc Professor	Fairbanks	FT		United Academics BU	28.3%	127,700	36,139	163,839	12,623
461114	Research Asst Professor	Fairbanks	FT		United Academics BU	28.3%	117,600	33,281	150,881	11,634
461115	Research Professor	Fairbanks	PT		United Academics BU	28.3%	74,800	21,168	95,968	7,388
461117	Research Asst Professor	Fairbanks	FT		United Academics BU	28.3%	105,300	29,800	135,100	10,413

Component: Fairbanks Campus (741)
RDU: University of Alaska Fairbanks (236)
Notes:
1. If a position is split, an asterisk (*) will appear in the Split/Count column. If the split position is also counted in the component, two asterisks (**) will appear in the column.
2. "Pool" PCN refers to UA temporary positions, such as adjunct faculty; student employees; and other non-permanent staff. Multiple incumbents may share the same labor pool position number

PCN	Job Class Title	Location	Time Status	Split/ Count	Employee Class	Benefit Rate	Annual Budgeted Salary	Annual Benefits	Total Costs	UGF Estimate
461118	Research Assoc Professor	Fairbanks	FT		United Academics BU	28.3%	141,700	40,101	181,801	14,019
461119	Research Asst Professor	Fairbanks	PT		United Academics BU	28.3%	76,800	21,734	98,534	7,620
461120	Research Assoc Professor	Fairbanks	FT		United Academics BU	28.3%	102,700	29,064	131,764	10,180
461203	Research Asst Professor	Fairbanks	FT		United Academics BU	28.3%	115,200	32,602	147,802	10,820
461205	Research Asst Professor	Fairbanks	FT		United Academics BU	28.3%	117,600	33,281	150,881	11,634
461207	Research Associate (Academic)	Fairbanks	FT		United Academics BU	28.3%	83,300	23,574	106,874	-
461300	Director (Academic-Faculty)	Fairbanks	FT		Non-Represented Faculty	24.6%	145,100	35,695	180,795	12,316
461301	Director (Academic-Faculty)	Fairbanks	FT		Non-Represented Faculty	24.6%	173,300	42,632	215,932	9,773
461703	Fiscal Manager 1	Fairbanks	FT		APT - Exempt Employees	38.5%	58,700	22,600	81,300	36,861
461704	Admin Specialist 2	Fairbanks	FT		PERS - Classified	48.6%	100	-	100	-
461705	Research Professional 3	Fairbanks	PT		APT - Exempt Employees	38.5%	60,300	23,216	83,516	-
461706	IS Professional 5A	Fairbanks	FT		APT - Exempt Employees	38.5%	171,500	66,028	237,528	43,957
461707	IS Professional 3A	Fairbanks	FT		APT - Exempt Employees	38.5%	74,500	28,683	103,183	46,783
461708	Research Professional 3	Fairbanks	FT		APT - Exempt Employees	38.5%	87,400	33,649	121,049	-
461710	Research Professional 3	Fairbanks	FT		APT - Exempt Employees	38.5%	70,200	27,027	97,227	-
461711	IS Professional 4A	Fairbanks	FT		APT - Exempt Employees	38.5%	90,100	34,689	124,789	-
461712	Research Professional 3	Fairbanks	FT		APT - Exempt Employees	38.5%	67,400	25,949	93,349	-
461713	Research Professional 3	Fairbanks	FT		APT - Exempt Employees	38.5%	70,200	27,027	97,227	-
461714	Communications Specialist 4	Fairbanks	FT		APT - Exempt Employees	38.5%	58,100	22,369	80,469	-
461716	Research Professional 3	Fairbanks	FT		APT - Exempt Employees	38.5%	61,700	23,755	85,455	-
461717	IS Net Technician 8	Fairbanks	FT		APT - Exempt Employees	38.5%	100	-	100	-
461718	Research Assoc Professor	Fairbanks	PT		United Academics BU	28.3%	51,000	14,433	65,433	29,667
461719	Communications Specialist 5	Fairbanks	FT		APT - Exempt Employees	38.5%	65,500	25,218	90,718	20,597
461721	Communications Specialist 2	Fairbanks	PT		PERS - Classified	48.6%	47,300	22,988	70,288	-
461773	IS Professional 4A	Fairbanks	FT		APT - Exempt Employees	38.5%	42,000	16,170	58,170	26,374
461800	Research Asst Professor	Fairbanks	PT		United Academics BU	28.3%	67,500	19,103	86,603	6,457
461802	Fiscal Manager 2	Fairbanks	FT		APT - Exempt Employees	38.5%	101,400	39,039	140,439	47,788
461803	Fiscal Professional 1	Fairbanks	FT		PERS - Classified	48.6%	61,700	29,986	91,686	41,571
461808	Human Resources Technician 3	Fairbanks	FT		PERS - Classified	48.6%	53,200	25,855	79,055	35,844
462105	Director (Academic-Faculty)	Fairbanks	FT		Non-Represented Faculty	24.6%	106,080	26,096	132,176	-
462701	Research Professional 3	Fairbanks	FT		APT - Exempt Employees	38.5%	70,200	27,027	97,227	-
462703	IS Professional 4A	Fairbanks	FT		APT - Exempt Employees	38.5%	79,900	30,762	110,662	50,174
462708	IS Professional 2A	Fairbanks	FT		PERS - Classified	48.6%	59,300	28,820	88,120	39,954
462709	IS Professional 5A	Fairbanks	FT		APT - Exempt Employees	38.5%	94,700	36,460	131,160	59,468
462710	IS Professional 4A	Fairbanks	FT		APT - Exempt Employees	38.5%	84,000	32,340	116,340	-

Component: Fairbanks Campus (741)
RDU: University of Alaska Fairbanks (236)
Notes:
1. If a position is split, an asterisk (*) will appear in the Split/Count column. If the split position is also counted in the component, two asterisks (**) will appear in the column.
2. "Pool" PCN refers to UA temporary positions, such as adjunct faculty; student employees; and other non-permanent staff. Multiple incumbents may share the same labor pool position number

PCN	Job Class Title	Location	Time Status	Split/ Count	Employee Class	Benefit Rate	Annual Budgeted Salary	Annual Benefits	Total Costs	UGF Estimate
462718	IS Professional 6A	Fairbanks	PT		APT - Exempt Employees	38.5%	63,200	24,332	87,532	-
462725	IS Professional 2A	Fairbanks	FT		PERS - Classified	48.6%	75,300	36,596	111,896	-
480102	Term Asst Professor	Fairbanks	FT		United Academics BU	28.3%	70,000	19,810	89,810	4,072
480103	Research Professor	Fairbanks	FT		United Academics BU	28.3%	53,400	15,112	68,512	1,861
480104	Term Instructor	Fairbanks	FT		United Academics BU	28.3%	60,000	16,980	76,980	2,094
480105	Associate Professor	Fairbanks	FT		United Academics BU	28.3%	86,000	24,338	110,338	3,025
480109	Term Instructor	Fairbanks	FT		United Academics BU	28.3%	65,900	18,650	84,550	-
480113	Research Assoc Professor	Fairbanks	FT		United Academics BU	28.3%	82,800	23,432	106,232	2,909
480114	Research Asst Professor	Fairbanks	FT		United Academics BU	28.3%	69,600	19,697	89,297	12,972
480701	Research Professional 3	Fairbanks	FT		APT - Exempt Employees	38.5%	72,500	27,913	100,413	-
480705	Training & Development 4	Fairbanks	FT		APT - Exempt Employees	38.5%	64,200	24,717	88,917	-
480706	Research Professional 2	Fairbanks	FT		APT - Exempt Employees	38.5%	55,300	21,291	76,591	-
480707	Training & Development 4	Fairbanks	FT		APT - Exempt Employees	38.5%	61,700	23,755	85,455	-
480801	Training & Development 2	Fairbanks	FT		PERS - Classified	48.6%	50,000	24,300	74,300	-
480804	Research Technician 4	Fairbanks	FT		PERS - Classified	48.6%	41,800	20,315	62,115	-
480808	Training & Development 1	Fairbanks	FT		PERS - Classified	48.6%	37,900	18,419	56,319	-
480809	Training & Development 2	Fairbanks	FT		PERS - Classified	48.6%	46,200	22,453	68,653	-
480811	Research Technician 3	Fairbanks	FT		PERS - Classified	48.6%	51,600	25,078	76,678	-
480814	Training & Development 2	Fairbanks	FT		PERS - Classified	48.6%	55,700	27,070	82,770	-
480815	Training & Development 1	Fairbanks	PT		PERS - Classified	48.6%	20,300	9,866	30,166	-
480816	Training & Development 2	Fairbanks	FT		PERS - Classified	48.6%	63,900	31,055	94,955	-
480817	Training & Development 1	Fairbanks	PT		PERS - Classified	48.6%	18,200	8,845	27,045	-
480819	Training & Development 2	Fairbanks	FT		PERS - Classified	48.6%	63,600	30,910	94,510	-
480820	Development 3	Fairbanks	PT		APT - Exempt Employees	38.5%	35,300	13,591	48,891	11,931
480821	Admin Generalist 3	Fairbanks	FT		PERS - Classified	48.6%	20,800	10,109	30,909	-
480825	Research Asst Professor	Fairbanks	FT		United Academics BU	28.3%	90,000	25,470	115,470	-
480831	Admin Generalist 2	Fairbanks	PT		PERS - Classified	48.6%	19,100	9,283	28,383	-
480834	Training & Development 3	Fairbanks	FT		PERS - Classified	48.6%	69,800	33,923	103,723	-
484804	Student Svcs Technician 3	Fairbanks	FT		PERS - Classified	48.6%	46,272	22,488	68,760	31,176
488009	Research Asst Professor	Fairbanks	FT		United Academics BU	28.3%	66,000	18,678	84,678	38,393
880067	Assistant Professor	Fairbanks	FT	*	United Academics BU	28.3%	11,100	3,141	14,241	-
Pool	Adjunct Facilty	Fairbanks	PT		Non-Represented Adjunct Faculty	0.0%	2,072,539	185,750	2,258,288	1,023,911
Pool	Adjunct Facilty	Fairbanks	PT		UNAD Adjunct Faculty	0.0%	2,079,561	185,754	2,265,315	1,027,097
Pool	UA Labor Pool	Fairbanks	PT		Labor Pool	0.0%	73,285,899		73,285,899	18,159,629

Personal Services Expenditure Detail
University of Alaska

Component: Fairbanks Campus (741)
RDU: University of Alaska Fairbanks (236)
Notes:
1. If a position is split, an asterisk (*) will appear in the Split/Count column. If the split position is also counted in the component, two asterisks (**) will appear in the column.
2. "Pool" PCN refers to UA temporary positions, such as adjunct faculty; student employees; and other non-permanent staff. Multiple incumbents may share the same labor pool position number

PCN	Job Class Title	Location	Time Status	Split/ Count	Employee Class	Benefit Rate	Annual Budgeted Salary	Annual Benefits	Total Costs	UGF Estimate
						Total Position Costs	206,680,999	47,925,851	254,606,850	73,629,468

Full Time Positions:	1,634
Part Time Positions:	108
Positions in Component:	**1,742**

Federal Receipts (1002)	70,563,350
General Fund Receipts (1004)	73,629,468
Interagency Receipts (1007)	685,030
University Receipts (1048)	63,488,696
UA Intra-agency Transfers (1174)	46,240,306
UA Funding	**254,606,850**

State of Alaska
FY2024 Governor's Operating Budget

University of Alaska
Bristol Bay Campus
Component Budget Summary

Component: Bristol Bay Campus

Contribution to Department's Mission

The mission of the Bristol Bay Campus, College of Rural and Community Development of the University of Alaska Fairbanks is to provide educational opportunities by which rural Alaskans can affect social and economic changes in their communities and thus protect and enrich the quality of their lives and cultures.

Core Services

- Provides high-quality postsecondary educational services to rural communities.
- Serves 49 communities in the Bristol Bay and Aleutian/Pribilof islands regions.
- Provides access to degree programs, professional certificates and endorsements, and skill-based and community-based courses.
- Provides community services, including the Marine Advisory Program (in collaboration with the Alaska Sea Grant program in the UAF College of Fisheries and Ocean Sciences) and ABE/GED (Adult Basic Education/General Educational Development) services.
- Academic home for the environmental studies program, offering occupational endorsements in sustainable energy and in rural waste management and spill response.

Major Component Accomplishments in 2022

See University of Alaska Fairbanks RDU.

Key Component Challenges

See University of Alaska Fairbanks RDU.

Significant Changes in Results to be Delivered in FY2024

See University of Alaska Fairbanks RDU.

Statutory and Regulatory Authority

No statutes and regulations.

Contact Information

Contact: Michelle Rizk, Vice President, University Relations
Phone: (907) 450-8187
E-mail: marizk@alaska.edu

Bristol Bay Campus
Personal Services Information

Authorized Positions	FY2023 Management Plan	FY2024 Governor	Personal Services Costs	
			Annual Salaries	0
Full-time	19	19	Premium Pay	0
Part-time	2	2	Annual Benefits	0
Nonpermanent	0	0	*Less % Vacancy Factor*	()
			Lump Sum Premium Pay	0
Totals	**21**	**21**	**Total Personal Services**	

Position Classification Summary

Job Class Title	Anchorage	Fairbanks	Juneau	Others	Total
No personal services.					
Totals	**0**	**0**	**0**	**0**	**0**

Component Detail All Funds
University of Alaska

Component: Bristol Bay Campus (1417) Non-Formula Component
RDU: University of Alaska Fairbanks (236)

	FY2022 Actuals	FY2023 Conference Committee	FY2023 Authorized	FY2023 Management Plan	FY2024 Governor	FY2023 Management Plan vs FY2024 Governor	
71000 Personal Services	0.0	2,262.2	2,262.2	1,726.6	1,776.1	49.5	2.9%
72000 Travel	0.0	213.7	213.7	106.8	106.8	0.0	0.0%
73000 Services	0.0	1,344.2	1,344.2	1,919.7	1,919.7	0.0	0.0%
74000 Commodities	0.0	73.9	73.9	63.1	63.1	0.0	0.0%
75000 Capital Outlay	0.0	0.0	0.0	0.0	0.0	0.0	0.0%
77000 Grants, Benefits	0.0	118.3	118.3	111.7	111.7	0.0	0.0%
78000 Miscellaneous	0.0	0.0	0.0	0.0	0.0	0.0	0.0%
Totals	**0.0**	**4,012.3**	**4,012.3**	**3,927.9**	**3,977.4**	**49.5**	**1.3%**
Fund Sources:							
1002 Fed Rcpts (Fed)	0.0	1,401.2	1,401.2	1,401.2	1,401.2	0.0	0.0%
1004 Gen Fund (UGF)	0.0	1,145.0	1,145.0	1,122.0	1,151.0	29.0	2.6%
1007 I/A Rcpts (Other)	0.0	266.6	266.6	266.6	266.6	0.0	0.0%
1048 Univ Rcpt (DGF)	0.0	1,149.5	1,149.5	999.5	1,020.0	20.5	2.1%
1151 VoTech Ed (DGF)	0.0	0.0	0.0	88.6	88.6	0.0	0.0%
1174 UA I/A (Other)	0.0	50.0	50.0	50.0	50.0	0.0	0.0%
Unrestricted General (UGF)	**0.0**	**1,145.0**	**1,145.0**	**1,122.0**	**1,151.0**	**29.0**	**2.6%**
Designated General (DGF)	**0.0**	**1,149.5**	**1,149.5**	**1,088.1**	**1,108.6**	**20.5**	**1.9%**
Other Funds	**0.0**	**316.6**	**316.6**	**316.6**	**316.6**	**0.0**	**0.0%**
Federal Funds	**0.0**	**1,401.2**	**1,401.2**	**1,401.2**	**1,401.2**	**0.0**	**0.0%**
Positions:							
Permanent Full Time	0	22	22	19	19	0	0.0%
Permanent Part Time	0	2	2	2	2	0	0.0%
Non Permanent	0	0	0	0	0	0	0.0%

Component Detail All Funds
University of Alaska

Component: Bristol Bay Campus (1417) Non-Formula Component
RDU: University of Alaska Fairbanks CC (700)

	FY2022 Actuals	FY2023 Conference Committee	FY2023 Authorized	FY2023 Management Plan	FY2024 Governor	FY2023 Management Plan vs FY2024 Governor	
71000 Personal Services	1,542.1	0.0	0.0	0.0	0.0	0.0	0.0%
72000 Travel	71.7	0.0	0.0	0.0	0.0	0.0	0.0%
73000 Services	580.0	0.0	0.0	0.0	0.0	0.0	0.0%
74000 Commodities	78.6	0.0	0.0	0.0	0.0	0.0	0.0%
75000 Capital Outlay	0.0	0.0	0.0	0.0	0.0	0.0	0.0%
77000 Grants, Benefits	78.7	0.0	0.0	0.0	0.0	0.0	0.0%
78000 Miscellaneous	0.0	0.0	0.0	0.0	0.0	0.0	0.0%
Totals	**2,351.1**	**0.0**	**0.0**	**0.0**	**0.0**	**0.0**	**0.0%**
Fund Sources:							
1002 Fed Rcpts (Fed)	860.6	0.0	0.0	0.0	0.0	0.0	0.0%
1004 Gen Fund (UGF)	1,204.8	0.0	0.0	0.0	0.0	0.0	0.0%
1007 I/A Rcpts (Other)	95.4	0.0	0.0	0.0	0.0	0.0	0.0%
1048 Univ Rcpt (DGF)	179.0	0.0	0.0	0.0	0.0	0.0	0.0%
1174 UA I/A (Other)	11.3	0.0	0.0	0.0	0.0	0.0	0.0%
Unrestricted General (UGF)	**1,204.8**	**0.0**	**0.0**	**0.0**	**0.0**	**0.0**	**0.0%**
Designated General (DGF)	**179.0**	**0.0**	**0.0**	**0.0**	**0.0**	**0.0**	**0.0%**
Other Funds	**106.7**	**0.0**	**0.0**	**0.0**	**0.0**	**0.0**	**0.0%**
Federal Funds	**860.6**	**0.0**	**0.0**	**0.0**	**0.0**	**0.0**	**0.0%**
Positions:							
Permanent Full Time	22	0	0	0	0	0	0.0%
Permanent Part Time	2	0	0	0	0	0	0.0%
Non Permanent	0	0	0	0	0	0	0.0%

Change Record Detail - Multiple Scenarios with Descriptions
University of Alaska

Component: Bristol Bay Campus (1417)
RDU: University of Alaska Fairbanks (236)

Scenario/Change Record Title	Trans Type	Totals	Personal Services	Travel	Services	Commodities	Capital Outlay	Grants, Benefits	Miscellaneous	Positions PFT	Positions PPT	Positions NP
********** Changes From FY2023 Conference Committee To FY2023 Authorized **********												
FY2023 Conference Committee	ConfCom	4,012.3	2,262.2	213.7	1,344.2	73.9	0.0	118.3	0.0	22	2	0
1002 Fed Rcpts	1,401.2											
1004 Gen Fund	1,145.0											
1007 I/A Rcpts	266.6											
1048 Univ Rcpt	1,149.5											
1174 UA I/A	50.0											
	Subtotal	**4,012.3**	**2,262.2**	**213.7**	**1,344.2**	**73.9**	**0.0**	**118.3**	**0.0**	**22**	**2**	**0**
********** Changes From FY2023 Authorized To FY2023 Management Plan **********												
Align Authority with Anticipated Expenditures	LIT	0.0	-550.0	-106.9	674.3	-10.8	0.0	-6.6	0.0	0	0	0

Transfers between expenditure categories that University of Alaska management and the Board of Regents have deemed necessary to accurately reflect expenditure levels for FY2023.

Transfer Positions Between Allocations for Anticipated Needs	PosAdj	0.0	0.0	0.0	0.0	0.0	0.0	0.0	0.0	-3	0	0

Position Transfers deemed necessary to accurately reflect University of Alaska position assignments for FY2023. Positions will be transferred between various allocations.

Full-time Position Transfers:
(2) Systemwide Services
3 Office of Information Technology
4 Anchorage Campus
(2) Kenai Peninsula College
(1) Kodiak College
(2) Matanuska Susitna College
1 Prince William Sound College
(2) Fairbanks Campus
(3) Bristol Bay Campus
(1) Chukchi Campus
(1) Interior Alaska Campus
6 College of Rural and Community Development

Transfer Technical Vocational Education Program Funds to Align with Distributions	Trin	88.6	0.0	0.0	88.6	0.0	0.0	0.0	0.0	0	0	0
1151 VoTech Ed	88.6											

Component: Bristol Bay Campus (1417)
RDU: University of Alaska Fairbanks (236)

Scenario/Change Record Title	Trans Type	Totals	Personal Services	Travel	Services	Commodities	Capital Outlay	Grants, Benefits	Miscellaneous	Positions PFT	Positions PPT	Positions NP
Transfers between allocations to reallocate Vocational Technical funding to FY2023 programs approved by the University of Alaska Workforce Development Committee.												
($954.2) - Budget Reductions/Additions - Systemwide $158.5 - Systemwide Services $185.9 - Anchorage Campus $71.8 - Kenai Peninsula College ($41.5) - Kodiak College $53.2 - Matanuska-Susitna College ($6.3) - Prince William Sound College $88.6 - Bristol Bay Campus $83.2 - Fairbanks Campus $47.3 - Interior Alaska Campus ($374.0) - Kuskokwim Campus ($5.6) - Northwest Campus $480.7 - University of Alaska Fairbanks Community and Technical College $56.8 - Juneau Campus $33.8 - Ketchikan Campus $121.8 - Sitka Campus												
Distribute University of Alaska Receipt Authority												
	Trout	-150.0	0.0	0.0	-150.0	0.0	0.0	0.0	0.0	0	0	0
1048 Univ Rcpt	-150.0											
Distribute University of Alaska receipt authority to better align with estimated expenditures in FY2023.												
$1,409.0 - Education Trust of Alaska ($1,409.0) - Anchorage Campus ($150.0) - Bristol Bay Campus ($20.0) - Chukchi Campus ($1,075.0) - College of Rural and Campus Development $2,745.0 - Fairbanks Campus ($600.0) - Interior Alaska Campus ($350.0) - Kuskokwim Campus ($50.0) - Northwest Campus ($500.0) - University of Alaska Fairbanks Community and Technical College												
University of Alaska FY2023 Transfer to Budget Reductions/Additions												
	Trout	-1,145.0	0.0	0.0	-1,145.0	0.0	0.0	0.0	0.0	0	0	0
1004 Gen Fund	-1,145.0											
Transfer FY2023 conference committee unrestricted general funds from all components to budget reductions/additions. Funds will be redistributed to adjust for the												

Component: Bristol Bay Campus (1417)
RDU: University of Alaska Fairbanks (236)

Scenario/Change Record Title	Trans Type	Totals	Personal Services	Travel	Services	Commodities	Capital Outlay	Grants, Benefits	Miscellaneous	Positions PFT	PPT	NP
impact of the multiple years of budget reductions.												
$288,941.1 - Budget Reductions/Additions - Systemwide												
($6,458.9) - Systemwide Services												
($4,896.1) - Office of Information Technology												
($88,610.2) - Anchorage Campus												
($959.6) - Small Business Development Center												
($6,430.5) - Kenai Peninsula College												
($2,351.3) - Kodiak College												
($4,682.3) - Matanuska-Susitna College												
($2,725.9) - Prince William Sound College												
($129,336.8) - Fairbanks Campus												
($1,145.0) - Bristol Bay College												
($640.4) - Chukchi Campus												
($4,843.7) - College of Rural and Community Development												
($1,360.0) - Interior Alaska Campus												
($2,451.3) - Kuskokwim Campus												
($1,221.2) - Northwest Campus												
($4,941.9) - University of Alaska Fairbanks Community and Technical college												
($21,712.1) - Juneau Campus												
($1,899.8) - Ketchikan Campus												
($2,274.1) - Sitka Campus												
University of Alaska FY2023 Distribution of Base State Funds												
	Trin	1,100.3	0.0	0.0	1,100.3	0.0	0.0	0.0	0.0	0	0	0
1004 Gen Fund	1,100.3											
Redistribute unrestricted general funds from budget reductions/additions to all components. Represents the resetting impact of the multi-year budget reductions and the limitations imposed given the dual appropriation. FY2023 increases for compensation, fixed costs, and programs are recorded in separate change records.												
($272,733.5) - Budget Reductions/Additions - Systemwide												
$8,994.9 - Systemwide Services												
$5,570.3 - Office of Information Technology												
$83,768.7 - Anchorage Campus												
$959.6 - Small Business Development Center												
$6,289.1 - Kenai Peninsula College												
$2,303.3 - Kodiak College												
$4,568.7 - Matanuska-Susitna College												
$2,666.7 - Prince William Sound College												
$120,838.3 - Fairbanks Campus												
$1,100.3 - Bristol Bay College												

Component: Bristol Bay Campus (1417)
RDU: University of Alaska Fairbanks (236)

Scenario/Change Record Title	Trans Type	Totals	Personal Services	Travel	Services	Commodities	Capital Outlay	Grants, Benefits	Miscellaneous	Positions PFT	Positions PPT	Positions NP
$607.8 - Chukchi Campus												
$4,786.3 - College of Rural and Community Development												
$1,294.5 - Interior Alaska Campus												
$2,324.6 - Kuskokwim Campus												
$1,161.7 - Northwest Campus												
$4,884.3 - University of Alaska Fairbanks Community and Technical college												
$17,076.2 - Juneau Campus												
$1,602.9 - Ketchikan Campus												
$1,935.3 - Sitka Campus												
University of Alaska Compensation Increases												
	Trin	14.4	14.4	0.0	0.0	0.0	0.0	0.0	0.0	0	0	0
1004 Gen Fund	14.4											

Distribute funding for compensation increases to the following employee groups: University of Alaska non-union staff, Fairbanks Firefighters Association union, and Alaska Higher Education Crafts and Trades Employees (local 6070) union.

($4,357.6) - Budget Reductions/Additions - Systemwide
$346.6 - Systemwide Services
$127.7 - Office of Information Technology
$1,364.5 - Anchorage Campus
$78.1 - Kenai Peninsula College
$24.2 - Kodiak College
$63.5 - Matanuska-Susitna College
$47.3 - Prince William Sound College
$1,800.9 - Fairbanks Campus
$14.4 - Bristol Bay College
$10.3 - Chukchi Campus
$43.8 - College of Rural and Community Development
$16.8 - Interior Alaska Campus
$37.3 - Kuskokwim Campus
$17.5 - Northwest Campus
$48.0 - University of Alaska Fairbanks Community and Technical college
$257.6 - Juneau Campus
$32.2 - Ketchikan Campus
$26.9 - Sitka Campus

University of Alaska Community Campuses Fixed Cost Increases												
	Trin	7.3	0.0	0.0	7.3	0.0	0.0	0.0	0.0	0	0	0
1004 Gen Fund	7.3											

Reallocate unrestricted general funds from main campuses to community campuses to off-set fixed cost increases. This distribution is necessary to preserve

Component: Bristol Bay Campus (1417)
RDU: University of Alaska Fairbanks (236)

Scenario/Change Record Title	Trans Type	Totals	Personal Services	Travel	Services	Commodities	Capital Outlay	Grants, Benefits	Miscellaneous	Positions PFT	Positions PPT	Positions NP
community campus funding as intended by the legislature.												
($135.0) - Systemwide Services												
($101.1) - Anchorage Campus												
$47.7 - Kenai Peninsula College												
$21.9 - Kodiak College												
$26.5 - Matanuska-Susitna College												
$5.0 - Prince William Sound College												
($32.1) - Fairbanks Campus												
$7.3 - Bristol Bay College												
$2.0 - Chukchi Campus												
$9.1 - Interior Alaska Campus												
$8.0 - Kuskokwim Campus												
$5.7 - Northwest Campus												
($169.0) - Juneau Campus												
$139.3 - Ketchikan Campus												
$164.7 - Sitka Campus												
	Subtotal	**3,927.9**	**1,726.6**	**106.8**	**1,919.7**	**63.1**	**0.0**	**111.7**	**0.0**	**19**	**2**	**0**
********** **Changes From FY2023 Management Plan To FY2024 Governor** **********												
University of Alaska Compensation Increases – Staff, Faculty, and Firefighters												
	SalAdj	49.5	49.5	0.0	0.0	0.0	0.0	0.0	0.0	0	0	0
1004 Gen Fund	29.0											
1048 Univ Rcpt	20.5											

In accordance with the University of Alaska's mission, the University of Alaska is committed to providing a competitive total compensation package, including salary and benefits, that will attract, retain, and reward high-performing employees who share a passion for higher education. The University of Alaska strives to make employee compensation performance-based, competitive to institutions with similar missions, and commensurate with the individual's level of responsibility.

In FY2023, the University of Alaska was able to pay a two percent salary adjustment for all non-union staff, union-represented firefighters, and Local 6070 employees. The FY2024 request includes a 2.75 percent wage increase for staff and firefighters. Except for a market adjustment in FY2020, there has only been one across-the-board increase of one percent, for staff and firefighters, in the five prior years.

The University of Alaska and the United Academics faculty union (UNAC) reached a tentative agreement (TA) on a three-year contract that increases faculty pay by three percent in FY2023, 2.75 percent in FY2024, and 2.5 percent in FY2025. The TA is pending approval by the University of Alaska Board of Regents and the State Department of Administration, and ratification by the United Academics bargaining unit members. The FY2024 request includes a 2.75 percent wage increase for UNAC.

The University of Alaska and the United Academic Adjuncts faculty union (UNAD) reached a tentative agreement (TA) on a two-year contract that increases adjunct faculty pay for semester credit hour minimums by three percent in FY2023 and 2.75 percent in FY2024. The TA is pending approval by the University of Alaska Board of Regents and the State Department of Administration, and ratification by the adjunct bargaining unit members. The FY2024 request includes a

Component: Bristol Bay Campus (1417)
RDU: University of Alaska Fairbanks (236)

Scenario/Change Record Title	Trans Type	Totals	Personal Services	Travel	Services	Commodities	Capital Outlay	Grants, Benefits	Miscellaneous	Positions PFT	Positions PPT	Positions NP
2.75 percent pay increase for UNAD. The University of Alaska Pension Plan wage base shall increase from $42 thousand to $52 thousand effective the first full pay period after July 1, 2023. This change is estimated to cost $2,500.0. In FY2024, the University of Alaska will renew its medical (including dental and vision) plan at a higher rate. Parental leave (five days) will be added to the benefits package and life insurance employer-paid benefit plan coverage will increase from $50.0 to $100.0. This request includes $2,300.0 for health benefits increase expected in FY2024.												
	Totals	**3,977.4**	**1,776.1**	**106.8**	**1,919.7**	**63.1**	**0.0**	**111.7**	**0.0**	**19**	**2**	**0**

Personal Services Expenditure Detail
University of Alaska

Component: Bristol Bay Campus (1417)
RDU: University of Alaska Fairbanks (236)
Notes:
1. If a position is split, an asterisk (*) will appear in the Split/Count column. If the split position is also counted in the component, two asterisks (**) will appear in the column.
2. "Pool" PCN refers to UA temporary positions, such as adjunct faculty; student employees; and other non-permanent staff. Multiple incumbents may share the same labor pool position number

PCN	Job Class Title	Location	Time Status	Split/ Count	Employee Class	Benefit Rate	Annual Budgeted Salary	Annual Benefits	Total Costs	UGF Estimate
201781	Associate Professor	Dillingham	FT	*	United Academics BU	28.3%	22,200	6,283	28,483	23,815
201966	IS Ops Technician 2	Dillingham	FT		PERS - Classified	48.6%	47,500	23,085	70,585	51,066
204256	Admin Specialist 2	Dillingham	FT		PERS - Classified	48.6%	72,300	35,138	107,438	84,613
270209	Assistant Professor	Dillingham	FT		United Academics BU	28.3%	83,000	23,489	106,489	71,231
280228	Admin Generalist 4	Dillingham	PT		PERS - Classified	48.6%	100	-	100	-
280236	Director (Academic)	Dillingham	FT		Officer	24.6%	87,500	21,525	109,025	91,159
280239	Administrative Professional 2	Dillingham	FT		APT - Exempt Employees	38.5%	64,000	24,640	88,640	74,114
482005	Term Asst Professor	Dillingham	FT		United Academics BU	28.3%	82,500	23,348	105,848	53,101
482702	Student Svcs Manager 1	Dillingham	FT		APT - Exempt Employees	38.5%	62,700	24,140	86,840	72,609
482705	Admin Specialist 3	Dillingham	FT		APT - Exempt Employees	38.5%	62,700	24,140	86,840	21,771
482707	Admin Specialist 3	Dillingham	FT		APT - Exempt Employees	38.5%	100	-	100	-
482800	Student Svcs Professional 2	Dillingham	FT		PERS - Classified	48.6%	51,900	25,223	77,123	-
482801	Student Svcs Technician 2	Dillingham	FT		PERS - Classified	48.6%	38,800	18,857	57,657	-
482802	Admin Specialist 3 (NonExempt)	Dillingham	FT		PERS - Classified	48.6%	100	-	100	-
482803	Training & Development 3	Dillingham	PT		PERS - Classified	48.6%	22,900	11,129	34,029	-
482805	Training & Development 3	Dillingham	FT		PERS - Classified	48.6%	100	-	100	-
482806	Training & Development 1	Dillingham	FT		PERS - Classified	48.6%	21,600	10,498	32,098	-
482807	Admin Specialist 3	Dillingham	FT		APT - Exempt Employees	38.5%	100	-	100	-
482809	Admin Generalist 3	Dillingham	FT		PERS - Classified	48.6%	100	-	100	-
482811	Student Svcs Professional 2	Dillingham	FT		PERS - Classified	48.6%	46,100	22,405	68,505	50,445
482813	Student Svcs Professional 2	Dillingham	FT		PERS - Classified	48.6%	100	-	100	-
484801	Term Asst Professor	Dillingham	FT		United Academics BU	28.3%	103,000	29,149	132,149	66,296
Pool	Adjunct Facilty	Dillingham	PT		Non-Represented Adjunct Faculty	0.0%	4,012	357	4,369	3,653
Pool	Adjunct Facilty	Dillingham	PT		UNAD Adjunct Faculty	0.0%	26,103	2,330	28,433	23,773
Pool	UA Labor Pool	Dillingham	PT		Labor Pool	0.0%	501,351		501,351	222,974
					Total Position Costs		1,400,867	325,733	1,726,600	910,622

Full Time Positions:	19
Part Time Positions:	2
Positions in Component:	**21**

Federal Receipts (1002)	573,351
General Fund Receipts (1004)	910,622
Interagency Receipts (1007)	53,212
University Receipts (1048)	189,415
UA Intra-agency Transfers (1174)	-
UA Funding	**1,726,600**

State of Alaska
FY2024 Governor's Operating Budget

University of Alaska
Chukchi Campus
Component Budget Summary

Component: Chukchi Campus

Contribution to Department's Mission

To be a responsive and collaborative rural college, that inspires and develops each student to contribute to the cultural and civic needs of their community.

Core Services

- Provides academic, vocational and community-interest courses, as well as academic, financial aid advising and other student support for Northwest Arctic Borough residents on a broad selection of UA local and distance educational programs, which lead to occupational endorsements, certificates, and associate's, bachelor’s and master’s degrees.
- Serves Northwest Arctic Borough communities throughout an area the size of the state of Indiana (38,000 square miles) from its headquarters in Kotzebue.

Major Component Accomplishments in 2022

See University of Alaska Fairbanks RDU.

Key Component Challenges

See University of Alaska Fairbanks RDU.

Significant Changes in Results to be Delivered in FY2024

See University of Alaska Fairbanks RDU.

Statutory and Regulatory Authority

No statutes and regulations.

Contact Information

Contact: Michelle Rizk, Vice President, University Relations
Phone: (907) 450-8187
E-mail: marizk@alaska.edu

Chukchi Campus
Personal Services Information

Authorized Positions	FY2023 Management Plan	FY2024 Governor	Personal Services Costs	
			Annual Salaries	0
Full-time	7	7	Premium Pay	0
Part-time	0	0	Annual Benefits	0
Nonpermanent	0	0	*Less % Vacancy Factor*	()
			Lump Sum Premium Pay	0
Totals	**7**	**7**	**Total Personal Services**	

Position Classification Summary

Job Class Title	Anchorage	Fairbanks	Juneau	Others	Total
No personal services.					
Totals	**0**	**0**	**0**	**0**	**0**

Component Detail All Funds
University of Alaska

Component: Chukchi Campus (744) Non-Formula Component
RDU: University of Alaska Fairbanks (236)

	FY2022 Actuals	FY2023 Conference Committee	FY2023 Authorized	FY2023 Management Plan	FY2024 Governor	FY2023 Management Plan vs FY2024 Governor	
71000 Personal Services	0.0	970.0	970.0	937.2	965.3	28.1	3.0%
72000 Travel	0.0	10.8	10.8	9.3	9.3	0.0	0.0%
73000 Services	0.0	1,161.4	1,161.4	1,154.3	1,154.3	0.0	0.0%
74000 Commodities	0.0	62.6	62.6	63.2	63.2	0.0	0.0%
75000 Capital Outlay	0.0	0.0	0.0	0.0	0.0	0.0	0.0%
77000 Grants, Benefits	0.0	13.2	13.2	13.7	13.7	0.0	0.0%
78000 Miscellaneous	0.0	0.0	0.0	0.0	0.0	0.0	0.0%
Totals	**0.0**	**2,218.0**	**2,218.0**	**2,177.7**	**2,205.8**	**28.1**	**1.3%**
Fund Sources:							
1002 Fed Rcpts (Fed)	0.0	984.9	984.9	984.9	984.9	0.0	0.0%
1004 Gen Fund (UGF)	0.0	640.4	640.4	620.1	640.6	20.5	3.3%
1048 Univ Rcpt (DGF)	0.0	592.7	592.7	572.7	580.3	7.6	1.3%
Unrestricted General (UGF)	**0.0**	**640.4**	**640.4**	**620.1**	**640.6**	**20.5**	**3.3%**
Designated General (DGF)	**0.0**	**592.7**	**592.7**	**572.7**	**580.3**	**7.6**	**1.3%**
Other Funds	**0.0**	**0.0**	**0.0**	**0.0**	**0.0**	**0.0**	**0.0%**
Federal Funds	**0.0**	**984.9**	**984.9**	**984.9**	**984.9**	**0.0**	**0.0%**
Positions:							
Permanent Full Time	0	8	8	7	7	0	0.0%
Permanent Part Time	0	0	0	0	0	0	0.0%
Non Permanent	0	0	0	0	0	0	0.0%

Component Detail All Funds
University of Alaska

Component: Chukchi Campus (744) Non-Formula Component
RDU: University of Alaska Fairbanks CC (700)

	FY2022 Actuals	FY2023 Conference Committee	FY2023 Authorized	FY2023 Management Plan	FY2024 Governor	FY2023 Management Plan vs FY2024 Governor	
71000 Personal Services	656.9	0.0	0.0	0.0	0.0	0.0	0.0%
72000 Travel	12.0	0.0	0.0	0.0	0.0	0.0	0.0%
73000 Services	395.3	0.0	0.0	0.0	0.0	0.0	0.0%
74000 Commodities	68.2	0.0	0.0	0.0	0.0	0.0	0.0%
75000 Capital Outlay	0.0	0.0	0.0	0.0	0.0	0.0	0.0%
77000 Grants, Benefits	169.0	0.0	0.0	0.0	0.0	0.0	0.0%
78000 Miscellaneous	0.0	0.0	0.0	0.0	0.0	0.0	0.0%
Totals	**1,301.4**	**0.0**	**0.0**	**0.0**	**0.0**	**0.0**	**0.0%**
Fund Sources:							
1002 Fed Rcpts (Fed)	467.2	0.0	0.0	0.0	0.0	0.0	0.0%
1004 Gen Fund (UGF)	655.6	0.0	0.0	0.0	0.0	0.0	0.0%
1007 I/A Rcpts (Other)	5.7	0.0	0.0	0.0	0.0	0.0	0.0%
1048 Univ Rcpt (DGF)	165.9	0.0	0.0	0.0	0.0	0.0	0.0%
1174 UA I/A (Other)	7.0	0.0	0.0	0.0	0.0	0.0	0.0%
Unrestricted General (UGF)	**655.6**	**0.0**	**0.0**	**0.0**	**0.0**	**0.0**	**0.0%**
Designated General (DGF)	**165.9**	**0.0**	**0.0**	**0.0**	**0.0**	**0.0**	**0.0%**
Other Funds	**12.7**	**0.0**	**0.0**	**0.0**	**0.0**	**0.0**	**0.0%**
Federal Funds	**467.2**	**0.0**	**0.0**	**0.0**	**0.0**	**0.0**	**0.0%**
Positions:							
Permanent Full Time	8	0	0	0	0	0	0.0%
Permanent Part Time	0	0	0	0	0	0	0.0%
Non Permanent	0	0	0	0	0	0	0.0%

Change Record Detail - Multiple Scenarios with Descriptions
University of Alaska

Component: Chukchi Campus (744)
RDU: University of Alaska Fairbanks (236)

Scenario/Change Record Title	Trans Type	Totals	Personal Services	Travel	Services	Commodities	Capital Outlay	Grants, Benefits	Miscellaneous	Positions PFT	Positions PPT	Positions NP
********** Changes From FY2023 Conference Committee To FY2023 Authorized **********												
FY2023 Conference Committee												
	ConfCom	2,218.0	970.0	10.8	1,161.4	62.6	0.0	13.2	0.0	8	0	0
1002 Fed Rcpts		984.9										
1004 Gen Fund		640.4										
1048 Univ Rcpt		592.7										
	Subtotal	**2,218.0**	**970.0**	**10.8**	**1,161.4**	**62.6**	**0.0**	**13.2**	**0.0**	**8**	**0**	**0**
********** Changes From FY2023 Authorized To FY2023 Management Plan **********												
Align Authority with Anticipated Expenditures												
	LIT	0.0	-43.1	-1.5	43.5	0.6	0.0	0.5	0.0	0	0	0

Transfers between expenditure categories that University of Alaska management and the Board of Regents have deemed necessary to accurately reflect expenditure levels for FY2023.

Transfer Positions Between Allocations for Anticipated Needs												
	PosAdj	0.0	0.0	0.0	0.0	0.0	0.0	0.0	0.0	-1	0	0

Position Transfers deemed necessary to accurately reflect University of Alaska position assignments for FY2023. Positions will be transferred between various allocations.

Full-time Position Transfers:
(2) Systemwide Services
3 Office of Information Technology
4 Anchorage Campus
(2) Kenai Peninsula College
(1) Kodiak College
(2) Matanuska Susitna College
1 Prince William Sound College
(2) Fairbanks Campus
(3) Bristol Bay Campus
(1) Chukchi Campus
(1) Interior Alaska Campus
6 College of Rural and Community Development

Distribute University of Alaska Receipt Authority												
	Trout	-20.0	0.0	0.0	-20.0	0.0	0.0	0.0	0.0	0	0	0
1048 Univ Rcpt		-20.0										

Distribute University of Alaska receipt authority to better align with estimated expenditures in FY2023.

Component: Chukchi Campus (744)
RDU: University of Alaska Fairbanks (236)

Scenario/Change Record Title	Trans Type	Totals	Personal Services	Travel	Services	Commodities	Capital Outlay	Grants, Benefits	Miscellaneous	Positions PFT	Positions PPT	Positions NP
$1,409.0 - Education Trust of Alaska												
($1,409.0) - Anchorage Campus												
($150.0) - Bristol Bay Campus												
($20.0) - Chukchi Campus												
($1,075.0) - College of Rural and Campus Development												
$2,745.0 - Fairbanks Campus												
($600.0) - Interior Alaska Campus												
($350.0) - Kuskokwim Campus												
($50.0) - Northwest Campus												
($500.0) - University of Alaska Fairbanks Community and Technical College												
University of Alaska FY2023 Transfer to Budget Reductions/Additions												
	Trout	-640.4	0.0	0.0	-640.4	0.0	0.0	0.0	0.0	0	0	0
1004 Gen Fund	-640.4											
Transfer FY2023 conference committee unrestricted general funds from all components to budget reductions/additions. Funds will be redistributed to adjust for the impact of the multiple years of budget reductions.												
$288,941.1 - Budget Reductions/Additions - Systemwide												
($6,458.9) - Systemwide Services												
($4,896.1) - Office of Information Technology												
($88,610.2) - Anchorage Campus												
($959.6) - Small Business Development Center												
($6,430.5) - Kenai Peninsula College												
($2,351.3) - Kodiak College												
($4,682.3) - Matanuska-Susitna College												
($2,725.9) - Prince William Sound College												
($129,336.8) - Fairbanks Campus												
($1,145.0) - Bristol Bay College												
($640.4) - Chukchi Campus												
($4,843.7) - College of Rural and Community Development												
($1,360.0) - Interior Alaska Campus												
($2,451.3) - Kuskokwim Campus												
($1,221.2) - Northwest Campus												
($4,941.9) - University of Alaska Fairbanks Community and Technical college												
($21,712.1) - Juneau Campus												
($1,899.8) - Ketchikan Campus												
($2,274.1) - Sitka Campus												
University of Alaska FY2023 Distribution of Base State Funds												
	Trin	607.8	0.0	0.0	607.8	0.0	0.0	0.0	0.0	0	0	0
1004 Gen Fund	607.8											

Component: Chukchi Campus (744)
RDU: University of Alaska Fairbanks (236)

Scenario/Change Record Title	Trans Type	Totals	Personal Services	Travel	Services	Commodities	Capital Outlay	Grants, Benefits	Miscellaneous	Positions PFT	PPT	NP
Redistribute unrestricted general funds from budget reductions/additions to all components. Represents the resetting impact of the multi-year budget reductions and the limitations imposed given the dual appropriation. FY2023 increases for compensation, fixed costs, and programs are recorded in separate change records. ($272,733.5) - Budget Reductions/Additions - Systemwide $8,994.9 - Systemwide Services $5,570.3 - Office of Information Technology $83,768.7 - Anchorage Campus $959.6 - Small Business Development Center $6,289.1 - Kenai Peninsula College $2,303.3 - Kodiak College $4,568.7 - Matanuska-Susitna College $2,666.7 - Prince William Sound College $120,838.3 - Fairbanks Campus $1,100.3 - Bristol Bay College $607.8 - Chukchi Campus $4,786.3 - College of Rural and Community Development $1,294.5 - Interior Alaska Campus $2,324.6 - Kuskokwim Campus $1,161.7 - Northwest Campus $4,884.3 - University of Alaska Fairbanks Community and Technical college $17,076.2 - Juneau Campus $1,602.9 - Ketchikan Campus $1,935.3 - Sitka Campus												
University of Alaska Compensation Increases												
	Trin	10.3	10.3	0.0	0.0	0.0	0.0	0.0	0.0	0	0	0
1004 Gen Fund		10.3										
Distribute funding for compensation increases to the following employee groups: University of Alaska non-union staff, Fairbanks Firefighters Association union, and Alaska Higher Education Crafts and Trades Employees (local 6070) union. ($4,357.6) - Budget Reductions/Additions - Systemwide $346.6 - Systemwide Services $127.7 - Office of Information Technology $1,364.5 - Anchorage Campus $78.1 - Kenai Peninsula College $24.2 - Kodiak College $63.5 - Matanuska-Susitna College $47.3 - Prince William Sound College $1,800.9 - Fairbanks Campus												

Component: Chukchi Campus (744)
RDU: University of Alaska Fairbanks (236)

Scenario/Change Record Title	Trans Type	Totals	Personal Services	Travel	Services	Commodities	Capital Outlay	Grants, Benefits	Miscellaneous	Positions PFT	Positions PPT	Positions NP
$14.4 - Bristol Bay College												
$10.3 - Chukchi Campus												
$43.8 - College of Rural and Community Development												
$16.8 - Interior Alaska Campus												
$37.3 - Kuskokwim Campus												
$17.5 - Northwest Campus												
$48.0 - University of Alaska Fairbanks Community and Technical college												
$257.6 - Juneau Campus												
$32.2 - Ketchikan Campus												
$26.9 - Sitka Campus												
University of Alaska Community Campuses Fixed Cost Increases												
	Trin	2.0	0.0	0.0	2.0	0.0	0.0	0.0	0.0	0	0	0
1004 Gen Fund	2.0											
Reallocate unrestricted general funds from main campuses to community campuses to off-set fixed cost increases. This distribution is necessary to preserve community campus funding as intended by the legislature.												
($135.0) - Systemwide Services												
($101.1) - Anchorage Campus												
$47.7 - Kenai Peninsula College												
$21.9 - Kodiak College												
$26.5 - Matanuska-Susitna College												
$5.0 - Prince William Sound College												
($32.1) - Fairbanks Campus												
$7.3 - Bristol Bay College												
$2.0 - Chukchi Campus												
$9.1 - Interior Alaska Campus												
$8.0 - Kuskokwim Campus												
$5.7 - Northwest Campus												
($169.0) - Juneau Campus												
$139.3 - Ketchikan Campus												
$164.7 - Sitka Campus												
	Subtotal	**2,177.7**	**937.2**	**9.3**	**1,154.3**	**63.2**	**0.0**	**13.7**	**0.0**	**7**	**0**	**0**
********** **Changes From FY2023 Management Plan To FY2024 Governor** **********												
University of Alaska Compensation Increases – Staff, Faculty, and Firefighters												
	SalAdj	28.1	28.1	0.0	0.0	0.0	0.0	0.0	0.0	0	0	0
1004 Gen Fund	20.5											
1048 Univ Rcpt	7.6											

Change Record Detail - Multiple Scenarios with Descriptions
University of Alaska

Component: Chukchi Campus (744)
RDU: University of Alaska Fairbanks (236)

Scenario/Change Record Title	Trans Type	Totals	Personal Services	Travel	Services	Commodities	Capital Outlay	Grants, Benefits	Miscellaneous	Positions PFT	Positions PPT	Positions NP

In accordance with the University of Alaska's mission, the University of Alaska is committed to providing a competitive total compensation package, including salary and benefits, that will attract, retain, and reward high-performing employees who share a passion for higher education. The University of Alaska strives to make employee compensation performance-based, competitive to institutions with similar missions, and commensurate with the individual's level of responsibility.

In FY2023, the University of Alaska was able to pay a two percent salary adjustment for all non-union staff, union-represented firefighters, and Local 6070 employees. The FY2024 request includes a 2.75 percent wage increase for staff and firefighters. Except for a market adjustment in FY2020, there has only been one across-the-board increase of one percent, for staff and firefighters, in the five prior years.

The University of Alaska and the United Academics faculty union (UNAC) reached a tentative agreement (TA) on a three-year contract that increases faculty pay by three percent in FY2023, 2.75 percent in FY2024, and 2.5 percent in FY2025. The TA is pending approval by the University of Alaska Board of Regents and the State Department of Administration, and ratification by the United Academics bargaining unit members. The FY2024 request includes a 2.75 percent wage increase for UNAC.

The University of Alaska and the United Academic Adjuncts faculty union (UNAD) reached a tentative agreement (TA) on a two-year contract that increases adjunct faculty pay for semester credit hour minimums by three percent in FY2023 and 2.75 percent in FY2024. The TA is pending approval by the University of Alaska Board of Regents and the State Department of Administration, and ratification by the adjunct bargaining unit members. The FY2024 request includes a 2.75 percent pay increase for UNAD.

The University of Alaska Pension Plan wage base shall increase from $42 thousand to $52 thousand effective the first full pay period after July 1, 2023. This change is estimated to cost $2,500.0.

In FY2024, the University of Alaska will renew its medical (including dental and vision) plan at a higher rate. Parental leave (five days) will be added to the benefits package and life insurance employer-paid benefit plan coverage will increase from $50.0 to $100.0. This request includes $2,300.0 for health benefits increase expected in FY2024.

	Totals	**2,205.8**	**965.3**	**9.3**	**1,154.3**	**63.2**	**0.0**	**13.7**	**0.0**	**7**	**0**	**0**

Personal Services Expenditure Detail
University of Alaska

Component: Chukchi Campus (744)
RDU: University of Alaska Fairbanks (236)
Notes:
1. If a position is split, an asterisk (*) will appear in the Split/Count column. If the split position is also counted in the component, two asterisks (**) will appear in the column.
2. "Pool" PCN refers to UA temporary positions, such as adjunct faculty; student employees; and other non-permanent staff. Multiple incumbents may share the same labor pool position number

PCN	Job Class Title	Location	Time Status	Split/ Count	Employee Class	Benefit Rate	Annual Budgeted Salary	Annual Benefits	Total Costs	UGF Estimate
270000	Director (Academic)	Kotzebue	FT		Officer	24.6%	106,100	26,101	132,201	111,915
270002	Student Svcs Professional 1	Kotzebue	FT		PERS - Classified	48.6%	44,500	21,627	66,127	55,980
483700	Admin Specialist 2 (Exempt)	Kotzebue	FT		APT - Exempt Employees	38.5%	65,600	25,256	90,856	-
483800	Library Technician 3	Kotzebue	FT		PERS - Classified	48.6%	60,600	29,452	90,052	-
483804	Admin Generalist 3	Kotzebue	FT		PERS - Classified	48.6%	40,200	19,537	59,737	25,285
483807	Admin Specialist 3	Kotzebue	FT		APT - Exempt Employees	38.5%	76,000	29,260	105,260	44,554
487803	Student Svcs Professional 3	Kotzebue	FT		APT - Exempt Employees	38.5%	76,000	29,260	105,260	-
Pool	Adjunct Facilty	Kotzebue	PT		Non-Represented Adjunct Faculty	0.0%	20,146	1,817	21,963	18,593
Pool	Adjunct Facilty	Kotzebue	PT		UNAD Adjunct Faculty	0.0%	54,169	4,821	58,991	49,939
Pool	UA Labor Pool	Kotzebue	PT		Labor Pool	0.0%	206,754		206,754	62,003
					Total Position Costs		750,069	187,131	937,200	368,269

Full Time Positions:	7
Part Time Positions:	
Positions in Component:	**7**

Federal Receipts (1002)	383,351
General Fund Receipts (1004)	368,269
Interagency Receipts (1007)	-
University Receipts (1048)	185,580
UA Intra-agency Transfers (1174)	-
UA Funding	**937,200**

State of Alaska
FY2024 Governor's Operating Budget

University of Alaska
College of Rural and Community Development
Component Budget Summary

Component: College of Rural and Community Development

Contribution to Department's Mission

The College of Rural and Community Development (CRCD) provides academic and vocational education and outreach that promotes workforce preparation, economic development, life-long learning, and community development throughout Alaska, with an emphasis on Alaska Natives and underserved communities.

The Rural College is a special administrative unit of the College of Rural and Community Development (CRCD) Fairbanks campus. The Rural College provides overall administrative oversight and college-wide support. The Rural College is technically not a degree granting entity. Due to CRCD's unique structure, the Rural College shares the same mission statement as CRCD.

Core Services

- Offers certificate, Associate of Applied Science (AAS) and Associate of Arts programs.
- Offers bachelor’s degrees in child and family studies, Alaska Native studies and rural development, and a master’s degree in rural development via audio conference and real-time online classes statewide.
- Coordinates Tech Prep and other Early College programs for rural campuses.

Major Component Accomplishments in 2022

See University of Alaska Fairbanks RDU.

Key Component Challenges

See University of Alaska Fairbanks RDU.

Significant Changes in Results to be Delivered in FY2024

See University of Alaska Fairbanks RDU.

Statutory and Regulatory Authority

No statutes and regulations.

Contact Information

Contact: Michelle Rizk, Vice President, University Relations
Phone: (907) 450-8187
E-mail: marizk@alaska.edu

College of Rural and Community Development
Personal Services Information

Authorized Positions	FY2023 Management Plan	FY2024 Governor	Personal Services Costs	
			Annual Salaries	0
Full-time	49	49	Premium Pay	0
Part-time	2	2	Annual Benefits	0
Nonpermanent	0	0	*Less % Vacancy Factor*	()
			Lump Sum Premium Pay	0
Totals	**51**	**51**	**Total Personal Services**	

Position Classification Summary

Job Class Title	Anchorage	Fairbanks	Juneau	Others	Total
No personal services.					
Totals	**0**	**0**	**0**	**0**	**0**

Component Detail All Funds
University of Alaska

Component: College of Rural and Community Development (956) Non-Formula Component
RDU: University of Alaska Fairbanks (236)

	FY2022 Actuals	FY2023 Conference Committee	FY2023 Authorized	FY2023 Management Plan	FY2024 Governor	FY2023 Management Plan vs FY2024 Governor	
71000 Personal Services	0.0	4,476.0	4,476.0	5,130.6	5,326.4	195.8	3.8%
72000 Travel	0.0	149.0	149.0	191.6	191.6	0.0	0.0%
73000 Services	0.0	4,264.3	4,264.3	2,631.3	2,631.3	0.0	0.0%
74000 Commodities	0.0	114.3	114.3	131.0	131.0	0.0	0.0%
75000 Capital Outlay	0.0	0.0	0.0	0.0	0.0	0.0	0.0%
77000 Grants, Benefits	0.0	265.0	265.0	295.5	295.5	0.0	0.0%
78000 Miscellaneous	0.0	0.0	0.0	0.0	0.0	0.0	0.0%
Totals	**0.0**	**9,268.6**	**9,268.6**	**8,380.0**	**8,575.8**	**195.8**	**2.3%**
Fund Sources:							
1002 Fed Rcpts (Fed)	0.0	442.3	442.3	642.3	642.3	0.0	0.0%
1004 Gen Fund (UGF)	0.0	4,843.7	4,843.7	4,830.1	5,009.4	179.3	3.7%
1007 I/A Rcpts (Other)	0.0	360.6	360.6	360.6	360.6	0.0	0.0%
1048 Univ Rcpt (DGF)	0.0	3,389.1	3,389.1	2,314.1	2,330.6	16.5	0.7%
1174 UA I/A (Other)	0.0	232.9	232.9	232.9	232.9	0.0	0.0%
Unrestricted General (UGF)	**0.0**	**4,843.7**	**4,843.7**	**4,830.1**	**5,009.4**	**179.3**	**3.7%**
Designated General (DGF)	**0.0**	**3,389.1**	**3,389.1**	**2,314.1**	**2,330.6**	**16.5**	**0.7%**
Other Funds	**0.0**	**593.5**	**593.5**	**593.5**	**593.5**	**0.0**	**0.0%**
Federal Funds	**0.0**	**442.3**	**442.3**	**642.3**	**642.3**	**0.0**	**0.0%**
Positions:							
Permanent Full Time	0	43	43	49	49	0	0.0%
Permanent Part Time	0	2	2	2	2	0	0.0%
Non Permanent	0	0	0	0	0	0	0.0%

Component Detail All Funds
University of Alaska

Component: College of Rural and Community Development (956) Non-Formula Component
RDU: University of Alaska Fairbanks CC (700)

	FY2022 Actuals	FY2023 Conference Committee	FY2023 Authorized	FY2023 Management Plan	FY2024 Governor	FY2023 Management Plan vs FY2024 Governor	
71000 Personal Services	4,855.7	0.0	0.0	0.0	0.0	0.0	0.0%
72000 Travel	146.5	0.0	0.0	0.0	0.0	0.0	0.0%
73000 Services	799.3	0.0	0.0	0.0	0.0	0.0	0.0%
74000 Commodities	248.6	0.0	0.0	0.0	0.0	0.0	0.0%
75000 Capital Outlay	900.6	0.0	0.0	0.0	0.0	0.0	0.0%
77000 Grants, Benefits	593.2	0.0	0.0	0.0	0.0	0.0	0.0%
78000 Miscellaneous	0.0	0.0	0.0	0.0	0.0	0.0	0.0%
Totals	**7,543.9**	**0.0**	**0.0**	**0.0**	**0.0**	**0.0**	**0.0%**
Fund Sources:							
1002 Fed Rcpts (Fed)	319.4	0.0	0.0	0.0	0.0	0.0	0.0%
1004 Gen Fund (UGF)	4,331.6	0.0	0.0	0.0	0.0	0.0	0.0%
1007 I/A Rcpts (Other)	179.3	0.0	0.0	0.0	0.0	0.0	0.0%
1048 Univ Rcpt (DGF)	2,263.4	0.0	0.0	0.0	0.0	0.0	0.0%
1174 UA I/A (Other)	47.1	0.0	0.0	0.0	0.0	0.0	0.0%
1265 COVID Fed (Fed)	403.1	0.0	0.0	0.0	0.0	0.0	0.0%
Unrestricted General (UGF)	**4,331.6**	**0.0**	**0.0**	**0.0**	**0.0**	**0.0**	**0.0%**
Designated General (DGF)	**2,263.4**	**0.0**	**0.0**	**0.0**	**0.0**	**0.0**	**0.0%**
Other Funds	**226.4**	**0.0**	**0.0**	**0.0**	**0.0**	**0.0**	**0.0%**
Federal Funds	**722.5**	**0.0**	**0.0**	**0.0**	**0.0**	**0.0**	**0.0%**
Positions:							
Permanent Full Time	43	0	0	0	0	0	0.0%
Permanent Part Time	2	0	0	0	0	0	0.0%
Non Permanent	0	0	0	0	0	0	0.0%

Change Record Detail - Multiple Scenarios with Descriptions
University of Alaska

Component: College of Rural and Community Development (956)
RDU: University of Alaska Fairbanks (236)

Scenario/Change Record Title	Trans Type	Totals	Personal Services	Travel	Services	Commodities	Capital Outlay	Grants, Benefits	Miscellaneous	Positions PFT	Positions PPT	Positions NP
********** Changes From FY2023 Conference Committee To FY2023 Authorized **********												
FY2023 Conference Committee	ConfCom	9,268.6	4,476.0	149.0	4,264.3	114.3	0.0	265.0	0.0	43	2	0
1002 Fed Rcpts	442.3											
1004 Gen Fund	4,843.7											
1007 I/A Rcpts	360.6											
1048 Univ Rcpt	3,389.1											
1174 UA I/A	232.9											
	Subtotal	**9,268.6**	**4,476.0**	**149.0**	**4,264.3**	**114.3**	**0.0**	**265.0**	**0.0**	**43**	**2**	**0**
********** Changes From FY2023 Authorized To FY2023 Management Plan **********												
Align Authority with Anticipated Expenditures	LIT	0.0	610.8	42.6	-700.6	16.7	0.0	30.5	0.0	0	0	0

Transfers between expenditure categories that University of Alaska management and the Board of Regents have deemed necessary to accurately reflect expenditure levels for FY2023.

Transfer Positions Between Allocations for Anticipated Needs	PosAdj	0.0	0.0	0.0	0.0	0.0	0.0	0.0	0.0	6	0	0

Position Transfers deemed necessary to accurately reflect University of Alaska position assignments for FY2023. Positions will be transferred between various allocations.

Full-time Position Transfers:
(2) Systemwide Services
3 Office of Information Technology
4 Anchorage Campus
(2) Kenai Peninsula College
(1) Kodiak College
(2) Matanuska Susitna College
1 Prince William Sound College
(2) Fairbanks Campus
(3) Bristol Bay Campus
(1) Chukchi Campus
(1) Interior Alaska Campus
6 College of Rural and Community Development

Distribute University of Alaska Receipt Authority	Trout	-1,075.0	0.0	0.0	-1,075.0	0.0	0.0	0.0	0.0	0	0	0
1048 Univ Rcpt	-1,075.0											

Component: College of Rural and Community Development (956)
RDU: University of Alaska Fairbanks (236)

Scenario/Change Record Title	Trans Type	Totals	Personal Services	Travel	Services	Commodities	Capital Outlay	Grants, Benefits	Miscellaneous	Positions PFT	Positions PPT	Positions NP
Distribute University of Alaska receipt authority to better align with estimated expenditures in FY2023.												
$1,409.0 - Education Trust of Alaska ($1,409.0) - Anchorage Campus ($150.0) - Bristol Bay Campus ($20.0) - Chukchi Campus ($1,075.0) - College of Rural and Campus Development $2,745.0 - Fairbanks Campus ($600.0) - Interior Alaska Campus ($350.0) - Kuskokwim Campus ($50.0) - Northwest Campus ($500.0) - University of Alaska Fairbanks Community and Technical College												
Distribute Federal Receipt Authority												
	Trin	200.0	0.0	0.0	200.0	0.0	0.0	0.0	0.0	0	0	0
1002 Fed Rcpts	200.0											
Transfer federal receipt authority to better align with estimated expenditures in FY2023. $200.0 - College of Rural and Community Development ($200.0) - Northwest Campus												
University of Alaska FY2023 Transfer to Budget Reductions/Additions												
	Trout	-4,843.7	0.0	0.0	-4,843.7	0.0	0.0	0.0	0.0	0	0	0
1004 Gen Fund	-4,843.7											
Transfer FY2023 conference committee unrestricted general funds from all components to budget reductions/additions. Funds will be redistributed to adjust for the impact of the multiple years of budget reductions. $288,941.1 - Budget Reductions/Additions - Systemwide ($6,458.9) - Systemwide Services ($4,896.1) - Office of Information Technology ($88,610.2) - Anchorage Campus ($959.6) - Small Business Development Center ($6,430.5) - Kenai Peninsula College ($2,351.3) - Kodiak College ($4,682.3) - Matanuska-Susitna College ($2,725.9) - Prince William Sound College ($129,336.8) - Fairbanks Campus ($1,145.0) - Bristol Bay College ($640.4) - Chukchi Campus												

Component: College of Rural and Community Development (956)
RDU: University of Alaska Fairbanks (236)

Scenario/Change Record Title	Trans Type	Totals	Personal Services	Travel	Services	Commodities	Capital Outlay	Grants, Benefits	Miscellaneous	Positions PFT	Positions PPT	Positions NP
($4,843.7) - College of Rural and Community Development												
($1,360.0) - Interior Alaska Campus												
($2,451.3) - Kuskokwim Campus												
($1,221.2) - Northwest Campus												
($4,941.9) - University of Alaska Fairbanks Community and Technical college												
($21,712.1) - Juneau Campus												
($1,899.8) - Ketchikan Campus												
($2,274.1) - Sitka Campus												
University of Alaska FY2023 Distribution of Base State Funds												
	Trin	4,786.3	0.0	0.0	4,786.3	0.0	0.0	0.0	0.0	0	0	0
1004 Gen Fund 4,786.3												

Redistribute unrestricted general funds from budget reductions/additions to all components. Represents the resetting impact of the multi-year budget reductions and the limitations imposed given the dual appropriation. FY2023 increases for compensation, fixed costs, and programs are recorded in separate change records.

($272,733.5) - Budget Reductions/Additions - Systemwide
$8,994.9 - Systemwide Services
$5,570.3 - Office of Information Technology
$83,768.7 - Anchorage Campus
$959.6 - Small Business Development Center
$6,289.1 - Kenai Peninsula College
$2,303.3 - Kodiak College
$4,568.7 - Matanuska-Susitna College
$2,666.7 - Prince William Sound College
$120,838.3 - Fairbanks Campus
$1,100.3 - Bristol Bay College
$607.8 - Chukchi Campus
$4,786.3 - College of Rural and Community Development
$1,294.5 - Interior Alaska Campus
$2,324.6 - Kuskokwim Campus
$1,161.7 - Northwest Campus
$4,884.3 - University of Alaska Fairbanks Community and Technical college
$17,076.2 - Juneau Campus
$1,602.9 - Ketchikan Campus
$1,935.3 - Sitka Campus

University of Alaska Compensation Increases												
	Trin	43.8	43.8	0.0	0.0	0.0	0.0	0.0	0.0	0	0	0
1004 Gen Fund 43.8												

Component: College of Rural and Community Development (956)
RDU: University of Alaska Fairbanks (236)

Scenario/Change Record Title	Trans Type	Totals	Personal Services	Travel	Services	Commodities	Capital Outlay	Grants, Benefits	Miscellaneous	Positions PFT	Positions PPT	Positions NP
Distribute funding for compensation increases to the following employee groups: University of Alaska non-union staff, Fairbanks Firefighters Association union, and Alaska Higher Education Crafts and Trades Employees (local 6070) union. ($4,357.6) - Budget Reductions/Additions - Systemwide $346.6 - Systemwide Services $127.7 - Office of Information Technology $1,364.5 - Anchorage Campus $78.1 - Kenai Peninsula College $24.2 - Kodiak College $63.5 - Matanuska-Susitna College $47.3 - Prince William Sound College $1,800.9 - Fairbanks Campus $14.4 - Bristol Bay College $10.3 - Chukchi Campus $43.8 - College of Rural and Community Development $16.8 - Interior Alaska Campus $37.3 - Kuskokwim Campus $17.5 - Northwest Campus $48.0 - University of Alaska Fairbanks Community and Technical college $257.6 - Juneau Campus $32.2 - Ketchikan Campus $26.9 - Sitka Campus												
	Subtotal	**8,380.0**	**5,130.6**	**191.6**	**2,631.3**	**131.0**	**0.0**	**295.5**	**0.0**	**49**	**2**	**0**
********** **Changes From FY2023 Management Plan To FY2024 Governor** **********												
University of Alaska Compensation Increases – Staff, Faculty, and Firefighters	SalAdj	195.8	195.8	0.0	0.0	0.0	0.0	0.0	0.0	0	0	0
1004 Gen Fund	179.3											
1048 Univ Rcpt	16.5											

In accordance with the University of Alaska's mission, the University of Alaska is committed to providing a competitive total compensation package, including salary and benefits, that will attract, retain, and reward high-performing employees who share a passion for higher education. The University of Alaska strives to make employee compensation performance-based, competitive to institutions with similar missions, and commensurate with the individual's level of responsibility.

In FY2023, the University of Alaska was able to pay a two percent salary adjustment for all non-union staff, union-represented firefighters, and Local 6070 employees. The FY2024 request includes a 2.75 percent wage increase for staff and firefighters. Except for a market adjustment in FY2020, there has only been one across-the-board increase of one percent, for staff and firefighters, in the five prior years.

The University of Alaska and the United Academics faculty union (UNAC) reached a tentative agreement (TA) on a three-year contract that increases faculty pay by three percent in FY2023, 2.75 percent in FY2024, and 2.5 percent in FY2025. The TA is pending approval by the University of Alaska Board of Regents and the State Department of Administration, and ratification by the United Academics bargaining unit members. The FY2024 request includes a 2.75 percent wage

Component: College of Rural and Community Development (956)
RDU: University of Alaska Fairbanks (236)

Scenario/Change Record Title	Trans Type	Totals	Personal Services	Travel	Services	Commodities	Capital Outlay	Grants, Benefits	Miscellaneous	Positions PFT	Positions PPT	Positions NP
increase for UNAC. The University of Alaska and the United Academic Adjuncts faculty union (UNAD) reached a tentative agreement (TA) on a two-year contract that increases adjunct faculty pay for semester credit hour minimums by three percent in FY2023 and 2.75 percent in FY2024. The TA is pending approval by the University of Alaska Board of Regents and the State Department of Administration, and ratification by the adjunct bargaining unit members. The FY2024 request includes a 2.75 percent pay increase for UNAD. The University of Alaska Pension Plan wage base shall increase from $42 thousand to $52 thousand effective the first full pay period after July 1, 2023. This change is estimated to cost $2,500.0. In FY2024, the University of Alaska will renew its medical (including dental and vision) plan at a higher rate. Parental leave (five days) will be added to the benefits package and life insurance employer-paid benefit plan coverage will increase from $50.0 to $100.0. This request includes $2,300.0 for health benefits increase expected in FY2024.												
	Totals	**8,575.8**	**5,326.4**	**191.6**	**2,631.3**	**131.0**	**0.0**	**295.5**	**0.0**	**49**	**2**	**0**

Personal Services Expenditure Detail
University of Alaska

Component: College of Rural and Community Development (956)
RDU: University of Alaska Fairbanks (236)
Notes:
1. If a position is split, an asterisk (*) will appear in the Split/Count column. If the split position is also counted in the component, two asterisks (**) will appear in the column.
2. "Pool" PCN refers to UA temporary positions, such as adjunct faculty; student employees; and other non-permanent staff. Multiple incumbents may share the same labor pool position number

PCN	Job Class Title	Location	Time Status	Split/ Count	Employee Class	Benefit Rate	Annual Budgeted Salary	Annual Benefits	Total Costs	UGF Estimate
200366	Associate Professor	Fairbanks	FT		United Academics BU	28.3%	78,100	22,102	100,202	79,915
201780	Assistant Professor	Fairbanks	FT		United Academics BU	28.3%	69,100	19,555	88,655	70,706
201835	Associate Professor	Fairbanks	FT		United Academics BU	28.3%	87,800	24,847	112,647	-
201882	Associate Professor	Fairbanks	FT		United Academics BU	28.3%	91,100	25,781	116,881	63,134
201891	Assistant Professor	Fairbanks	FT		United Academics BU	28.3%	67,000	18,961	85,961	68,557
201892	Fiscal Technician 4	Fairbanks	FT		PERS - Classified	48.6%	51,100	24,835	75,935	60,560
201893	Assistant Professor	Fairbanks	FT		United Academics BU	28.3%	68,000	19,244	87,244	69,580
202861	Associate Professor	Fairbanks	FT		United Academics BU	28.3%	90,200	25,527	115,727	92,296
204581	Associate Professor	Fairbanks	FT	*	United Academics BU	28.3%	33,000	9,339	42,339	33,767
207185	Student Svcs Manager 2	Fairbanks	FT		APT - Exempt Employees	38.5%	71,600	27,566	99,166	79,088
207360	Assistant Professor	Fairbanks	FT		United Academics BU	28.3%	68,700	19,442	88,142	70,296
208691	Assistant Professor	Fairbanks	FT		United Academics BU	28.3%	68,000	19,244	87,244	69,580
208701	Admin Specialist 3	Fairbanks	FT		APT - Exempt Employees	38.5%	77,500	29,838	107,338	85,605
208920	Student Svcs Professional 3	Fairbanks	FT		APT - Exempt Employees	38.5%	57,400	22,099	79,499	63,403
208985	Student Svcs Professional 3	Fairbanks	FT		APT - Exempt Employees	38.5%	54,200	20,867	75,067	59,868
208990	Student Svcs Professional 3	Fairbanks	FT		APT - Exempt Employees	38.5%	48,700	18,750	67,450	53,793
209091	Assistant Professor	Fairbanks	FT		United Academics BU	28.3%	70,100	19,838	89,938	71,729
211371	Research Professional 1	Fairbanks	FT	*	PERS - Classified	48.6%	22,700	11,032	33,732	26,903
213940	Dean (Academic)	Fairbanks	FT		Officer	24.6%	128,500	31,611	160,111	127,694
214196	Administrative Management 2	Fairbanks	FT		APT - Exempt Employees	38.5%	100	-	100	-
216215	Professor	Fairbanks	FT		United Academics BU	28.3%	86,100	24,366	110,466	88,101
216246	Assistant Professor	Fairbanks	FT		United Academics BU	28.3%	75,000	21,225	96,225	76,743
216250	Communications Specialist 3	Fairbanks	PT		PERS - Classified	48.6%	64,800	31,493	96,293	51,435
217065	Associate Professor	Fairbanks	FT		United Academics BU	28.3%	87,200	24,678	111,878	89,226
217500	Student Svcs Manager 3	Fairbanks	FT		APT - Exempt Employees	38.5%	85,700	32,995	118,695	94,663
240256	Assistant Professor	Fairbanks	FT		United Academics BU	28.3%	73,000	20,659	93,659	74,696
240814	Associate Professor	Fairbanks	FT		United Academics BU	28.3%	87,800	24,847	112,647	89,840
240816	Assistant Professor	Fairbanks	FT		United Academics BU	28.3%	95,000	26,885	121,885	97,207
240846	Administrative Management 2	Fairbanks	FT		APT - Exempt Employees	38.5%	86,600	33,341	119,941	95,657
240847	Fiscal Manager 3	Fairbanks	FT		APT - Exempt Employees	38.5%	72,400	27,874	100,274	79,972
240852	Associate Professor	Fairbanks	FT		United Academics BU	28.3%	77,800	22,017	99,817	79,608
240912	Student Svcs Professional 4	Fairbanks	FT		APT - Exempt Employees	38.5%	86,600	33,341	119,941	95,657
250366	Fiscal Technician 4	Fairbanks	FT		PERS - Classified	48.6%	71,600	34,798	106,398	84,856
251525	Associate Professor	Fairbanks	FT		United Academics BU	28.3%	81,100	22,951	104,051	82,984
270004	Student Svcs Professional 3	Fairbanks	FT		APT - Exempt Employees	38.5%	60,500	23,293	83,793	66,827

Personal Services Expenditure Detail
University of Alaska

Component: College of Rural and Community Development (956)
RDU: University of Alaska Fairbanks (236)
Notes:
1. If a position is split, an asterisk (*) will appear in the Split/Count column. If the split position is also counted in the component, two asterisks (**) will appear in the column.
2. "Pool" PCN refers to UA temporary positions, such as adjunct faculty; student employees; and other non-permanent staff. Multiple incumbents may share the same labor pool position number

PCN	Job Class Title	Location	Time Status	Split/ Count	Employee Class	Benefit Rate	Annual Budgeted Salary	Annual Benefits	Total Costs	UGF Estimate
270600	Student Svcs Manager 2	Fairbanks	FT		APT - Exempt Employees	38.5%	79,900	30,762	110,662	-
270638	Fiscal Technician 3	Fairbanks	FT		PERS - Classified	48.6%	100	-	100	-
280223	Human Resources Technician 3	Fairbanks	FT		PERS - Classified	48.6%	45,800	22,259	68,059	54,279
280251	Vice Chancellor (Academic)	Fairbanks	FT		Officer	24.6%	171,800	42,263	214,063	170,722
280259	Administrative Management 4	Fairbanks	FT		APT - Exempt Employees	38.5%	115,500	44,468	159,968	127,579
280275	Assistant Professor	Fairbanks	FT		United Academics BU	28.3%	73,300	20,744	94,044	75,003
290011	Admin Specialist 2	Fairbanks	FT		PERS - Classified	48.6%	54,400	26,438	80,838	64,471
414807	Library Professional 1	Fairbanks	FT		PERS - Classified	48.6%	50,600	24,592	75,192	59,968
484008	Student Svcs Professional 3	Fairbanks	FT		APT - Exempt Employees	38.5%	45,800	17,633	63,433	50,590
484010	Development 4	Fairbanks	FT		APT - Exempt Employees	38.5%	79,100	30,454	109,554	87,373
484806	Student Svcs Technician 3	Fairbanks	FT		PERS - Classified	48.6%	39,400	19,148	58,548	46,694
485009	Communications Specialist 4	Fairbanks	FT		APT - Exempt Employees	38.5%	55,900	21,522	77,422	61,746
487400	Student Svcs Professional 3	Fairbanks	FT		APT - Exempt Employees	38.5%	100	-	100	-
487703	Admin Generalist 3	Fairbanks	FT		PERS - Classified	48.6%	100	-	100	-
487809	Admin Specialist 3 (NonExempt)	Fairbanks	PT		PERS - Classified	48.6%	37,100	18,031	55,131	-
487813	Admin Generalist 3	Fairbanks	FT		PERS - Classified	48.6%	42,300	20,558	62,858	50,131
487814	Academic Administrator	Fairbanks	FT		Non-Represented Faculty	24.6%	77,500	19,065	96,565	77,014
487825	Student Svcs Professional 3	Fairbanks	FT		APT - Exempt Employees	38.5%	69,500	26,758	96,258	-
Pool	Adjunct Facilty	Fairbanks	PT		Non-Represented Adjunct Faculty	0.0%	56,000	5,024	61,024	48,668
Pool	Adjunct Facilty	Fairbanks	PT		UNAD Adjunct Faculty	0.0%	74,731	6,663	81,394	64,914
Pool	UA Labor Pool	Fairbanks	PT		Labor Pool	0.0%	255,950		255,950	178,248
					Total Position Costs		3,918,981	1,211,619	5,130,600	3,711,345

Full Time Positions:	49
Part Time Positions:	2
Positions in Component:	**51**

Federal Receipts (1002)	230,849
General Fund Receipts (1004)	3,711,345
Interagency Receipts (1007)	-
University Receipts (1048)	1,188,406
UA Intra-agency Transfers (1174)	-
UA Funding	**5,130,600**

State of Alaska
FY2024 Governor's Operating Budget

University of Alaska
Interior Alaska Campus
Component Budget Summary

Component: Interior Alaska Campus

Contribution to Department's Mission

The mission of the Interior-Alaska Campus (IAC) is to integrate lifelong educational opportunities with rural Alaska and Alaska Native communities, cultures and ways of life.

Core Services

- Serves Alaska's Interior region, a 200,000-square mile area larger than France, the largest land base of any rural campus.
- Serves 11 separate school districts, several state government service areas and three Alaska Native corporate regions, as well as an Alaska Native population that is culturally and linguistically diverse.
- Through three educational centers, offers a variety of degree and non-degree educational opportunities, including: occupational endorsements in content creation, facility maintenance, basic carpentry, wildland fire and tribal justice; certificates in tribal governance, construction trades technology and rural human services; an Associate of Applied Science in tribal governance and human services; and an Associate of Science.

Major Component Accomplishments in 2022

See University of Alaska Fairbanks RDU.

Key Component Challenges

See University of Alaska Fairbanks RDU.

Significant Changes in Results to be Delivered in FY2024

See University of Alaska Fairbanks RDU.

Statutory and Regulatory Authority

No statutes and regulations.

Contact Information

Contact: Michelle Rizk, Vice President, University Relations
Phone: (907) 450-8187
E-mail: marizk@alaska.edu

Interior Alaska Campus
Personal Services Information

Authorized Positions	FY2023 Management Plan	FY2024 Governor	Personal Services Costs	
			Annual Salaries	0
Full-time	27	27	Premium Pay	0
Part-time	0	0	Annual Benefits	0
Nonpermanent	0	0	*Less % Vacancy Factor*	()
			Lump Sum Premium Pay	0
Totals	**27**	**27**	**Total Personal Services**	

Position Classification Summary

Job Class Title	Anchorage	Fairbanks	Juneau	Others	Total
No personal services.					
Totals	**0**	**0**	**0**	**0**	**0**

Component Detail All Funds
University of Alaska

Component: Interior Alaska Campus (1418) Non-Formula Component
RDU: University of Alaska Fairbanks (236)

	FY2022 Actuals	FY2023 Conference Committee	FY2023 Authorized	FY2023 Management Plan	FY2024 Governor	FY2023 Management Plan vs FY2024 Governor	
71000 Personal Services	0.0	2,688.2	2,688.2	2,627.9	2,715.7	87.8	3.3%
72000 Travel	0.0	199.6	199.6	160.4	160.4	0.0	0.0%
73000 Services	0.0	2,147.7	2,147.7	1,682.5	1,682.5	0.0	0.0%
74000 Commodities	0.0	89.5	89.5	84.3	84.3	0.0	0.0%
75000 Capital Outlay	0.0	0.0	0.0	0.0	0.0	0.0	0.0%
77000 Grants, Benefits	0.0	141.7	141.7	119.3	119.3	0.0	0.0%
78000 Miscellaneous	0.0	0.0	0.0	0.0	0.0	0.0	0.0%
Totals	**0.0**	**5,266.7**	**5,266.7**	**4,674.4**	**4,762.2**	**87.8**	**1.9%**
Fund Sources:							
1002 Fed Rcpts (Fed)	0.0	1,594.7	1,594.7	1,594.7	1,594.7	0.0	0.0%
1004 Gen Fund (UGF)	0.0	1,360.0	1,360.0	1,320.4	1,379.7	59.3	4.5%
1007 I/A Rcpts (Other)	0.0	342.5	342.5	342.5	342.5	0.0	0.0%
1048 Univ Rcpt (DGF)	0.0	1,797.3	1,797.3	1,197.3	1,225.8	28.5	2.4%
1151 VoTech Ed (DGF)	0.0	47.2	47.2	94.5	94.5	0.0	0.0%
1174 UA I/A (Other)	0.0	125.0	125.0	125.0	125.0	0.0	0.0%
Unrestricted General (UGF)	**0.0**	**1,360.0**	**1,360.0**	**1,320.4**	**1,379.7**	**59.3**	**4.5%**
Designated General (DGF)	**0.0**	**1,844.5**	**1,844.5**	**1,291.8**	**1,320.3**	**28.5**	**2.2%**
Other Funds	**0.0**	**467.5**	**467.5**	**467.5**	**467.5**	**0.0**	**0.0%**
Federal Funds	**0.0**	**1,594.7**	**1,594.7**	**1,594.7**	**1,594.7**	**0.0**	**0.0%**
Positions:							
Permanent Full Time	0	28	28	27	27	0	0.0%
Permanent Part Time	0	0	0	0	0	0	0.0%
Non Permanent	0	0	0	0	0	0	0.0%

Component Detail All Funds
University of Alaska

Component: Interior Alaska Campus (1418) Non-Formula Component
RDU: University of Alaska Fairbanks CC (700)

	FY2022 Actuals	FY2023 Conference Committee	FY2023 Authorized	FY2023 Management Plan	FY2024 Governor	FY2023 Management Plan vs FY2024 Governor	
71000 Personal Services	2,300.1	0.0	0.0	0.0	0.0	0.0	0.0%
72000 Travel	65.4	0.0	0.0	0.0	0.0	0.0	0.0%
73000 Services	652.0	0.0	0.0	0.0	0.0	0.0	0.0%
74000 Commodities	88.6	0.0	0.0	0.0	0.0	0.0	0.0%
75000 Capital Outlay	6.3	0.0	0.0	0.0	0.0	0.0	0.0%
77000 Grants, Benefits	125.1	0.0	0.0	0.0	0.0	0.0	0.0%
78000 Miscellaneous	0.0	0.0	0.0	0.0	0.0	0.0	0.0%
Totals	**3,237.5**	**0.0**	**0.0**	**0.0**	**0.0**	**0.0**	**0.0%**
Fund Sources:							
1002 Fed Rcpts (Fed)	978.3	0.0	0.0	0.0	0.0	0.0	0.0%
1004 Gen Fund (UGF)	1,381.8	0.0	0.0	0.0	0.0	0.0	0.0%
1007 I/A Rcpts (Other)	253.0	0.0	0.0	0.0	0.0	0.0	0.0%
1048 Univ Rcpt (DGF)	552.2	0.0	0.0	0.0	0.0	0.0	0.0%
1151 VoTech Ed (DGF)	72.2	0.0	0.0	0.0	0.0	0.0	0.0%
Unrestricted General (UGF)	**1,381.8**	**0.0**	**0.0**	**0.0**	**0.0**	**0.0**	**0.0%**
Designated General (DGF)	**624.4**	**0.0**	**0.0**	**0.0**	**0.0**	**0.0**	**0.0%**
Other Funds	**253.0**	**0.0**	**0.0**	**0.0**	**0.0**	**0.0**	**0.0%**
Federal Funds	**978.3**	**0.0**	**0.0**	**0.0**	**0.0**	**0.0**	**0.0%**
Positions:							
Permanent Full Time	28	0	0	0	0	0	0.0%
Permanent Part Time	0	0	0	0	0	0	0.0%
Non Permanent	0	0	0	0	0	0	0.0%

Change Record Detail - Multiple Scenarios with Descriptions
University of Alaska

Component: Interior Alaska Campus (1418)
RDU: University of Alaska Fairbanks (236)

Scenario/Change Record Title	Trans Type	Totals	Personal Services	Travel	Services	Commodities	Capital Outlay	Grants, Benefits	Miscellaneous	Positions PFT	Positions PPT	Positions NP
********** Changes From FY2023 Conference Committee To FY2023 Authorized **********												
FY2023 Conference Committee	ConfCom	5,266.7	2,688.2	199.6	2,147.7	89.5	0.0	141.7	0.0	28	0	0
1002 Fed Rcpts	1,594.7											
1004 Gen Fund	1,360.0											
1007 I/A Rcpts	342.5											
1048 Univ Rcpt	1,797.3											
1151 VoTech Ed	47.2											
1174 UA I/A	125.0											
	Subtotal	**5,266.7**	**2,688.2**	**199.6**	**2,147.7**	**89.5**	**0.0**	**141.7**	**0.0**	**28**	**0**	**0**
********** Changes From FY2023 Authorized To FY2023 Management Plan **********												
Align Authority with Anticipated Expenditures	LIT	0.0	-77.1	-39.2	143.9	-5.2	0.0	-22.4	0.0	0	0	0

Transfers between expenditure categories that University of Alaska management and the Board of Regents have deemed necessary to accurately reflect expenditure levels for FY2023.

Transfer Positions Between Allocations for Anticipated Needs	PosAdj	0.0	0.0	0.0	0.0	0.0	0.0	0.0	0.0	-1	0	0

Position Transfers deemed necessary to accurately reflect University of Alaska position assignments for FY2023. Positions will be transferred between various allocations.

Full-time Position Transfers:
(2) Systemwide Services
3 Office of Information Technology
4 Anchorage Campus
(2) Kenai Peninsula College
(1) Kodiak College
(2) Matanuska Susitna College
1 Prince William Sound College
(2) Fairbanks Campus
(3) Bristol Bay Campus
(1) Chukchi Campus
(1) Interior Alaska Campus
6 College of Rural and Community Development

Transfer Technical Vocational Education Program Funds to Align with Distributions	Trin	47.3	0.0	0.0	47.3	0.0	0.0	0.0	0.0	0	0	0
1151 VoTech Ed	47.3											

Component: Interior Alaska Campus (1418)
RDU: University of Alaska Fairbanks (236)

Scenario/Change Record Title	Trans Type	Totals	Personal Services	Travel	Services	Commodities	Capital Outlay	Grants, Benefits	Miscellaneous	Positions PFT	Positions PPT	Positions NP
Transfers between allocations to reallocate Vocational Technical funding to FY2023 programs approved by the University of Alaska Workforce Development Committee. ($954.2) - Budget Reductions/Additions - Systemwide $158.5 - Systemwide Services $185.9 - Anchorage Campus $71.8 - Kenai Peninsula College ($41.5) - Kodiak College $53.2 - Matanuska-Susitna College ($6.3) - Prince William Sound College $88.6 - Bristol Bay Campus $83.2 - Fairbanks Campus $47.3 - Interior Alaska Campus ($374.0) - Kuskokwim Campus ($5.6) - Northwest Campus $480.7 - University of Alaska Fairbanks Community and Technical College $56.8 - Juneau Campus $33.8 - Ketchikan Campus $121.8 - Sitka Campus												
Distribute University of Alaska Receipt Authority												
	Trout	-600.0	0.0	0.0	-600.0	0.0	0.0	0.0	0.0	0	0	0
1048 Univ Rcpt	-600.0											
Distribute University of Alaska receipt authority to better align with estimated expenditures in FY2023. $1,409.0 - Education Trust of Alaska ($1,409.0) - Anchorage Campus ($150.0) - Bristol Bay Campus ($20.0) - Chukchi Campus ($1,075.0) - College of Rural and Campus Development $2,745.0 - Fairbanks Campus ($600.0) - Interior Alaska Campus ($350.0) - Kuskokwim Campus ($50.0) - Northwest Campus ($500.0) - University of Alaska Fairbanks Community and Technical College												
University of Alaska FY2023 Transfer to Budget Reductions/Additions												
	Trout	-1,360.0	0.0	0.0	-1,360.0	0.0	0.0	0.0	0.0	0	0	0
1004 Gen Fund	-1,360.0											

Component: Interior Alaska Campus (1418)
RDU: University of Alaska Fairbanks (236)

Scenario/Change Record Title	Trans Type	Totals	Personal Services	Travel	Services	Commodities	Capital Outlay	Grants, Benefits	Miscellaneous	Positions PFT	Positions PPT	Positions NP
Transfer FY2023 conference committee unrestricted general funds from all components to budget reductions/additions. Funds will be redistributed to adjust for the impact of the multiple years of budget reductions.												
$288,941.1 - Budget Reductions/Additions - Systemwide ($6,458.9) - Systemwide Services ($4,896.1) - Office of Information Technology ($88,610.2) - Anchorage Campus ($959.6) - Small Business Development Center ($6,430.5) - Kenai Peninsula College ($2,351.3) - Kodiak College ($4,682.3) - Matanuska-Susitna College ($2,725.9) - Prince William Sound College ($129,336.8) - Fairbanks Campus ($1,145.0) - Bristol Bay College ($640.4) - Chukchi Campus ($4,843.7) - College of Rural and Community Development ($1,360.0) - Interior Alaska Campus ($2,451.3) - Kuskokwim Campus ($1,221.2) - Northwest Campus ($4,941.9) - University of Alaska Fairbanks Community and Technical college ($21,712.1) - Juneau Campus ($1,899.8) - Ketchikan Campus ($2,274.1) - Sitka Campus												
University of Alaska FY2023 Distribution of Base State Funds	Trin	1,294.5	0.0	0.0	1,294.5	0.0	0.0	0.0	0.0	0	0	0
1004 Gen Fund		1,294.5										
Redistribute unrestricted general funds from budget reductions/additions to all components. Represents the resetting impact of the multi-year budget reductions and the limitations imposed given the dual appropriation. FY2023 increases for compensation, fixed costs, and programs are recorded in separate change records.												
($272,733.5) - Budget Reductions/Additions - Systemwide $8,994.9 - Systemwide Services $5,570.3 - Office of Information Technology $83,768.7 - Anchorage Campus $959.6 - Small Business Development Center $6,289.1 - Kenai Peninsula College $2,303.3 - Kodiak College $4,568.7 - Matanuska-Susitna College $2,666.7 - Prince William Sound College $120,838.3 - Fairbanks Campus												

Component: Interior Alaska Campus (1418)
RDU: University of Alaska Fairbanks (236)

Scenario/Change Record Title	Trans Type	Totals	Personal Services	Travel	Services	Commodities	Capital Outlay	Grants, Benefits	Miscellaneous	Positions PFT	Positions PPT	Positions NP
$1,100.3 - Bristol Bay College												
$607.8 - Chukchi Campus												
$4,786.3 - College of Rural and Community Development												
$1,294.5 - Interior Alaska Campus												
$2,324.6 - Kuskokwim Campus												
$1,161.7 - Northwest Campus												
$4,884.3 - University of Alaska Fairbanks Community and Technical college												
$17,076.2 - Juneau Campus												
$1,602.9 - Ketchikan Campus												
$1,935.3 - Sitka Campus												
University of Alaska Compensation Increases												
	Trin	16.8	16.8	0.0	0.0	0.0	0.0	0.0	0.0	0	0	0
1004 Gen Fund 16.8												

Distribute funding for compensation increases to the following employee groups: University of Alaska non-union staff, Fairbanks Firefighters Association union, and Alaska Higher Education Crafts and Trades Employees (local 6070) union.

($4,357.6) - Budget Reductions/Additions - Systemwide
$346.6 - Systemwide Services
$127.7 - Office of Information Technology
$1,364.5 - Anchorage Campus
$78.1 - Kenai Peninsula College
$24.2 - Kodiak College
$63.5 - Matanuska-Susitna College
$47.3 - Prince William Sound College
$1,800.9 - Fairbanks Campus
$14.4 - Bristol Bay College
$10.3 - Chukchi Campus
$43.8 - College of Rural and Community Development
$16.8 - Interior Alaska Campus
$37.3 - Kuskokwim Campus
$17.5 - Northwest Campus
$48.0 - UAF Community and Technical college
$257.6 - Juneau Campus
$32.2 - Ketchikan Campus
$26.9 - Sitka Campus

University of Alaska Community Campuses Fixed Cost Increases												
	Trin	9.1	0.0	0.0	9.1	0.0	0.0	0.0	0.0	0	0	0
1004 Gen Fund 9.1												

Component: Interior Alaska Campus (1418)
RDU: University of Alaska Fairbanks (236)

Scenario/Change Record Title	Trans Type	Totals	Personal Services	Travel	Services	Commodities	Capital Outlay	Grants, Benefits	Miscellaneous	Positions PFT	Positions PPT	Positions NP
Reallocate unrestricted general funds from main campuses to community campuses to off-set fixed cost increases. This distribution is necessary to preserve community campus funding as intended by the legislature. ($135.0) - Systemwide Services ($101.1) - Anchorage Campus $47.7 - Kenai Peninsula College $21.9 - Kodiak College $26.5 - Matanuska-Susitna College $5.0 - Prince William Sound College ($32.1) - Fairbanks Campus $7.3 - Bristol Bay College $2.0 - Chukchi Campus $9.1 - Interior Alaska Campus $8.0 - Kuskokwim Campus $5.7 - Northwest Campus ($169.0) - Juneau Campus $139.3 - Ketchikan Campus $164.7 - Sitka Campus												
	Subtotal	**4,674.4**	**2,627.9**	**160.4**	**1,682.5**	**84.3**	**0.0**	**119.3**	**0.0**	**27**	**0**	**0**
********** **Changes From FY2023 Management Plan To FY2024 Governor** **********												
University of Alaska Compensation Increases – Staff, Faculty, and Firefighters												
	SalAdj	87.8	87.8	0.0	0.0	0.0	0.0	0.0	0.0	0	0	0
1004 Gen Fund	59.3											
1048 Univ Rcpt	28.5											

In accordance with the University of Alaska's mission, the University of Alaska is committed to providing a competitive total compensation package, including salary and benefits, that will attract, retain, and reward high-performing employees who share a passion for higher education. The University of Alaska strives to make employee compensation performance-based, competitive to institutions with similar missions, and commensurate with the individual's level of responsibility.

In FY2023, the University of Alaska was able to pay a two percent salary adjustment for all non-union staff, union-represented firefighters, and Local 6070 employees. The FY2024 request includes a 2.75 percent wage increase for staff and firefighters. Except for a market adjustment in FY2020, there has only been one across-the-board increase of one percent, for staff and firefighters, in the five prior years.

The University of Alaska and the United Academics faculty union (UNAC) reached a tentative agreement (TA) on a three-year contract that increases faculty pay by three percent in FY2023, 2.75 percent in FY2024, and 2.5 percent in FY2025. The TA is pending approval by the University of Alaska Board of Regents and the State Department of Administration, and ratification by the United Academics bargaining unit members. The FY2024 request includes a 2.75 percent wage increase for UNAC.

The University of Alaska and the United Academic Adjuncts faculty union (UNAD) reached a tentative agreement (TA) on a two-year contract that increases adjunct faculty pay for semester credit hour minimums by three percent in FY2023 and 2.75 percent in FY2024. The TA is pending approval by the University of

Change Record Detail - Multiple Scenarios with Descriptions
University of Alaska

Component: Interior Alaska Campus (1418)
RDU: University of Alaska Fairbanks (236)

Scenario/Change Record Title	Trans Type	Totals	Personal Services	Travel	Services	Commodities	Capital Outlay	Grants, Benefits	Miscellaneous	Positions PFT	Positions PPT	Positions NP
Alaska Board of Regents and the State Department of Administration, and ratification by the adjunct bargaining unit members. The FY2024 request includes a 2.75 percent pay increase for UNAD. The University of Alaska Pension Plan wage base shall increase from $42 thousand to $52 thousand effective the first full pay period after July 1, 2023. This change is estimated to cost $2,500.0. In FY2024, the University of Alaska will renew its medical (including dental and vision) plan at a higher rate. Parental leave (five days) will be added to the benefits package and life insurance employer-paid benefit plan coverage will increase from $50.0 to $100.0. This request includes $2,300.0 for health benefits increase expected in FY2024.												
	Totals	**4,762.2**	**2,715.7**	**160.4**	**1,682.5**	**84.3**	**0.0**	**119.3**	**0.0**	**27**	**0**	**0**

Personal Services Expenditure Detail
University of Alaska

Component: Interior Alaska Campus (1418)
RDU: University of Alaska Fairbanks (236)
Notes:
1. If a position is split, an asterisk (*) will appear in the Split/Count column. If the split position is also counted in the component, two asterisks (**) will appear in the column.
2. "Pool" PCN refers to UA temporary positions, such as adjunct faculty; student employees; and other non-permanent staff. Multiple incumbents may share the same labor pool position number

PCN	Job Class Title	Location	Time Status	Split/ Count	Employee Class	Benefit Rate	Annual Budgeted Salary	Annual Benefits	Total Costs	UGF Estimate
270610	Professor	Fairbanks	FT		United Academics BU	28.3%	110,000	31,130	141,130	90,592
270654	Associate Professor	Fairbanks	FT		United Academics BU	28.3%	89,100	25,215	114,315	27,013
280208	Associate Professor	Fairbanks	FT		United Academics BU	28.3%	93,600	26,489	120,089	77,086
280210	Admin Specialist 3	Fairbanks	FT		APT - Exempt Employees	38.5%	76,700	29,530	106,230	68,189
280211	Assistant Professor	Fairbanks	FT	**	United Academics BU	28.3%	34,900	9,877	44,777	28,742
280219	Admin Generalist 4	Fairbanks	FT		PERS - Classified	48.6%	100	-	100	-
280241	Assistant Professor	Fairbanks	FT		United Academics BU	28.3%	80,000	22,640	102,640	65,885
280243	Admin Specialist 3	Fairbanks	FT		APT - Exempt Employees	38.5%	66,200	25,487	91,687	58,854
280245	Assistant Professor	Fairbanks	FT		United Academics BU	28.3%	80,000	22,640	102,640	65,885
280252	Director (Academic)	Fairbanks	FT		Officer	24.6%	103,800	25,535	129,335	83,021
290154	Fiscal Technician 4	Fairbanks	FT		PERS - Classified	48.6%	59,300	28,820	88,120	56,565
483100	Term Asst Professor	Fairbanks	FT		United Academics BU	28.3%	65,100	18,423	83,523	53,614
484006	Term Asst Professor	Fairbanks	FT		United Academics BU	28.3%	64,600	18,282	82,882	-
484200	Academic Administrator	Fairbanks	FT		Non-Represented Faculty	24.6%	58,500	14,391	72,891	-
484204	Associate Professor	Fairbanks	FT		United Academics BU	28.3%	52,600	14,886	67,486	-
484700	Admin Specialist 3	Fairbanks	FT		APT - Exempt Employees	38.5%	49,100	18,904	68,004	37,073
484701	Administrative Professional 2	Fairbanks	FT		APT - Exempt Employees	38.5%	65,900	25,372	91,272	14,669
484800	Student Svcs Manager 1	Fairbanks	FT		APT - Exempt Employees	38.5%	54,200	20,867	75,067	48,186
484803	Student Svcs Professional 1	Fairbanks	FT		PERS - Classified	48.6%	37,200	18,079	55,279	3,529
484808	Admin Generalist 2	Fairbanks	FT		PERS - Classified	48.6%	23,500	11,421	34,921	22,416
484809	Admin Specialist 2	Fairbanks	FT		PERS - Classified	48.6%	51,600	25,078	76,678	-
484811	Admin Specialist 2	Fairbanks	FT		PERS - Classified	48.6%	50,600	24,592	75,192	-
484812	Admin Generalist 2	Fairbanks	FT		PERS - Classified	48.6%	26,500	12,879	39,379	25,278
484814	Student Svcs Professional 2	Fairbanks	FT		PERS - Classified	48.6%	54,800	26,633	81,433	-
484821	Student Svcs Professional 1	Fairbanks	FT		PERS - Classified	48.6%	42,700	20,752	63,452	-
487201	Academic Administrator	Fairbanks	FT		Non-Represented Faculty	24.6%	100	-	100	-
487205	Term Asst Professor	Fairbanks	FT		United Academics BU	28.3%	63,900	18,084	81,984	52,626
Pool	Adjunct Facilty	Fairbanks	PT		Non-Represented Adjunct Faculty	0.0%	13,749	1,224	14,972	9,611
Pool	Adjunct Facilty	Fairbanks	PT		UNAD Adjunct Faculty	0.0%	18,863	1,679	20,542	13,186
Pool	UA Labor Pool	Fairbanks	PT		Labor Pool	0.0%	501,783		501,783	177,246
					Total Position Costs		2,088,995	538,905	2,627,900	1,079,266

Full Time Positions: 27
Part Time Positions: _____
Positions in Component: 27

Federal Receipts (1002) 634,539
General Fund Receipts (1004) 1,079,266

Personal Services Expenditure Detail
University of Alaska

Component: Interior Alaska Campus (1418)
RDU: University of Alaska Fairbanks (236)
Notes:
1. If a position is split, an asterisk (*) will appear in the Split/Count column. If the split position is also counted in the component, two asterisks (**) will appear in the column.
2. "Pool" PCN refers to UA temporary positions, such as adjunct faculty; student employees; and other non-permanent staff. Multiple incumbents may share the same labor pool position number

PCN	Job Class Title	Location	Time Status	Split/ Count	Employee Class	Benefit Rate	Annual Budgeted Salary	Annual Benefits	Total Costs	UGF Estimate
								Interagency Receipts (1007)	311,814	
								University Receipts (1048)	602,281	
								UA Intra-agency Transfers (1174)	-	
								UA Funding	**2,627,900**	

State of Alaska
FY2024 Governor's Operating Budget

University of Alaska
Kuskokwim Campus
Component Budget Summary

Component: Kuskokwim Campus

Contribution to Department's Mission

The Kuskokwim Campus prepares professional, community and cultural leaders in an active and relevant learning environment. The Kuskokwim Campus is located in a regional transportation and service center for an extended community of more than 40 rural villages. Bethel is a community of about 6,000 people 80 miles inland on the Kuskokwim River.

Core Services

- Offers certificate, Associate of Applied Science (AAS), and Associate of Arts programs in collaboration with the College of Rural and Community Development, Community and Technical College, and the University of Alaska Anchorage School of Health.
- Collaborates with the Fairbanks Campus for bachelor's degrees in rural development, elementary education and social work; and a master's degree in rural development.
- Offers on-campus and online audio conference classes both in-region and statewide as part of the CRCD family of branch campuses.
- Coordinates dual credit, tech prep courses and other early college programs for regional high school students.
- Offers continuing education and community-interest credit and noncredit courses.

Major Component Accomplishments in 2022

See University of Alaska Fairbanks RDU.

Key Component Challenges

See University of Alaska Fairbanks RDU.

Significant Changes in Results to be Delivered in FY2024

See University of Alaska Fairbanks RDU.

Statutory and Regulatory Authority

No statutes and regulations.

Contact Information

Contact: Michelle Rizk, Vice President, University Relations
Phone: (907) 450-8187
E-mail: marizk@alaska.edu

Kuskokwim Campus
Personal Services Information

Authorized Positions	FY2023 Management Plan	FY2024 Governor	Personal Services Costs	
			Annual Salaries	0
Full-time	33	33	Premium Pay	0
Part-time	2	2	Annual Benefits	0
Nonpermanent	0	0	*Less % Vacancy Factor*	()
			Lump Sum Premium Pay	0
Totals	**35**	**35**	**Total Personal Services**	

Position Classification Summary

Job Class Title	Anchorage	Fairbanks	Juneau	Others	Total
No personal services.					
Totals	**0**	**0**	**0**	**0**	**0**

Component Detail All Funds
University of Alaska

Component: Kuskokwim Campus (746) Non-Formula Component
RDU: University of Alaska Fairbanks (236)

	FY2022 Actuals	FY2023 Conference Committee	FY2023 Authorized	FY2023 Management Plan	FY2024 Governor	FY2023 Management Plan vs FY2024 Governor	
71000 Personal Services	0.0	3,674.5	3,674.5	3,262.8	3,388.1	125.3	3.8%
72000 Travel	0.0	123.2	123.2	158.8	158.8	0.0	0.0%
73000 Services	0.0	2,252.4	2,252.4	1,741.4	1,741.4	0.0	0.0%
74000 Commodities	0.0	171.6	171.6	140.9	140.9	0.0	0.0%
75000 Capital Outlay	0.0	0.0	0.0	0.0	0.0	0.0	0.0%
77000 Grants, Benefits	0.0	128.2	128.2	240.6	240.6	0.0	0.0%
78000 Miscellaneous	0.0	0.0	0.0	0.0	0.0	0.0	0.0%
Totals	**0.0**	**6,349.9**	**6,349.9**	**5,544.5**	**5,669.8**	**125.3**	**2.3%**
Fund Sources:							
1002 Fed Rcpts (Fed)	0.0	826.1	826.1	826.1	826.1	0.0	0.0%
1004 Gen Fund (UGF)	0.0	2,451.3	2,451.3	2,369.9	2,471.6	101.7	4.3%
1007 I/A Rcpts (Other)	0.0	258.8	258.8	258.8	258.8	0.0	0.0%
1048 Univ Rcpt (DGF)	0.0	2,385.0	2,385.0	2,035.0	2,058.6	23.6	1.2%
1151 VoTech Ed (DGF)	0.0	374.0	374.0	0.0	0.0	0.0	0.0%
1174 UA I/A (Other)	0.0	54.7	54.7	54.7	54.7	0.0	0.0%
Unrestricted General (UGF)	**0.0**	**2,451.3**	**2,451.3**	**2,369.9**	**2,471.6**	**101.7**	**4.3%**
Designated General (DGF)	**0.0**	**2,759.0**	**2,759.0**	**2,035.0**	**2,058.6**	**23.6**	**1.2%**
Other Funds	**0.0**	**313.5**	**313.5**	**313.5**	**313.5**	**0.0**	**0.0%**
Federal Funds	**0.0**	**826.1**	**826.1**	**826.1**	**826.1**	**0.0**	**0.0%**
Positions:							
Permanent Full Time	0	33	33	33	33	0	0.0%
Permanent Part Time	0	2	2	2	2	0	0.0%
Non Permanent	0	0	0	0	0	0	0.0%

Component Detail All Funds
University of Alaska

Component: Kuskokwim Campus (746) Non-Formula Component
RDU: University of Alaska Fairbanks CC (700)

	FY2022 Actuals	FY2023 Conference Committee	FY2023 Authorized	FY2023 Management Plan	FY2024 Governor	FY2023 Management Plan vs FY2024 Governor	
71000 Personal Services	3,187.7	0.0	0.0	0.0	0.0	0.0	0.0%
72000 Travel	168.0	0.0	0.0	0.0	0.0	0.0	0.0%
73000 Services	1,139.3	0.0	0.0	0.0	0.0	0.0	0.0%
74000 Commodities	291.0	0.0	0.0	0.0	0.0	0.0	0.0%
75000 Capital Outlay	15.8	0.0	0.0	0.0	0.0	0.0	0.0%
77000 Grants, Benefits	221.5	0.0	0.0	0.0	0.0	0.0	0.0%
78000 Miscellaneous	0.0	0.0	0.0	0.0	0.0	0.0	0.0%
Totals	**5,023.3**	**0.0**	**0.0**	**0.0**	**0.0**	**0.0**	**0.0%**
Fund Sources:							
1002 Fed Rcpts (Fed)	303.9	0.0	0.0	0.0	0.0	0.0	0.0%
1004 Gen Fund (UGF)	2,510.7	0.0	0.0	0.0	0.0	0.0	0.0%
1007 I/A Rcpts (Other)	344.8	0.0	0.0	0.0	0.0	0.0	0.0%
1048 Univ Rcpt (DGF)	1,506.0	0.0	0.0	0.0	0.0	0.0	0.0%
1151 VoTech Ed (DGF)	276.3	0.0	0.0	0.0	0.0	0.0	0.0%
1174 UA I/A (Other)	81.6	0.0	0.0	0.0	0.0	0.0	0.0%
Unrestricted General (UGF)	**2,510.7**	**0.0**	**0.0**	**0.0**	**0.0**	**0.0**	**0.0%**
Designated General (DGF)	**1,782.3**	**0.0**	**0.0**	**0.0**	**0.0**	**0.0**	**0.0%**
Other Funds	**426.4**	**0.0**	**0.0**	**0.0**	**0.0**	**0.0**	**0.0%**
Federal Funds	**303.9**	**0.0**	**0.0**	**0.0**	**0.0**	**0.0**	**0.0%**
Positions:							
Permanent Full Time	33	0	0	0	0	0	0.0%
Permanent Part Time	2	0	0	0	0	0	0.0%
Non Permanent	0	0	0	0	0	0	0.0%

Change Record Detail - Multiple Scenarios with Descriptions
University of Alaska

Component: Kuskokwim Campus (746)
RDU: University of Alaska Fairbanks (236)

Scenario/Change Record Title	Trans Type	Totals	Personal Services	Travel	Services	Commodities	Capital Outlay	Grants, Benefits	Miscellaneous	Positions PFT	Positions PPT	Positions NP
********** Changes From FY2023 Conference Committee To FY2023 Authorized **********												
FY2023 Conference Committee												
	ConfCom	6,349.9	3,674.5	123.2	2,252.4	171.6	0.0	128.2	0.0	33	2	0
1002 Fed Rcpts	826.1											
1004 Gen Fund	2,451.3											
1007 I/A Rcpts	258.8											
1048 Univ Rcpt	2,385.0											
1151 VoTech Ed	374.0											
1174 UA I/A	54.7											
	Subtotal	**6,349.9**	**3,674.5**	**123.2**	**2,252.4**	**171.6**	**0.0**	**128.2**	**0.0**	**33**	**2**	**0**
********** Changes From FY2023 Authorized To FY2023 Management Plan **********												
Align Authority with Anticipated Expenditures												
	LIT	0.0	-449.0	35.6	331.7	-30.7	0.0	112.4	0.0	0	0	0

Transfers between expenditure categories that University of Alaska management and the Board of Regents have deemed necessary to accurately reflect expenditure levels for FY2023.

Transfer Technical Vocational Education Program Funds to Align with Distributions												
	Trout	-374.0	0.0	0.0	-374.0	0.0	0.0	0.0	0.0	0	0	0
1151 VoTech Ed	-374.0											

Transfers between allocations to reallocate Vocational Technical funding to FY2023 programs approved by the University of Alaska Workforce Development Committee.

($954.2) - Budget Reductions/Additions - Systemwide
$158.5 - Systemwide Services
$185.9 - Anchorage Campus
$71.8 - Kenai Peninsula College
($41.5) - Kodiak College
$53.2 - Matanuska-Susitna College
($6.3) - Prince William Sound College
$88.6 - Bristol Bay Campus
$83.2 - Fairbanks Campus
$47.3 - Interior Alaska Campus
($374.0) - Kuskokwim Campus
($5.6) - Northwest Campus
$480.7 - University of Alaska Fairbanks Community and Technical College
$56.8 - Juneau Campus
$33.8 - Ketchikan Campus
$121.8 - Sitka Campus

Change Record Detail - Multiple Scenarios with Descriptions
University of Alaska

Component: Kuskokwim Campus (746)
RDU: University of Alaska Fairbanks (236)

Scenario/Change Record Title	Trans Type	Totals	Personal Services	Travel	Services	Commodities	Capital Outlay	Grants, Benefits	Miscellaneous	Positions PFT	Positions PPT	Positions NP
Distribute University of Alaska Receipt Authority												
	Trout	-350.0	0.0	0.0	-350.0	0.0	0.0	0.0	0.0	0	0	0
1048 Univ Rcpt		-350.0										

Distribute University of Alaska receipt authority to better align with estimated expenditures in FY2023.

$1,409.0 - Education Trust of Alaska
($1,409.0) - Anchorage Campus
($150.0) - Bristol Bay Campus
($20.0) - Chukchi Campus
($1,075.0) - College of Rural and Campus Development
$2,745.0 - Fairbanks Campus
($600.0) - Interior Alaska Campus
($350.0) - Kuskokwim Campus
($50.0) - Northwest Campus
($500.0) - University of Alaska Fairbanks Community and Technical College

University of Alaska FY2023 Transfer to Budget Reductions/Additions												
	Trout	-2,451.3	0.0	0.0	-2,451.3	0.0	0.0	0.0	0.0	0	0	0
1004 Gen Fund		-2,451.3										

Transfer FY2023 conference committee unrestricted general funds from all components to budget reductions/additions. Funds will be redistributed to adjust for the impact of the multiple years of budget reductions.

$288,941.1 - Budget Reductions/Additions - Systemwide
($6,458.9) - Systemwide Services
($4,896.1) - Office of Information Technology
($88,610.2) - Anchorage Campus
($959.6) - Small Business Development Center
($6,430.5) - Kenai Peninsula College
($2,351.3) - Kodiak College
($4,682.3) - Matanuska-Susitna College
($2,725.9) - Prince William Sound College
($129,336.8) - Fairbanks Campus
($1,145.0) - Bristol Bay College
($640.4) - Chukchi Campus
($4,843.7) - College of Rural and Community Development
($1,360.0) - Interior Alaska Campus
($2,451.3) - Kuskokwim Campus
($1,221.2) - Northwest Campus
($4,941.9) - University of Alaska Fairbanks Community and Technical college

Component: Kuskokwim Campus (746)
RDU: University of Alaska Fairbanks (236)

Scenario/Change Record Title	Trans Type	Totals	Personal Services	Travel	Services	Commodities	Capital Outlay	Grants, Benefits	Miscellaneous	Positions PFT	Positions PPT	Positions NP
($21,712.1) - Juneau Campus												
($1,899.8) - Ketchikan Campus												
($2,274.1) - Sitka Campus												
University of Alaska FY2023 Distribution of Base State Funds												
	Trin	2,324.6	0.0	0.0	2,324.6	0.0	0.0	0.0	0.0	0	0	0
1004 Gen Fund	2,324.6											

Redistribute unrestricted general funds from budget reductions/additions to all components. Represents the resetting impact of the multi-year budget reductions and the limitations imposed given the dual appropriation. FY2023 increases for compensation, fixed costs, and programs are recorded in separate change records.

($272,733.5) - Budget Reductions/Additions - Systemwide
$8,994.9 - Systemwide Services
$5,570.3 - Office of Information Technology
$83,768.7 - Anchorage Campus
$959.6 - Small Business Development Center
$6,289.1 - Kenai Peninsula College
$2,303.3 - Kodiak College
$4,568.7 - Matanuska-Susitna College
$2,666.7 - Prince William Sound College
$120,838.3 - Fairbanks Campus
$1,100.3 - Bristol Bay College
$607.8 - Chukchi Campus
$4,786.3 - College of Rural and Community Development
$1,294.5 - Interior Alaska Campus
$2,324.6 - Kuskokwim Campus
$1,161.7 - Northwest Campus
$4,884.3 - University of Alaska Fairbanks Community and Technical college
$17,076.2 - Juneau Campus
$1,602.9 - Ketchikan Campus
$1,935.3 - Sitka Campus

University of Alaska Compensation Increases												
	Trin	37.3	37.3	0.0	0.0	0.0	0.0	0.0	0.0	0	0	0
1004 Gen Fund	37.3											

Distribute funding for compensation increases to the following employee groups: University of Alaska non-union staff, Fairbanks Firefighters Association union, and Alaska Higher Education Crafts and Trades Employees (local 6070) union.

($4,357.6) - Budget Reductions/Additions - Systemwide
$346.6 - Systemwide Services

Component: Kuskokwim Campus (746)
RDU: University of Alaska Fairbanks (236)

Scenario/Change Record Title	Trans Type	Totals	Personal Services	Travel	Services	Commodities	Capital Outlay	Grants, Benefits	Miscellaneous	Positions PFT	Positions PPT	Positions NP
$127.7 - Office of Information Technology												
$1,364.5 - Anchorage Campus												
$78.1 - Kenai Peninsula College												
$24.2 - Kodiak College												
$63.5 - Matanuska-Susitna College												
$47.3 - Prince William Sound College												
$1,800.9 - Fairbanks Campus												
$14.4 - Bristol Bay College												
$10.3 - Chukchi Campus												
$43.8 - College of Rural and Community Development												
$16.8 - Interior Alaska Campus												
$37.3 - Kuskokwim Campus												
$17.5 - Northwest Campus												
$48.0 - University of Alaska Fairbanks Community and Technical college												
$257.6 - Juneau Campus												
$32.2 - Ketchikan Campus												
$26.9 - Sitka Campus												
University of Alaska Community Campuses Fixed Cost Increases												
	Trin	8.0	0.0	0.0	8.0	0.0	0.0	0.0	0.0	0	0	0
1004 Gen Fund		8.0										
Reallocate unrestricted general funds from main campuses to community campuses to off-set fixed cost increases. This distribution is necessary to preserve community campus funding as intended by the legislature.												
($135.0) - Systemwide Services												
($101.1) - Anchorage Campus												
$47.7 - Kenai Peninsula College												
$21.9 - Kodiak College												
$26.5 - Matanuska-Susitna College												
$5.0 - Prince William Sound College												
($32.1) - Fairbanks Campus												
$7.3 - Bristol Bay College												
$2.0 - Chukchi Campus												
$9.1 - Interior Alaska Campus												
$8.0 - Kuskokwim Campus												
$5.7 - Northwest Campus												
($169.0) - Juneau Campus												
$139.3 - Ketchikan Campus												
$164.7 - Sitka Campus												
	Subtotal	**5,544.5**	**3,262.8**	**158.8**	**1,741.4**	**140.9**	**0.0**	**240.6**	**0.0**	**33**	**2**	**0**

Change Record Detail - Multiple Scenarios with Descriptions
University of Alaska

Component: Kuskokwim Campus (746)
RDU: University of Alaska Fairbanks (236)

Scenario/Change Record Title	Trans Type	Totals	Personal Services	Travel	Services	Commodities	Capital Outlay	Grants, Benefits	Miscellaneous	Positions PFT	Positions PPT	Positions NP
********** Changes From FY2023 Management Plan To FY2024 Governor **********												
University of Alaska Compensation Increases – Staff, Faculty, and Firefighters												
	SalAdj	125.3	125.3	0.0	0.0	0.0	0.0	0.0	0.0	0	0	0
1004 Gen Fund		101.7										
1048 Univ Rcpt		23.6										

In accordance with the University of Alaska's mission, the University of Alaska is committed to providing a competitive total compensation package, including salary and benefits, that will attract, retain, and reward high-performing employees who share a passion for higher education. The University of Alaska strives to make employee compensation performance-based, competitive to institutions with similar missions, and commensurate with the individual's level of responsibility.

In FY2023, the University of Alaska was able to pay a two percent salary adjustment for all non-union staff, union-represented firefighters, and Local 6070 employees. The FY2024 request includes a 2.75 percent wage increase for staff and firefighters. Except for a market adjustment in FY2020, there has only been one across-the-board increase of one percent, for staff and firefighters, in the five prior years.

The University of Alaska and the United Academics faculty union (UNAC) reached a tentative agreement (TA) on a three-year contract that increases faculty pay by three percent in FY2023, 2.75 percent in FY2024, and 2.5 percent in FY2025. The TA is pending approval by the University of Alaska Board of Regents and the State Department of Administration, and ratification by the United Academics bargaining unit members. The FY2024 request includes a 2.75 percent wage increase for UNAC.

The University of Alaska and the United Academic Adjuncts faculty union (UNAD) reached a tentative agreement (TA) on a two-year contract that increases adjunct faculty pay for semester credit hour minimums by three percent in FY2023 and 2.75 percent in FY2024. The TA is pending approval by the University of Alaska Board of Regents and the State Department of Administration, and ratification by the adjunct bargaining unit members. The FY2024 request includes a 2.75 percent pay increase for UNAD.

The University of Alaska Pension Plan wage base shall increase from $42 thousand to $52 thousand effective the first full pay period after July 1, 2023. This change is estimated to cost $2,500.0.

In FY2024, the University of Alaska will renew its medical (including dental and vision) plan at a higher rate. Parental leave (five days) will be added to the benefits package and life insurance employer-paid benefit plan coverage will increase from $50.0 to $100.0. This request includes $2,300.0 for health benefits increase expected in FY2024.

	Totals	Personal Services	Travel	Services	Commodities	Capital Outlay	Grants, Benefits	Miscellaneous	PFT	PPT	NP
Totals	**5,669.8**	**3,388.1**	**158.8**	**1,741.4**	**140.9**	**0.0**	**240.6**	**0.0**	**33**	**2**	**0**

Personal Services Expenditure Detail
University of Alaska

Component: Kuskokwim Campus (746)
RDU: University of Alaska Fairbanks (236)
Notes:
1. If a position is split, an asterisk (*) will appear in the Split/Count column. If the split position is also counted in the component, two asterisks (**) will appear in the column.
2. "Pool" PCN refers to UA temporary positions, such as adjunct faculty; student employees; and other non-permanent staff. Multiple incumbents may share the same labor pool position number

PCN	Job Class Title	Location	Time Status	Split/ Count	Employee Class	Benefit Rate	Annual Budgeted Salary	Annual Benefits	Total Costs	UGF Estimate
201935	Fiscal Manager 1	Bethel	FT		APT - Exempt Employees	38.5%	64,400	24,794	89,194	69,531
250701	Campus Services Generalist 1	Bethel	FT		PERS - Classified	48.6%	32,000	15,552	47,552	-
270602	Library Professional 2	Bethel	FT		APT - Exempt Employees	38.5%	78,600	30,261	108,861	84,862
270607	Director (Academic)	Bethel	FT		Officer	24.6%	113,700	27,970	141,670	110,439
270608	IS Ops Technician 3	Bethel	FT		PERS - Classified	48.6%	61,700	29,986	91,686	71,474
270613	Crafts & Trades II (CT2)	Bethel	FT		AHECTE- Labor Trades & Crafts	47.2%	93,400	44,085	137,485	107,176
270620	Associate Professor	Bethel	FT		United Academics BU	28.3%	108,800	30,790	139,590	108,817
270627	Student Svcs Professional 2	Bethel	FT		PERS - Classified	48.6%	71,100	34,555	105,655	82,363
270630	IS Net Technician 7	Bethel	FT		PERS - Classified	48.6%	70,500	34,263	104,763	81,668
270633	Assistant Professor	Bethel	FT		United Academics BU	28.3%	83,600	23,659	107,259	83,613
270651	Associate Professor	Bethel	FT		United Academics BU	28.3%	115,700	32,743	148,443	115,718
270668	Associate Professor	Bethel	FT		United Academics BU	28.3%	90,400	25,583	115,983	90,414
270669	Student Svcs Manager 1	Bethel	FT		APT - Exempt Employees	38.5%	66,100	25,449	91,549	71,366
270670	Student Svcs Manager 1	Bethel	FT		APT - Exempt Employees	38.5%	67,500	25,988	93,488	-
270672	Administrative Management 3	Bethel	FT		APT - Exempt Employees	38.5%	100,800	38,808	139,608	108,831
270673	Campus Services Generalist 2	Bethel	FT		PERS - Classified	48.6%	46,600	22,648	69,248	-
270688	Admin Generalist 4	Bethel	FT		PERS - Classified	48.6%	72,400	35,186	107,586	83,869
270949	Fiscal Technician 2	Bethel	FT		PERS - Classified	48.6%	63,100	30,667	93,767	73,095
485000	Term Asst Professor	Bethel	FT		United Academics BU	28.3%	100	-	100	-
485002	Term Asst Professor	Bethel	FT		United Academics BU	28.3%	72,700	20,574	93,274	72,712
485003	Academic Administrator	Bethel	FT		Non-Represented Faculty	24.6%	89,200	21,943	111,143	42,446
485004	Term Asst Professor	Bethel	FT		United Academics BU	28.3%	77,800	22,017	99,817	77,812
485013	Term Asst Professor	Bethel	PT		United Academics BU	28.3%	52,600	14,886	67,486	-
485102	Term Asst Professor	Bethel	FT		United Academics BU	28.3%	79,000	22,357	101,357	-
485700	Stu Svcs Profess 2 (Exempt)	Bethel	FT		APT - Exempt Employees	38.5%	55,400	21,329	76,729	59,814
485702	Student Svcs Professional 3	Bethel	FT		APT - Exempt Employees	38.5%	100	-	100	-
485704	Admin Specialist 2 (Exempt)	Bethel	FT		APT - Exempt Employees	38.5%	64,400	24,794	89,194	-
485705	Stu Svcs Profess 1 (Exempt)	Bethel	FT		APT - Exempt Employees	38.5%	2,900	1,117	4,017	-
485710	Student Svcs Professional 2	Bethel	FT		PERS - Classified	48.6%	69,800	33,923	103,723	-
485802	Admin Specialist 1	Bethel	PT		PERS - Classified	48.6%	26,200	12,733	38,933	30,350
485804	Student Svcs Professional 2	Bethel	FT		PERS - Classified	48.6%	58,800	28,577	87,377	68,114
485806	Library Technician 1	Bethel	FT		PERS - Classified	48.6%	49,800	24,203	74,003	-
485810	Student Svcs Professional 2	Bethel	FT		PERS - Classified	48.6%	30,000	14,580	44,580	34,752
485815	Student Svcs Professional 3	Bethel	FT		APT - Exempt Employees	38.5%	77,100	29,684	106,784	-
486807	Admin Generalist 2	Bethel	FT		PERS - Classified	48.6%	43,100	20,947	64,047	40,313

Personal Services Expenditure Detail
University of Alaska

Component: Kuskokwim Campus (746)
RDU: University of Alaska Fairbanks (236)
Notes:
1. If a position is split, an asterisk (*) will appear in the Split/Count column. If the split position is also counted in the component, two asterisks (**) will appear in the column.
2. "Pool" PCN refers to UA temporary positions, such as adjunct faculty; student employees; and other non-permanent staff. Multiple incumbents may share the same labor pool position number

PCN	Job Class Title	Location	Time Status	Split/ Count	Employee Class	Benefit Rate	Annual Budgeted Salary	Annual Benefits	Total Costs	UGF Estimate
Pool	Adjunct Facilty	Bethel	PT		Non-Represented Adjunct Faculty	0.0%	21,962	1,956	23,918	18,645
Pool	Adjunct Facilty	Bethel	PT		UNAD Adjunct Faculty	0.0%	52,367	4,661	57,028	44,456
Pool	UA Labor Pool	Bethel	PT		Labor Pool	0.0%	85,806		85,806	49,001
					Total Position Costs		2,409,535	853,265	3,262,800	1,881,651

Full Time Positions:	33
Part Time Positions:	2
Positions in Component:	**35**

Federal Receipts (1002)	264,444
General Fund Receipts (1004)	1,881,651
Interagency Receipts (1007)	188,848
University Receipts (1048)	923,093
UA Intra-agency Transfers (1174)	4,764
UA Funding	**3,262,800**

State of Alaska
FY2024 Governor's Operating Budget

University of Alaska
Northwest Campus
Component Budget Summary

Component: Northwest Campus

Contribution to Department's Mission

The mission of the Northwest Campus is to provide excellent opportunities for academic, vocational, and community education to the Bering Strait Region, including Nome and 16 surrounding communities.

Core Services

- Northwest Campus partners with regional organizations to provide a wealth of educational opportunities, including professional development; dual credit; vocational and technical education; indigenous language education; health careers training; and campus-level credentials in applied business, substitute teacher training, construction trades, and cultural knowledge and awareness.
- Northwest Campus' community services include comprehensive student support through advising, community-interest courses, and engagement for students from second grade to middle school, as well as recent college-bound high school graduates. Northwest Campus sponsors presentations and local courses addressing diversity, equity, inclusion and accessibility.
- The Northwest Campus High Latitude Range Management Program supports food sovereignty focused on Indigenous life ways, wellness, decision-making power and management for students in the region and throughout the state.

Major Component Accomplishments in 2022

See University of Alaska Fairbanks RDU.

Key Component Challenges

See University of Alaska Fairbanks RDU.

Significant Changes in Results to be Delivered in FY2024

See University of Alaska Fairbanks RDU.

Statutory and Regulatory Authority

No statutes and regulations.

Contact Information

Contact: Michelle Rizk, Vice President, University Relations
Phone: (907) 450-8187
E-mail: marizk@alaska.edu

Northwest Campus
Personal Services Information

Authorized Positions	FY2023 Management Plan	FY2024 Governor	Personal Services Costs	
			Annual Salaries	0
Full-time	15	15	Premium Pay	0
Part-time	0	0	Annual Benefits	0
Nonpermanent	0	0	*Less % Vacancy Factor*	()
			Lump Sum Premium Pay	0
Totals	**15**	**15**	**Total Personal Services**	

Position Classification Summary

Job Class Title	Anchorage	Fairbanks	Juneau	Others	Total
No personal services.					
Totals	**0**	**0**	**0**	**0**	**0**

Component Detail All Funds
University of Alaska

Component: Northwest Campus (747) Non-Formula Component
RDU: University of Alaska Fairbanks (236)

	FY2022 Actuals	FY2023 Conference Committee	FY2023 Authorized	FY2023 Management Plan	FY2024 Governor	FY2023 Management Plan vs FY2024 Governor	
71000 Personal Services	0.0	1,723.1	1,723.1	1,853.6	1,917.1	63.5	3.4%
72000 Travel	0.0	111.3	111.3	131.6	131.6	0.0	0.0%
73000 Services	0.0	3,014.1	3,014.1	2,561.3	2,561.3	0.0	0.0%
74000 Commodities	0.0	71.0	71.0	76.0	76.0	0.0	0.0%
75000 Capital Outlay	0.0	0.0	0.0	0.0	0.0	0.0	0.0%
77000 Grants, Benefits	0.0	62.0	62.0	67.1	67.1	0.0	0.0%
78000 Miscellaneous	0.0	0.0	0.0	0.0	0.0	0.0	0.0%
Totals	**0.0**	**4,981.5**	**4,981.5**	**4,689.6**	**4,753.1**	**63.5**	**1.4%**
Fund Sources:							
1002 Fed Rcpts (Fed)	0.0	2,920.7	2,920.7	2,720.7	2,720.7	0.0	0.0%
1004 Gen Fund (UGF)	0.0	1,221.2	1,221.2	1,184.9	1,236.5	51.6	4.4%
1007 I/A Rcpts (Other)	0.0	11.1	11.1	11.1	11.1	0.0	0.0%
1048 Univ Rcpt (DGF)	0.0	642.9	642.9	592.9	604.8	11.9	2.0%
1151 VoTech Ed (DGF)	0.0	80.6	80.6	75.0	75.0	0.0	0.0%
1174 UA I/A (Other)	0.0	105.0	105.0	105.0	105.0	0.0	0.0%
Unrestricted General (UGF)	**0.0**	**1,221.2**	**1,221.2**	**1,184.9**	**1,236.5**	**51.6**	**4.4%**
Designated General (DGF)	**0.0**	**723.5**	**723.5**	**667.9**	**679.8**	**11.9**	**1.8%**
Other Funds	**0.0**	**116.1**	**116.1**	**116.1**	**116.1**	**0.0**	**0.0%**
Federal Funds	**0.0**	**2,920.7**	**2,920.7**	**2,720.7**	**2,720.7**	**0.0**	**0.0%**
Positions:							
Permanent Full Time	0	15	15	15	15	0	0.0%
Permanent Part Time	0	0	0	0	0	0	0.0%
Non Permanent	0	0	0	0	0	0	0.0%

Component Detail All Funds
University of Alaska

Component: Northwest Campus (747) Non-Formula Component
RDU: University of Alaska Fairbanks CC (700)

	FY2022 Actuals	FY2023 Conference Committee	FY2023 Authorized	FY2023 Management Plan	FY2024 Governor	FY2023 Management Plan vs FY2024 Governor	
71000 Personal Services	1,563.8	0.0	0.0	0.0	0.0	0.0	0.0%
72000 Travel	114.3	0.0	0.0	0.0	0.0	0.0	0.0%
73000 Services	312.6	0.0	0.0	0.0	0.0	0.0	0.0%
74000 Commodities	67.6	0.0	0.0	0.0	0.0	0.0	0.0%
75000 Capital Outlay	0.0	0.0	0.0	0.0	0.0	0.0	0.0%
77000 Grants, Benefits	59.3	0.0	0.0	0.0	0.0	0.0	0.0%
78000 Miscellaneous	0.0	0.0	0.0	0.0	0.0	0.0	0.0%
Totals	**2,117.6**	**0.0**	**0.0**	**0.0**	**0.0**	**0.0**	**0.0%**
Fund Sources:							
1002 Fed Rcpts (Fed)	596.1	0.0	0.0	0.0	0.0	0.0	0.0%
1004 Gen Fund (UGF)	1,190.7	0.0	0.0	0.0	0.0	0.0	0.0%
1048 Univ Rcpt (DGF)	240.0	0.0	0.0	0.0	0.0	0.0	0.0%
1151 VoTech Ed (DGF)	66.1	0.0	0.0	0.0	0.0	0.0	0.0%
1174 UA I/A (Other)	24.7	0.0	0.0	0.0	0.0	0.0	0.0%
Unrestricted General (UGF)	**1,190.7**	**0.0**	**0.0**	**0.0**	**0.0**	**0.0**	**0.0%**
Designated General (DGF)	**306.1**	**0.0**	**0.0**	**0.0**	**0.0**	**0.0**	**0.0%**
Other Funds	**24.7**	**0.0**	**0.0**	**0.0**	**0.0**	**0.0**	**0.0%**
Federal Funds	**596.1**	**0.0**	**0.0**	**0.0**	**0.0**	**0.0**	**0.0%**
Positions:							
Permanent Full Time	15	0	0	0	0	0	0.0%
Permanent Part Time	0	0	0	0	0	0	0.0%
Non Permanent	0	0	0	0	0	0	0.0%

Change Record Detail - Multiple Scenarios with Descriptions
University of Alaska

Component: Northwest Campus (747)
RDU: University of Alaska Fairbanks (236)

Scenario/Change Record Title	Trans Type	Totals	Personal Services	Travel	Services	Commodities	Capital Outlay	Grants, Benefits	Miscellaneous	Positions PFT	Positions PPT	Positions NP
********** Changes From FY2023 Conference Committee To FY2023 Authorized **********												
FY2023 Conference Committee												
	ConfCom	4,981.5	1,723.1	111.3	3,014.1	71.0	0.0	62.0	0.0	15	0	0
1002 Fed Rcpts	2,920.7											
1004 Gen Fund	1,221.2											
1007 I/A Rcpts	11.1											
1048 Univ Rcpt	642.9											
1151 VoTech Ed	80.6											
1174 UA I/A	105.0											
	Subtotal	**4,981.5**	**1,723.1**	**111.3**	**3,014.1**	**71.0**	**0.0**	**62.0**	**0.0**	**15**	**0**	**0**
********** Changes From FY2023 Authorized To FY2023 Management Plan **********												
Align Authority with Anticipated Expenditures												
	LIT	0.0	113.0	20.3	-143.4	5.0	0.0	5.1	0.0	0	0	0

Transfers between expenditure categories that University of Alaska management and the Board of Regents have deemed necessary to accurately reflect expenditure levels for FY2023.

Transfer Technical Vocational Education Program Funds to Align with Distributions												
	Trout	-5.6	0.0	0.0	-5.6	0.0	0.0	0.0	0.0	0	0	0
1151 VoTech Ed	-5.6											

Transfers between allocations to reallocate Vocational Technical funding to FY2023 programs approved by the University of Alaska Workforce Development Committee.

($954.2) - Budget Reductions/Additions - Systemwide
$158.5 - Systemwide Services
$185.9 - Anchorage Campus
$71.8 - Kenai Peninsula College
($41.5) - Kodiak College
$53.2 - Matanuska-Susitna College
($6.3) - Prince William Sound College
$88.6 - Bristol Bay Campus
$83.2 - Fairbanks Campus
$47.3 - Interior Alaska Campus
($374.0) - Kuskokwim Campus
($5.6) - Northwest Campus
$480.7 - University of Alaska Fairbanks Community and Technical College
$56.8 - Juneau Campus
$33.8 - Ketchikan Campus
$121.8 - Sitka Campus

Change Record Detail - Multiple Scenarios with Descriptions
University of Alaska

Component: Northwest Campus (747)
RDU: University of Alaska Fairbanks (236)

Scenario/Change Record Title	Trans Type	Totals	Personal Services	Travel	Services	Commodities	Capital Outlay	Grants, Benefits	Miscellaneous	Positions PFT	Positions PPT	Positions NP
Distribute University of Alaska Receipt Authority												
	Trout	-50.0	0.0	0.0	-50.0	0.0	0.0	0.0	0.0	0	0	0
1048 Univ Rcpt	-50.0											

Distribute University of Alaska receipt authority to better align with estimated expenditures in FY2023.

$1,409.0 - Education Trust of Alaska
($1,409.0) - Anchorage Campus
($150.0) - Bristol Bay Campus
($20.0) - Chukchi Campus
($1,075.0) - College of Rural and Campus Development
$2,745.0 - Fairbanks Campus
($600.0) - Interior Alaska Campus
($350.0) - Kuskokwim Campus
($50.0) - Northwest Campus
($500.0) - University of Alaska Fairbanks Community and Technical College

Distribute Federal Receipt Authority												
	Trout	-200.0	0.0	0.0	-200.0	0.0	0.0	0.0	0.0	0	0	0
1002 Fed Rcpts	-200.0											

Transfer federal receipt authority to better align with estimated expenditures in FY2023.

$200.0 - College of Rural and Community Development

($200.0) - Northwest Campus

University of Alaska FY2023 Transfer to Budget Reductions/Additions												
	Trout	-1,221.2	0.0	0.0	-1,221.2	0.0	0.0	0.0	0.0	0	0	0
1004 Gen Fund	-1,221.2											

Transfer FY2023 conference committee unrestricted general funds from all components to budget reductions/additions. Funds will be redistributed to adjust for the impact of the multiple years of budget reductions.

$288,941.1 - Budget Reductions/Additions - Systemwide
($6,458.9) - Systemwide Services
($4,896.1) - Office of Information Technology
($88,610.2) - Anchorage Campus
($959.6) - Small Business Development Center
($6,430.5) - Kenai Peninsula College
($2,351.3) - Kodiak College

Component: Northwest Campus (747)
RDU: University of Alaska Fairbanks (236)

Scenario/Change Record Title	Trans Type	Totals	Personal Services	Travel	Services	Commodities	Capital Outlay	Grants, Benefits	Miscellaneous	Positions PFT	Positions PPT	Positions NP
($4,682.3) - Matanuska-Susitna College												
($2,725.9) - Prince William Sound College												
($129,336.8) - Fairbanks Campus												
($1,145.0) - Bristol Bay College												
($640.4) - Chukchi Campus												
($4,843.7) - College of Rural and Community Development												
($1,360.0) - Interior Alaska Campus												
($2,451.3) - Kuskokwim Campus												
($1,221.2) - Northwest Campus												
($4,941.9) - UAF Community and Technical college												
($21,712.1) - Juneau Campus												
($1,899.8) - Ketchikan Campus												
($2,274.1) - Sitka Campus												
University of Alaska FY2023 Distribution of Base State Funds												
	Trin	1,161.7	0.0	0.0	1,161.7	0.0	0.0	0.0	0.0	0	0	0
1004 Gen Fund		1,161.7										

Redistribute unrestricted general funds from budget reductions/additions to all components. Represents the resetting impact of the multi-year budget reductions and the limitations imposed given the dual appropriation. FY2023 increases for compensation, fixed costs, and programs are recorded in separate change records.

($272,733.5) - Budget Reductions/Additions - Systemwide
$8,994.9 - Systemwide Services
$5,570.3 - Office of Information Technology
$83,768.7 - Anchorage Campus
$959.6 - Small Business Development Center
$6,289.1 - Kenai Peninsula College
$2,303.3 - Kodiak College
$4,568.7 - Matanuska-Susitna College
$2,666.7 - Prince William Sound College
$120,838.3 - Fairbanks Campus
$1,100.3 - Bristol Bay College
$607.8 - Chukchi Campus
$4,786.3 - College of Rural and Community Development
$1,294.5 - Interior Alaska Campus
$2,324.6 - Kuskokwim Campus
$1,161.7 - Northwest Campus
$4,884.3 - UAF Community and Technical college
$17,076.2 - Juneau Campus
$1,602.9 - Ketchikan Campus
$1,935.3 - Sitka Campus

Change Record Detail - Multiple Scenarios with Descriptions
University of Alaska

Component: Northwest Campus (747)
RDU: University of Alaska Fairbanks (236)

Scenario/Change Record Title	Trans Type	Totals	Personal Services	Travel	Services	Commodities	Capital Outlay	Grants, Benefits	Miscellaneous	Positions PFT	Positions PPT	Positions NP
University of Alaska Compensation Increases												
	Trin	17.5	17.5	0.0	0.0	0.0	0.0	0.0	0.0	0	0	0
1004 Gen Fund		17.5										

Distribute funding for compensation increases to the following employee groups: UA non-union staff, Fairbanks Firefighters Association union, and Alaska Higher Education Crafts and Trades Employees (local 6070) union.

($4,357.6) - Budget Reductions/Additions - Systemwide
$346.6 - Systemwide Services
$127.7 - Office of Information Technology
$1,364.5 - Anchorage Campus
$78.1 - Kenai Peninsula College
$24.2 - Kodiak College
$63.5 - Matanuska-Susitna College
$47.3 - Prince William Sound College
$1,800.9 - Fairbanks Campus
$14.4 - Bristol Bay College
$10.3 - Chukchi Campus
$43.8 - College of Rural and Community Development
$16.8 - Interior Alaska Campus
$37.3 - Kuskokwim Campus
$17.5 - Northwest Campus
$48.0 - UAF Community and Technical college
$257.6 - Juneau Campus
$32.2 - Ketchikan Campus
$26.9 - Sitka Campus

University of Alaska Community Campuses Fixed Cost Increases												
	Trin	5.7	0.0	0.0	5.7	0.0	0.0	0.0	0.0	0	0	0
1004 Gen Fund		5.7										

Reallocate unrestricted general funds from main campuses to community campuses to off-set fixed cost increases. This distribution is necessary to preserve community campus funding as intended by the legislature.

($135.0) - Systemwide Services
($101.1) - Anchorage Campus
$47.7 - Kenai Peninsula College
$21.9 - Kodiak College
$26.5 - Matanuska-Susitna College
$5.0 - Prince William Sound College
($32.1) - Fairbanks Campus

Component: Northwest Campus (747)
RDU: University of Alaska Fairbanks (236)

Scenario/Change Record Title	Trans Type	Totals	Personal Services	Travel	Services	Commodities	Capital Outlay	Grants, Benefits	Miscellaneous	Positions PFT	Positions PPT	Positions NP
$7.3 - Bristol Bay College												
$2.0 - Chukchi Campus												
$9.1 - Interior Alaska Campus												
$8.0 - Kuskokwim Campus												
$5.7 - Northwest Campus												
($169.0) - Juneau Campus												
$139.3 - Ketchikan Campus												
$164.7 - Sitka Campus												
	Subtotal	**4,689.6**	**1,853.6**	**131.6**	**2,561.3**	**76.0**	**0.0**	**67.1**	**0.0**	**15**	**0**	**0**
	********** **Changes From FY2023 Management Plan To FY2024 Governor** **********											
University of Alaska Compensation Increases – Staff, Faculty, and Firefighters												
	SalAdj	63.5	63.5	0.0	0.0	0.0	0.0	0.0	0.0	0	0	0
1004 Gen Fund	51.6											
1048 Univ Rcpt	11.9											

In accordance with the University of Alaska's mission, the University of Alaska is committed to providing a competitive total compensation package, including salary and benefits, that will attract, retain, and reward high-performing employees who share a passion for higher education. The University of Alaska strives to make employee compensation performance-based, competitive to institutions with similar missions, and commensurate with the individual's level of responsibility.

In FY2023, the University of Alaska was able to pay a two percent salary adjustment for all non-union staff, union-represented firefighters, and Local 6070 employees. The FY2024 request includes a 2.75 percent wage increase for staff and firefighters. Except for a market adjustment in FY2020, there has only been one across-the-board increase of one percent, for staff and firefighters, in the five prior years.

The University of Alaska and the United Academics faculty union (UNAC) reached a tentative agreement (TA) on a three-year contract that increases faculty pay by three percent in FY2023, 2.75 percent in FY2024, and 2.5 percent in FY2025. The TA is pending approval by the University of Alaska Board of Regents and the State Department of Administration, and ratification by the United Academics bargaining unit members. The FY2024 request includes a 2.75 percent wage increase for UNAC.

The University of Alaska and the United Academic Adjuncts faculty union (UNAD) reached a tentative agreement (TA) on a two-year contract that increases adjunct faculty pay for semester credit hour minimums by three percent in FY2023 and 2.75 percent in FY2024. The TA is pending approval by the University of Alaska Board of Regents and the State Department of Administration, and ratification by the adjunct bargaining unit members. The FY2024 request includes a 2.75 percent pay increase for UNAD.

The University of Alaska Pension Plan wage base shall increase from $42 thousand to $52 thousand effective the first full pay period after July 1, 2023. This change is estimated to cost $2,500.0.

In FY2024, the University of Alaska will renew its medical (including dental and vision) plan at a higher rate. Parental leave (five days) will be added to the benefits package and life insurance employer-paid benefit plan coverage will increase from $50.0 to $100.0. This request includes $2,300.0 for health benefits increase expected in FY2024.

Change Record Detail - Multiple Scenarios with Descriptions
University of Alaska

Component: Northwest Campus (747)
RDU: University of Alaska Fairbanks (236)

Scenario/Change Record Title	Trans Type	Totals	Personal Services	Travel	Services	Commodities	Capital Outlay	Grants, Benefits	Miscellaneous	Positions PFT	Positions PPT	Positions NP
	Totals	**4,753.1**	**1,917.1**	**131.6**	**2,561.3**	**76.0**	**0.0**	**67.1**	**0.0**	**15**	**0**	**0**

Personal Services Expenditure Detail
University of Alaska

Component: Northwest Campus (747)
RDU: University of Alaska Fairbanks (236)
Notes:
1. If a position is split, an asterisk (*) will appear in the Split/Count column. If the split position is also counted in the component, two asterisks (**) will appear in the column.
2. "Pool" PCN refers to UA temporary positions, such as adjunct faculty; student employees; and other non-permanent staff. Multiple incumbents may share the same labor pool position number

PCN	Job Class Title	Location	Time Status	Split/ Count	Employee Class	Benefit Rate	Annual Budgeted Salary	Annual Benefits	Total Costs	UGF Estimate
211371	Research Professional 1	Nome	FT	*	PERS - Classified	48.6%	1,900	923	2,823	-
217040	Student Svcs Manager 1	Nome	FT		APT - Exempt Employees	38.5%	77,100	29,684	106,784	87,003
242907	Director (Academic)	Nome	FT		Officer	24.6%	108,800	26,765	135,565	110,452
270904	Fiscal Professional 2	Nome	FT		APT - Exempt Employees	38.5%	103,900	40,002	143,902	117,245
270906	Admin Specialist 4	Nome	FT		APT - Exempt Employees	38.5%	76,400	29,414	105,814	68,948
270911	Maint Service Workr III (MSW3)	Nome	FT		AHECTE- Labor Trades & Crafts	47.2%	47,700	22,514	70,214	57,208
270912	Associate Professor	Nome	FT		United Academics BU	28.3%	94,000	26,602	120,602	73,696
270914	Student Svcs Professional 3	Nome	FT		APT - Exempt Employees	38.5%	68,400	26,334	94,734	77,185
270922	Fiscal Technician 2	Nome	FT		PERS - Classified	48.6%	38,100	18,517	56,617	46,129
270926	Admin Generalist 4	Nome	FT		PERS - Classified	48.6%	66,400	32,270	98,670	60,294
280211	Assistant Professor	Nome	FT	*	United Academics BU	28.3%	33,500	9,481	42,981	17,875
421102	Research Asst Professor	Nome	FT	**	United Academics BU	28.3%	44,600	12,622	57,222	-
486000	Term Asst Professor	Nome	FT		United Academics BU	28.3%	94,800	26,828	121,628	74,323
486700	Student Svcs Technician 3	Nome	FT		PERS - Classified	48.6%	52,400	25,466	77,866	19,008
486800	Student Svcs Professional 2	Nome	FT		PERS - Classified	48.6%	58,600	28,480	87,080	21,309
486801	Admin Specialist 3	Nome	FT		APT - Exempt Employees	38.5%	76,300	29,376	105,676	55,970
486804	Student Svcs Professional 2	Nome	FT		PERS - Classified	48.6%	57,400	27,896	85,296	20,825
Pool	Adjunct Facilty	Nome	PT		Non-Represented Adjunct Faculty	0.0%	23,864	2,124	25,988	21,174
Pool	Adjunct Facilty	Nome	PT		UNAD Adjunct Faculty	0.0%	101,996	9,079	111,075	90,499
Pool	UA Labor Pool	Nome	PT		Labor Pool	0.0%	203,064		203,064	112,143
					Total Position Costs		1,429,224	424,376	1,853,600	1,131,285

Full Time Positions:	15
Part Time Positions:	
Positions in Component:	**15**

Federal Receipts (1002)	465,105
General Fund Receipts (1004)	1,131,285
Interagency Receipts (1007)	-
University Receipts (1048)	238,115
UA Intra-agency Transfers (1174)	19,095
UA Funding	**1,853,600**

State of Alaska
FY2024 Governor's Operating Budget

University of Alaska
UAF Community and Technical College
Component Budget Summary

Component: UAF Community and Technical College

Contribution to Department's Mission

The UAF Community and Technical College (CTC) is Alaska's quality choice for career and technical education, academic preparation and lifelong learning. CTC's core purpose is community-driven education built on values of academic excellence, integrity, student empowerment, innovation, flexibility and community collaboration.

Core Services

- Fulfills the UAF community college mission in the greater Fairbanks area, on northern military bases and in Delta Junction.
- Serves 30 percent of all UAF students and accounts for 20 percent of UAF student credit hours and 20 percent of all graduates.
- Offers more than 40 certificates, associate degrees and occupational endorsements in high-demand, high-growth fields through its facilities in nine locations.
- Partners with business, industry, education and labor to develop programs responsive to current and emerging workforce development job markets.
- Serves as a major partner with other community campuses across Alaska in delivering programs like allied health nursing, process technology, computer information systems and early childhood education.

Major Component Accomplishments in 2022

See University of Alaska Fairbanks RDU.

Key Component Challenges

See University of Alaska Fairbanks RDU.

Significant Changes in Results to be Delivered in FY2024

See University of Alaska Fairbanks RDU.

Statutory and Regulatory Authority

No statutes and regulations.

Contact Information

Contact: Michelle Rizk, Vice President, University Relations
Phone: (907) 450-8187
E-mail: marizk@alaska.edu

UAF Community and Technical College
Personal Services Information

Authorized Positions	FY2023 Management Plan	FY2024 Governor	Personal Services Costs	
			Annual Salaries	0
Full-time	58	58	Premium Pay	0
Part-time	7	7	Annual Benefits	0
Nonpermanent	0	0	*Less % Vacancy Factor*	()
			Lump Sum Premium Pay	0
Totals	**65**	**65**	**Total Personal Services**	

Position Classification Summary

Job Class Title	Anchorage	Fairbanks	Juneau	Others	Total
No personal services.					
Totals	**0**	**0**	**0**	**0**	**0**

Component Detail All Funds
University of Alaska

Component: UAF Community and Technical College (2992) Non-Formula Component
RDU: University of Alaska Fairbanks (236)

	FY2022 Actuals	FY2023 Conference Committee	FY2023 Authorized	FY2023 Management Plan	FY2024 Governor	FY2023 Management Plan vs FY2024 Governor	
71000 Personal Services	7,890.4	8,188.1	8,188.1	8,205.3	8,476.1	270.8	3.3%
72000 Travel	29.0	30.5	30.5	30.5	30.5	0.0	0.0%
73000 Services	1,649.9	3,145.3	3,145.3	3,029.1	3,029.1	0.0	0.0%
74000 Commodities	751.0	899.3	899.3	1,018.0	1,018.0	0.0	0.0%
75000 Capital Outlay	514.4	0.0	0.0	0.0	0.0	0.0	0.0%
77000 Grants, Benefits	166.2	203.3	203.3	154.7	154.7	0.0	0.0%
78000 Miscellaneous	0.0	0.0	0.0	0.0	0.0	0.0	0.0%
Totals	**11,000.9**	**12,466.5**	**12,466.5**	**12,437.6**	**12,708.4**	**270.8**	**2.2%**
Fund Sources:							
1002 Fed Rcpts (Fed)	0.0	160.1	160.1	160.1	160.1	0.0	0.0%
1004 Gen Fund (UGF)	5,000.2	4,941.9	4,941.9	4,932.3	5,201.2	268.9	5.5%
1007 I/A Rcpts (Other)	22.3	49.4	49.4	49.4	49.4	0.0	0.0%
1048 Univ Rcpt (DGF)	5,110.6	6,711.2	6,711.2	6,211.2	6,213.1	1.9	0.0%
1151 VoTech Ed (DGF)	504.4	359.2	359.2	839.9	839.9	0.0	0.0%
1174 UA I/A (Other)	363.4	244.7	244.7	244.7	244.7	0.0	0.0%
Unrestricted General (UGF)	**5,000.2**	**4,941.9**	**4,941.9**	**4,932.3**	**5,201.2**	**268.9**	**5.5%**
Designated General (DGF)	**5,615.0**	**7,070.4**	**7,070.4**	**7,051.1**	**7,053.0**	**1.9**	**0.0%**
Other Funds	**385.7**	**294.1**	**294.1**	**294.1**	**294.1**	**0.0**	**0.0%**
Federal Funds	**0.0**	**160.1**	**160.1**	**160.1**	**160.1**	**0.0**	**0.0%**
Positions:							
Permanent Full Time	58	58	58	58	58	0	0.0%
Permanent Part Time	7	7	7	7	7	0	0.0%
Non Permanent	0	0	0	0	0	0	0.0%

Change Record Detail - Multiple Scenarios with Descriptions
University of Alaska

Component: UAF Community and Technical College (2992)
RDU: University of Alaska Fairbanks (236)

Scenario/Change Record Title	Trans Type	Totals	Personal Services	Travel	Services	Commodities	Capital Outlay	Grants, Benefits	Miscellaneous	Positions PFT	Positions PPT	Positions NP
********** Changes From FY2023 Conference Committee To FY2023 Authorized **********												
FY2023 Conference Committee												
	ConfCom	12,466.5	8,188.1	30.5	3,145.3	899.3	0.0	203.3	0.0	58	7	0
1002 Fed Rcpts		160.1										
1004 Gen Fund		4,941.9										
1007 I/A Rcpts		49.4										
1048 Univ Rcpt		6,711.2										
1151 VoTech Ed		359.2										
1174 UA I/A		244.7										
	Subtotal	**12,466.5**	**8,188.1**	**30.5**	**3,145.3**	**899.3**	**0.0**	**203.3**	**0.0**	**58**	**7**	**0**
********** Changes From FY2023 Authorized To FY2023 Management Plan **********												
Align Authority with Anticipated Expenditures												
	LIT	0.0	-30.8	0.0	-39.3	118.7	0.0	-48.6	0.0	0	0	0

Transfers between expenditure categories that University of Alaska management and the Board of Regents have deemed necessary to accurately reflect expenditure levels for FY2023.

Transfer Technical Vocational Education Program Funds to Align with Distributions												
	Trin	480.7	0.0	0.0	480.7	0.0	0.0	0.0	0.0	0	0	0
1151 VoTech Ed		480.7										

Transfers between allocations to reallocate Vocational Technical funding to FY2023 programs approved by the University of Alaska Workforce Development Committee.

($954.2) - Budget Reductions/Additions - Systemwide
$158.5 - Systemwide Services
$185.9 - Anchorage Campus
$71.8 - Kenai Peninsula College
($41.5) - Kodiak College
$53.2 - Matanuska-Susitna College
($6.3) - Prince William Sound College
$88.6 - Bristol Bay Campus
$83.2 - Fairbanks Campus
$47.3 - Interior Alaska Campus
($374.0) - Kuskokwim Campus
($5.6) - Northwest Campus
$480.7 - University of Alaska Fairbanks Community and Technical College
$56.8 - Juneau Campus
$33.8 - Ketchikan Campus
$121.8 - Sitka Campus

Change Record Detail - Multiple Scenarios with Descriptions
University of Alaska

Component: UAF Community and Technical College (2992)
RDU: University of Alaska Fairbanks (236)

Scenario/Change Record Title	Trans Type	Totals	Personal Services	Travel	Services	Commodities	Capital Outlay	Grants, Benefits	Miscellaneous	Positions PFT	Positions PPT	Positions NP
Distribute University of Alaska Receipt Authority												
	Trout	-500.0	0.0	0.0	-500.0	0.0	0.0	0.0	0.0	0	0	0
1048 Univ Rcpt		-500.0										

Distribute University of Alaska receipt authority to better align with estimated expenditures in FY2023.

$1,409.0 - Education Trust of Alaska
($1,409.0) - Anchorage Campus
($150.0) - Bristol Bay Campus
($20.0) - Chukchi Campus
($1,075.0) - College of Rural and Campus Development
$2,745.0 - Fairbanks Campus
($600.0) - Interior Alaska Campus
($350.0) - Kuskokwim Campus
($50.0) - Northwest Campus
($500.0) - University of Alaska Fairbanks Community and Technical College

University of Alaska FY2023 Transfer to Budget Reductions/Additions												
	Trout	-4,941.9	0.0	0.0	-4,941.9	0.0	0.0	0.0	0.0	0	0	0
1004 Gen Fund		-4,941.9										

Transfer FY2023 conference committee unrestricted general funds from all components to budget reductions/additions. Funds will be redistributed to adjust for the impact of the multiple years of budget reductions.

$288,941.1 - Budget Reductions/Additions - Systemwide
($6,458.9) - Systemwide Services
($4,896.1) - Office of Information Technology
($88,610.2) - Anchorage Campus
($959.6) - Small Business Development Center
($6,430.5) - Kenai Peninsula College
($2,351.3) - Kodiak College
($4,682.3) - Matanuska-Susitna College
($2,725.9) - Prince William Sound College
($129,336.8) - Fairbanks Campus
($1,145.0) - Bristol Bay College
($640.4) - Chukchi Campus
($4,843.7) - College of Rural and Community Development
($1,360.0) - Interior Alaska Campus
($2,451.3) - Kuskokwim Campus
($1,221.2) - Northwest Campus
($4,941.9) - University of Alaska Fairbanks Community and Technical college

Component: UAF Community and Technical College (2992)
RDU: University of Alaska Fairbanks (236)

Scenario/Change Record Title	Trans Type	Totals	Personal Services	Travel	Services	Commodities	Capital Outlay	Grants, Benefits	Miscellaneous	Positions PFT	Positions PPT	Positions NP
($21,712.1) - Juneau Campus												
($1,899.8) - Ketchikan Campus												
($2,274.1) - Sitka Campus												
University of Alaska FY2023 Distribution of Base State Funds												
	Trin	4,884.3	0.0	0.0	4,884.3	0.0	0.0	0.0	0.0	0	0	0
1004 Gen Fund	4,884.3											

Redistribute unrestricted general funds from budget reductions/additions to all components. Represents the resetting impact of the multi-year budget reductions and the limitations imposed given the dual appropriation. FY2023 increases for compensation, fixed costs, and programs are recorded in separate change records.

($272,733.5) - Budget Reductions/Additions - Systemwide
$8,994.9 - Systemwide Services
$5,570.3 - Office of Information Technology
$83,768.7 - Anchorage Campus
$959.6 - Small Business Development Center
$6,289.1 - Kenai Peninsula College
$2,303.3 - Kodiak College
$4,568.7 - Matanuska-Susitna College
$2,666.7 - Prince William Sound College
$120,838.3 - Fairbanks Campus
$1,100.3 - Bristol Bay College
$607.8 - Chukchi Campus
$4,786.3 - College of Rural and Community Development
$1,294.5 - Interior Alaska Campus
$2,324.6 - Kuskokwim Campus
$1,161.7 - Northwest Campus
$4,884.3 - UAF Community and Technical college
$17,076.2 - Juneau Campus
$1,602.9 - Ketchikan Campus
$1,935.3 - Sitka Campus

University of Alaska Compensation Increases												
	Trin	48.0	48.0	0.0	0.0	0.0	0.0	0.0	0.0	0	0	0
1004 Gen Fund	48.0											

Distribute funding for compensation increases to the following employee groups: UA non-union staff, Fairbanks Firefighters Association union, and Alaska Higher Education Crafts and Trades Employees (local 6070) union.

($4,357.6) - Budget Reductions/Additions - Systemwide
$346.6 - Systemwide Services

Component: UAF Community and Technical College (2992)
RDU: University of Alaska Fairbanks (236)

Scenario/Change Record Title	Trans Type	Totals	Personal Services	Travel	Services	Commodities	Capital Outlay	Grants, Benefits	Miscellaneous	Positions PFT	Positions PPT	Positions NP
$127.7 - Office of Information Technology												
$1,364.5 - Anchorage Campus												
$78.1 - Kenai Peninsula College												
$24.2 - Kodiak College												
$63.5 - Matanuska-Susitna College												
$47.3 - Prince William Sound College												
$1,800.9 - Fairbanks Campus												
$14.4 - Bristol Bay College												
$10.3 - Chukchi Campus												
$43.8 - College of Rural and Community Development												
$16.8 - Interior Alaska Campus												
$37.3 - Kuskokwim Campus												
$17.5 - Northwest Campus												
$48.0 - UAF Community and Technical college												
$257.6 - Juneau Campus												
$32.2 - Ketchikan Campus												
$26.9 - Sitka Campus												
	Subtotal	**12,437.6**	**8,205.3**	**30.5**	**3,029.1**	**1,018.0**	**0.0**	**154.7**	**0.0**	**58**	**7**	**0**
********** **Changes From FY2023 Management Plan To FY2024 Governor** **********												
University of Alaska Compensation Increases – Staff, Faculty, and Firefighters												
	SalAdj	270.8	270.8	0.0	0.0	0.0	0.0	0.0	0.0	0	0	0
1004 Gen Fund	268.9											
1048 Univ Rcpt	1.9											

In accordance with the University of Alaska's mission, the University of Alaska is committed to providing a competitive total compensation package, including salary and benefits, that will attract, retain, and reward high-performing employees who share a passion for higher education. The University of Alaska strives to make employee compensation performance-based, competitive to institutions with similar missions, and commensurate with the individual's level of responsibility.

In FY2023, the University of Alaska was able to pay a two percent salary adjustment for all non-union staff, union-represented firefighters, and Local 6070 employees. The FY2024 request includes a 2.75 percent wage increase for staff and firefighters. Except for a market adjustment in FY2020, there has only been one across-the-board increase of one percent, for staff and firefighters, in the five prior years.

The University of Alaska and the United Academics faculty union (UNAC) reached a tentative agreement (TA) on a three-year contract that increases faculty pay by three percent in FY2023, 2.75 percent in FY2024, and 2.5 percent in FY2025. The TA is pending approval by the University of Alaska Board of Regents and the State Department of Administration, and ratification by the United Academics bargaining unit members. The FY2024 request includes a 2.75 percent wage increase for UNAC.

The University of Alaska and the United Academic Adjuncts faculty union (UNAD) reached a tentative agreement (TA) on a two-year contract that increases adjunct faculty pay for semester credit hour minimums by three percent in FY2023 and 2.75 percent in FY2024. The TA is pending approval by the University of Alaska Board of Regents and the State Department of Administration, and ratification by the adjunct bargaining unit members. The FY2024 request includes a

Component: UAF Community and Technical College (2992)
RDU: University of Alaska Fairbanks (236)

Scenario/Change Record Title	Trans Type	Totals	Personal Services	Travel	Services	Commodities	Capital Outlay	Grants, Benefits	Miscellaneous	Positions PFT	Positions PPT	Positions NP
2.75 percent pay increase for UNAD. The University of Alaska Pension Plan wage base shall increase from $42 thousand to $52 thousand effective the first full pay period after July 1, 2023. This change is estimated to cost $2,500.0. In FY2024, the University of Alaska will renew its medical (including dental and vision) plan at a higher rate. Parental leave (five days) will be added to the benefits package and life insurance employer-paid benefit plan coverage will increase from $50.0 to $100.0. This request includes $2,300.0 for health benefits increase expected in FY2024.												
	Totals	**12,708.4**	**8,476.1**	**30.5**	**3,029.1**	**1,018.0**	**0.0**	**154.7**	**0.0**	**58**	**7**	**0**

Personal Services Expenditure Detail
University of Alaska

Component: UAF Community and Technical College (2992)
RDU: University of Alaska Fairbanks (236)
Notes:
1. If a position is split, an asterisk (*) will appear in the Split/Count column. If the split position is also counted in the component, two asterisks (**) will appear in the column.
2. "Pool" PCN refers to UA temporary positions, such as adjunct faculty; student employees; and other non-permanent staff. Multiple incumbents may share the same labor pool position number

PCN	Job Class Title	Location	Time Status	Split/ Count	Employee Class	Benefit Rate	Annual Budgeted Salary	Annual Benefits	Total Costs	UGF Estimate
200245	Associate Professor	Fairbanks	FT		United Academics BU	28.3%	77,800	22,017	99,817	49,615
200582	IS Net Technician 6	Fairbanks	FT		PERS - Classified	48.6%	62,300	30,278	92,578	46,016
201581	Admin Specialist 2	Fairbanks	FT		PERS - Classified	48.6%	58,200	28,285	86,485	42,988
201821	Assistant Professor	Fairbanks	PT		United Academics BU	28.3%	100	-	100	-
204546	Associate Professor	Fairbanks	FT		Non-Represented Faculty	24.6%	101,000	24,846	125,846	62,553
210271	Student Svcs Professional 2	Fairbanks	FT		PERS - Classified	48.6%	50,600	24,592	75,192	37,375
216275	Admin Generalist 4	Fairbanks	FT		PERS - Classified	48.6%	39,100	19,003	58,103	28,880
240703	Admin Specialist 3	Fairbanks	FT		APT - Exempt Employees	38.5%	46,800	18,018	64,818	32,218
240704	Admin Generalist 4	Fairbanks	PT		PERS - Classified	48.6%	29,900	14,531	44,431	22,085
240811	Student Svcs Technician 3	Fairbanks	FT		PERS - Classified	48.6%	49,600	24,106	73,706	36,636
240813	Associate Professor	Fairbanks	FT		United Academics BU	28.3%	76,000	21,508	97,508	48,467
240820	IS Net Technician 6	Fairbanks	FT		PERS - Classified	48.6%	62,300	30,278	92,578	46,016
240821	Communications Specialist 4	Fairbanks	FT		APT - Exempt Employees	38.5%	58,700	22,600	81,300	40,411
240844	Professor	Fairbanks	FT		United Academics BU	28.3%	86,900	24,593	111,493	55,418
240845	Professor	Fairbanks	FT		United Academics BU	28.3%	89,100	25,215	114,315	56,821
240853	Admin Generalist 4	Fairbanks	PT		PERS - Classified	48.6%	41,500	20,169	61,669	30,653
240854	Student Svcs Manager 2	Fairbanks	FT		APT - Exempt Employees	38.5%	74,400	28,644	103,044	51,219
240879	Professor	Fairbanks	FT		United Academics BU	28.3%	78,800	22,300	101,100	50,253
240975	Associate Professor	Fairbanks	FT		United Academics BU	28.3%	82,700	23,404	106,104	52,740
240980	Student Svcs Professional 4	Fairbanks	FT		APT - Exempt Employees	38.5%	72,400	27,874	100,274	49,842
240981	Admin Generalist 4	Fairbanks	FT		PERS - Classified	48.6%	31,300	15,212	46,512	23,119
242845	Associate Dean/Faculty	Fairbanks	FT		Non-Represented Faculty	24.6%	133,300	32,792	166,092	82,557
247990	Associate Professor	Fairbanks	FT		United Academics BU	28.3%	101,000	28,583	129,583	64,410
251201	Assistant Professor	Fairbanks	FT		United Academics BU	28.3%	72,700	20,574	93,274	46,363
270692	Assistant Professor	Fairbanks	FT		United Academics BU	28.3%	68,900	19,499	88,399	43,939
280505	Student Svcs Technician 3	Fairbanks	FT		PERS - Classified	48.6%	47,200	22,939	70,139	34,863
280506	Associate Professor	Fairbanks	FT		United Academics BU	28.3%	80,900	22,895	103,795	51,592
280510	Professor	Fairbanks	FT		United Academics BU	28.3%	97,700	27,649	125,349	62,306
280511	Admin Generalist 4	Fairbanks	FT		PERS - Classified	48.6%	42,600	20,704	63,304	31,466
280512	Professor	Fairbanks	FT		United Academics BU	28.3%	102,300	28,951	131,251	65,239
280513	Professor	Fairbanks	FT		United Academics BU	28.3%	84,200	23,829	108,029	53,696
280515	Administrative Management 2	Fairbanks	FT		APT - Exempt Employees	38.5%	68,100	26,219	94,319	46,882
280520	Admin Generalist 4	Fairbanks	FT		PERS - Classified	48.6%	45,200	21,967	67,167	33,386
280532	Admin Specialist 4	Fairbanks	FT		APT - Exempt Employees	38.5%	59,900	23,062	82,962	41,237
280535	Admin Generalist 4	Fairbanks	FT		PERS - Classified	48.6%	39,100	19,003	58,103	28,880

Personal Services Expenditure Detail
University of Alaska

Component: UAF Community and Technical College (2992)
RDU: University of Alaska Fairbanks (236)
Notes:
1. If a position is split, an asterisk (*) will appear in the Split/Count column. If the split position is also counted in the component, two asterisks (**) will appear in the column.
2. "Pool" PCN refers to UA temporary positions, such as adjunct faculty; student employees; and other non-permanent staff. Multiple incumbents may share the same labor pool position number

PCN	Job Class Title	Location	Time Status	Split/ Count	Employee Class	Benefit Rate	Annual Budgeted Salary	Annual Benefits	Total Costs	UGF Estimate
280537	Fiscal Technician 3	Fairbanks	FT		PERS - Classified	48.6%	53,200	25,855	79,055	39,295
280545	Associate Professor	Fairbanks	FT		United Academics BU	28.3%	75,000	21,225	96,225	47,829
280546	Assistant Professor	Fairbanks	FT		United Academics BU	28.3%	72,100	20,404	92,504	45,980
280549	Training & Development 2	Fairbanks	FT		PERS - Classified	48.6%	57,000	27,702	84,702	42,102
280563	Admin Generalist 4	Fairbanks	FT		PERS - Classified	48.6%	42,500	20,655	63,155	31,392
280566	Admin Specialist 3	Fairbanks	FT		APT - Exempt Employees	38.5%	75,200	28,952	104,152	51,770
280567	Dean (Academic)	Fairbanks	FT		Officer	24.6%	141,300	34,760	176,060	87,512
280573	Associate Professor	Fairbanks	FT		United Academics BU	28.3%	84,800	23,998	108,798	54,079
280574	Professor	Fairbanks	FT		United Academics BU	28.3%	106,600	30,168	136,768	67,981
280575	Professor	Fairbanks	PT		United Academics BU	28.3%	85,000	24,055	109,055	54,207
280577	Fiscal Manager 2	Fairbanks	FT		APT - Exempt Employees	38.5%	68,800	26,488	95,288	47,364
280591	Professor	Fairbanks	FT		United Academics BU	28.3%	104,800	29,658	134,458	66,834
408805	Admin Generalist 4	Fairbanks	FT		PERS - Classified	48.6%	39,100	19,003	58,103	28,880
487001	Term Asst Professor	Fairbanks	FT		United Academics BU	28.3%	82,000	23,206	105,206	52,293
488000	Term Asst Professor	Fairbanks	FT		United Academics BU	28.3%	75,800	21,451	97,251	48,340
488002	Assistant Professor	Fairbanks	FT		United Academics BU	28.3%	80,000	22,640	102,640	51,018
488004	Term Asst Professor	Fairbanks	FT		United Academics BU	28.3%	70,000	19,810	89,810	44,641
488006	Term Instructor	Fairbanks	FT		United Academics BU	28.3%	71,000	20,093	91,093	45,278
488007	Assistant Professor	Fairbanks	FT		United Academics BU	28.3%	80,000	22,640	102,640	51,018
488008	Term Asst Professor	Fairbanks	FT		United Academics BU	28.3%	70,000	19,810	89,810	44,641
488010	Training & Development 2	Fairbanks	FT		PERS - Classified	48.6%	47,700	23,182	70,882	35,233
488012	Term Asst Professor	Fairbanks	PT		United Academics BU	28.3%	75,000	21,225	96,225	47,829
488015	Term Assoc Professor	Fairbanks	FT		United Academics BU	28.3%	68,500	19,386	87,886	43,684
488017	Term Asst Professor	Fairbanks	FT		United Academics BU	28.3%	75,000	21,225	96,225	47,829
488019	Assistant Professor	Fairbanks	FT		United Academics BU	28.3%	70,900	20,065	90,965	45,215
488021	Assistant Professor	Fairbanks	PT		United Academics BU	28.3%	75,800	21,451	97,251	48,340
488200	Term Asst Professor	Fairbanks	FT		United Academics BU	28.3%	67,100	18,989	86,089	42,791
488201	Training & Development 1	Fairbanks	PT		PERS - Classified	48.6%	100	-	100	-
488801	Training & Development 1	Fairbanks	FT		PERS - Classified	48.6%	37,900	18,419	56,319	27,994
488804	Communications Specialist 2	Fairbanks	FT		PERS - Classified	48.6%	47,700	23,182	70,882	35,233
Pool	Adjunct Facilty	Fairbanks	PT		Non-Represented Adjunct Faculty	0.0%	418,722	37,380	456,101	226,708
Pool	Adjunct Facilty	Fairbanks	PT		UNAD Adjunct Faculty	0.0%	976,068	87,000	1,063,069	528,406
Pool	UA Labor Pool	Fairbanks	PT		Labor Pool	0.0%	797,796		797,796	394,545
					Total Position Costs		6,605,086	1,600,214	8,205,300	4,076,400

Personal Services Expenditure Detail
University of Alaska

Component: UAF Community and Technical College (2992)
RDU: University of Alaska Fairbanks (236)
Notes:
1. If a position is split, an asterisk (*) will appear in the Split/Count column. If the split position is also counted in the component, two asterisks (**) will appear in the column.
2. "Pool" PCN refers to UA temporary positions, such as adjunct faculty; student employees; and other non-permanent staff. Multiple incumbents may share the same labor pool position number

PCN	Job Class Title	Location	Time Status	Split/ Count	Employee Class	Benefit Rate	Annual Budgeted Salary	Annual Benefits	Total Costs	UGF Estimate
	Full Time Positions:	58								
	Part Time Positions:	7								
	Positions in Component:	**65**								

Federal Receipts (1002)	-
General Fund Receipts (1004)	4,076,400
Interagency Receipts (1007)	-
University Receipts (1048)	4,128,900
UA Intra-agency Transfers (1174)	-
UA Funding	**8,205,300**

State of Alaska
FY2024 Governor's Operating Budget

University of Alaska
Education Trust of Alaska
RDU/Component Budget Summary

RDU/Component: Education Trust of Alaska

Contribution to Department's Mission

The University of Alaska inspires learning, and advances and disseminates knowledge through teaching, research, and public service, emphasizing the North and its diverse peoples.

University of Alaska Mission Statement
Board of Regents' Policy 01.01.010
Adopted 10-06-00

Results

(Additional performance information is available on the web at https://omb.alaska.gov/results.)

Core Services

- Provide resources for families to fund education, qualifying for better jobs and more opportunities.

Measures by Core Service

(Additional performance information is available on the web at https://omb.alaska.gov/results.)

1. Provide resources for families to fund education, qualifying for better jobs and more opportunities.

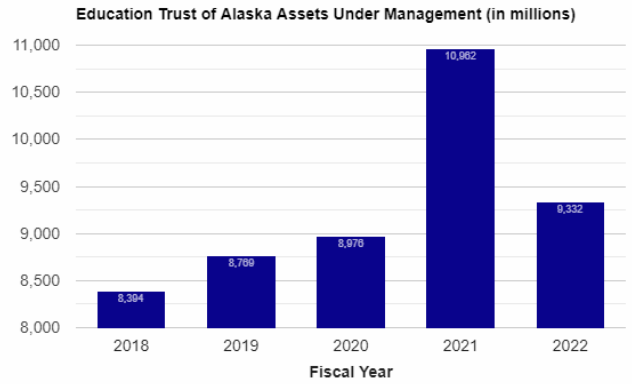

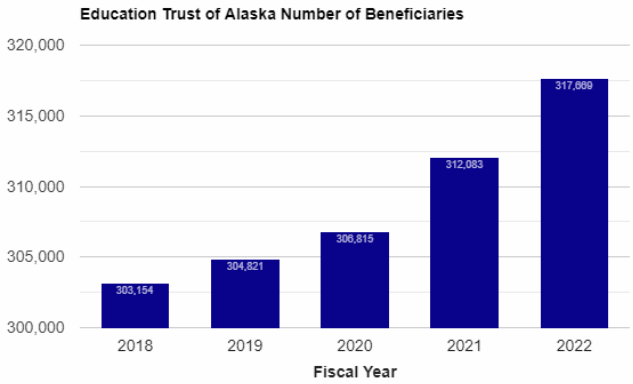

Major Component Accomplishments in 2022

The Education Trust of Alaska was established in 2001, pursuant to the Alaska College Savings Act, to help inspire a college going culture in Alaska, to encourage attendance at the University of Alaska, and to help participants provide for the increasing cost of higher education through tax-advantaged savings and investments. The Trust offers three separately marketed Section 529 college savings plans to generate the critical mass needed to bring a high quality college savings program to Alaskans: Alaska 529, marketed to investors within Alaska; the T. Rowe Price College Savings Plan, nationally marketed directly to investors; and the John Hancock Freedom 529, marketed nationally through financial advisors.

As of June 30, 2022, the Education Trust of Alaska held $9.3 billion in assets for approximately 318,000 beneficiaries across the country, including approximately 28,723 Alaskans. Over 3,600 plan beneficiaries enrolled at UA in FY2022, earning 411 credentials and paying $19 million in tuition and fees. In March 2021, the Trust launched an ongoing recruitment initiative, reaching out to approximately 50,000 non-Alaskan high school-aged beneficiaries in the Trust's 529 plans on a quarterly basis, to encourage and consider enrolling at UA. In 2022, 86 non-residents recruited

through the campaign applied to UA. In April 2022, the Trust launched the Dash to Save™ and Dash to Save More™ incentive programs to encourage every Alaskan to open a 529 account and save systematically.

The University of Alaska Portfolio investment option in Alaska 529 features a unique tuition-value guarantee that ensures the value of the investment keeps up with tuition inflation when used for tuition at the University of Alaska.

Key Component Challenges

Changes to the Permanent Fund Dividend could have a significant impact on saving, as it is the single largest source of contributions to Alaska 529.

Tax reform may affect the tax-advantaged status of Section 529 plans or significantly change the purpose beyond paying for post-secondary education and K-12 tuition.

Adverse investment markets or economic conditions have and could continue to affect families' inclination or ability to save for future education needs.

Significant Changes in Results to be Delivered in FY2024

Increased number of accounts and unique beneficiaries in the Alaska 529 plan.

Increased attendance at the University of Alaska by participants in the Trust's 529 plans.

Statutory and Regulatory Authority

No statutes and regulations.

Contact Information

Contact: Michelle Rizk, Vice President, University Relations
Phone: (907) 450-8187
E-mail: marizk@alaska.edu

Education Trust of Alaska
Personal Services Information

Authorized Positions	FY2023 Management Plan	FY2024 Governor	Personal Services Costs	
			Annual Salaries	0
Full-time	7	7	Premium Pay	0
Part-time	0	0	Annual Benefits	0
Nonpermanent	0	0	*Less % Vacancy Factor*	()
			Lump Sum Premium Pay	0
Totals	**7**	**7**	**Total Personal Services**	

Position Classification Summary

Job Class Title	Anchorage	Fairbanks	Juneau	Others	Total
No personal services.					
Totals	**0**	**0**	**0**	**0**	**0**

Component Detail All Funds
University of Alaska

Component: Education Trust of Alaska (3198) Non-Formula Component
RDU: Enterprise Entities (678)

	FY2022 Actuals	FY2023 Conference Committee	FY2023 Authorized	FY2023 Management Plan	FY2024 Governor	FY2023 Management Plan vs FY2024 Governor	
71000 Personal Services	657.6	728.0	728.0	610.3	631.4	21.1	3.5%
72000 Travel	29.9	45.0	45.0	51.0	51.0	0.0	0.0%
73000 Services	3,353.4	3,430.8	3,430.8	4,902.0	4,902.0	0.0	0.0%
74000 Commodities	56.7	36.0	36.0	85.5	85.5	0.0	0.0%
75000 Capital Outlay	0.0	0.0	0.0	0.0	0.0	0.0	0.0%
77000 Grants, Benefits	0.0	0.0	0.0	0.0	0.0	0.0	0.0%
78000 Miscellaneous	0.0	0.0	0.0	0.0	0.0	0.0	0.0%
Totals	**4,097.6**	**4,239.8**	**4,239.8**	**5,648.8**	**5,669.9**	**21.1**	**0.4%**
Fund Sources:							
1048 Univ Rcpt (DGF)	4,097.6	4,239.8	4,239.8	5,648.8	5,669.9	21.1	0.4%
Unrestricted General (UGF)	**0.0**	**0.0**	**0.0**	**0.0**	**0.0**	**0.0**	**0.0%**
Designated General (DGF)	**4,097.6**	**4,239.8**	**4,239.8**	**5,648.8**	**5,669.9**	**21.1**	**0.4%**
Other Funds	**0.0**	**0.0**	**0.0**	**0.0**	**0.0**	**0.0**	**0.0%**
Federal Funds	**0.0**	**0.0**	**0.0**	**0.0**	**0.0**	**0.0**	**0.0%**
Positions:							
Permanent Full Time	7	7	7	7	7	0	0.0%
Permanent Part Time	0	0	0	0	0	0	0.0%
Non Permanent	0	0	0	0	0	0	0.0%

Change Record Detail - Multiple Scenarios with Descriptions
University of Alaska

Component: Education Trust of Alaska (3198)
RDU: Enterprise Entities (678)

Scenario/Change Record Title	Trans Type	Totals	Personal Services	Travel	Services	Commodities	Capital Outlay	Grants, Benefits	Miscellaneous	Positions PFT	Positions PPT	Positions NP
********** Changes From FY2023 Conference Committee To FY2023 Authorized **********												
FY2023 Conference Committee												
	ConfCom	4,239.8	728.0	45.0	3,430.8	36.0	0.0	0.0	0.0	7	0	0
1048 Univ Rcpt	4,239.8											
	Subtotal	**4,239.8**	**728.0**	**45.0**	**3,430.8**	**36.0**	**0.0**	**0.0**	**0.0**	**7**	**0**	**0**
********** Changes From FY2023 Authorized To FY2023 Management Plan **********												
Align Authority with Anticipated Expenditures												
	LIT	0.0	-117.7	6.0	62.2	49.5	0.0	0.0	0.0	0	0	0

Transfers between expenditure categories that University of Alaska management and the Board of Regents have deemed necessary to accurately reflect expenditure levels for FY2023.

Distribute University of Alaska Receipt Authority												
	Trin	1,409.0	0.0	0.0	1,409.0	0.0	0.0	0.0	0.0	0	0	0
1048 Univ Rcpt	1,409.0											

Distribute University of Alaska receipt authority to better align with estimated expenditures in FY2023.

$1,409.0 - Education Trust of Alaska
($1,409.0) - Anchorage Campus
($150.0) - Bristol Bay Campus
($20.0) - Chukchi Campus
($1,075.0) - College of Rural and Campus Development
$2,745.0 - Fairbanks Campus
($600.0) - Interior Alaska Campus
($350.0) - Kuskokwim Campus
($50.0) - Northwest Campus
($500.0) - University of Alaska Fairbanks Community and Technical College

	Subtotal	**5,648.8**	**610.3**	**51.0**	**4,902.0**	**85.5**	**0.0**	**0.0**	**0.0**	**7**	**0**	**0**
********** Changes From FY2023 Management Plan To FY2024 Governor **********												
University of Alaska Compensation Increases – Staff, Faculty, and Firefighters												
	SalAdj	21.1	21.1	0.0	0.0	0.0	0.0	0.0	0.0	0	0	0
1048 Univ Rcpt	21.1											

In accordance with the University of Alaska's mission, the University of Alaska is committed to providing a competitive total compensation package, including salary and benefits, that will attract, retain, and reward high-performing employees who share a passion for higher education. The University of Alaska strives to make employee compensation performance-based, competitive to institutions with similar missions, and commensurate with the individual's level of responsibility.

Change Record Detail - Multiple Scenarios with Descriptions
University of Alaska

Component: Education Trust of Alaska (3198)
RDU: Enterprise Entities (678)

Scenario/Change Record Title	Trans Type	Totals	Personal Services	Travel	Services	Commodities	Capital Outlay	Grants, Benefits	Miscellaneous	Positions PFT	Positions PPT	Positions NP

In FY2023, the University of Alaska was able to pay a two percent salary adjustment for all non-union staff, union-represented firefighters, and Local 6070 employees. The FY2024 request includes a 2.75 percent wage increase for staff and firefighters. Except for a market adjustment in FY2020, there has only been one across-the-board increase of one percent, for staff and firefighters, in the five prior years.

The University of Alaska and the United Academics faculty union (UNAC) reached a tentative agreement (TA) on a three-year contract that increases faculty pay by three percent in FY2023, 2.75 percent in FY2024, and 2.5 percent in FY2025. The TA is pending approval by the University of Alaska Board of Regents and the State Department of Administration, and ratification by the United Academics bargaining unit members. The FY2024 request includes a 2.75 percent wage increase for UNAC.

The University of Alaska and the United Academic Adjuncts faculty union (UNAD) reached a tentative agreement (TA) on a two-year contract that increases adjunct faculty pay for semester credit hour minimums by three percent in FY2023 and 2.75 percent in FY2024. The TA is pending approval by the University of Alaska Board of Regents and the State Department of Administration, and ratification by the adjunct bargaining unit members. The FY2024 request includes a 2.75 percent pay increase for UNAD.

The University of Alaska Pension Plan wage base shall increase from $42 thousand to $52 thousand effective the first full pay period after July 1, 2023. This change is estimated to cost $2,500.0.

In FY2024, the University of Alaska will renew its medical (including dental and vision) plan at a higher rate. Parental leave (five days) will be added to the benefits package and life insurance employer-paid benefit plan coverage will increase from $50.0 to $100.0. This request includes $2,300.0 for health benefits increase expected in FY2024.

	Totals	**5,669.9**	**631.4**	**51.0**	**4,902.0**	**85.5**	**0.0**	**0.0**	**0.0**	**7**	**0**	**0**

Personal Services Expenditure Detail
University of Alaska

Component: Education Trust of Alaska (3198)
RDU: Enterprise Entities (678)
Notes:
1. If a position is split, an asterisk (*) will appear in the Split/Count column. If the split position is also counted in the component, two asterisks (**) will appear in the column.
2. "Pool" PCN refers to UA temporary positions, such as adjunct faculty; student employees; and other non-permanent staff. Multiple incumbents may share the same labor pool position number

PCN	Job Class Title	Location	Time Status	Split/ Count	Employee Class	Benefit Rate	Annual Budgeted Salary	Annual Benefits	Total Costs	UGF Estimate
100032	Communications Manager 2	Fairbanks	FT		APT - Exempt Employees	38.5%	69,625	26,806	96,431	-
100507	Senior Administrator Director	Fairbanks	FT		Officer	24.6%	128,516	31,615	160,131	-
100607	Fiscal Technician 4	Fairbanks	FT		PERS - Classified	48.6%	61,693	29,983	91,676	-
100620	Admin Specialist 2	Fairbanks	FT		PERS - Classified	48.6%	65,499	31,833	97,332	-
100625	Admin Specialist 2	Fairbanks	FT	**	PERS - Classified	48.6%	32,089	15,595	47,684	-
100634	Adminstrative Professional 2	Fairbanks	FT	**	APT - Exempt Employees	38.5%	72,051	27,740	99,791	-
100654	Senior Administrator Officer	Fairbanks	FT	**	Officer	24.6%	200	-	200	-
Pool	UA Labor Pool	Fairbanks	PT		Labor Pool	0.0%	17,056		17,056	-
						Total Position Costs	446,729	163,571	610,300	-

Full Time Positions:	7
Part Time Positions:	
Positions in Component:	**7**

Federal Receipts (1002)	
General Fund Receipts (1004)	
Interagency Receipts (1007)	
University Receipts (1048)	610,300
UA Intra-agency Transfers (1174)	
UA Funding	**610,300**

State of Alaska
FY2024 Governor's Operating Budget

University of Alaska
University of Alaska Southeast
Results Delivery Unit Budget Summary

University of Alaska Southeast Results Delivery Unit

Contribution to Department's Mission

The University of Alaska Southeast is a student-centered university that provides instruction in liberal arts, professional, and technical fields. On the homelands of the Tlingit, Haida, and Tsimshian peoples, University of Alaska Southeast serve the coastal environments, cultures, economies, and communities of Alaska, through interdisciplinary education, workforce development, and scholarship, research, and creative activity.

University of Alaska Southeast Mission Statement
Board of Regents' Policy 01.01.040
Adopted 02-25-21

Results

(Additional performance information is available on the web at https://omb.alaska.gov/results.)

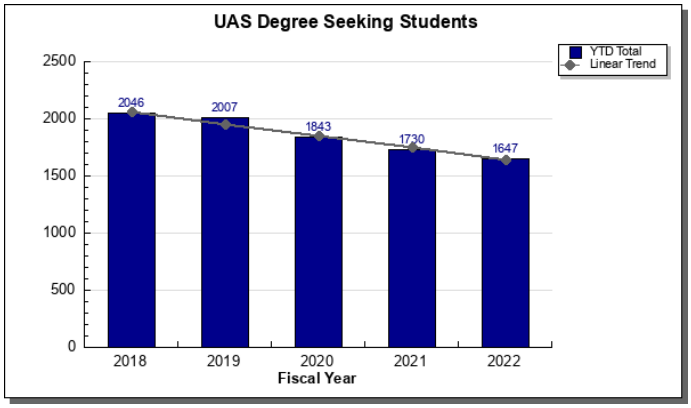

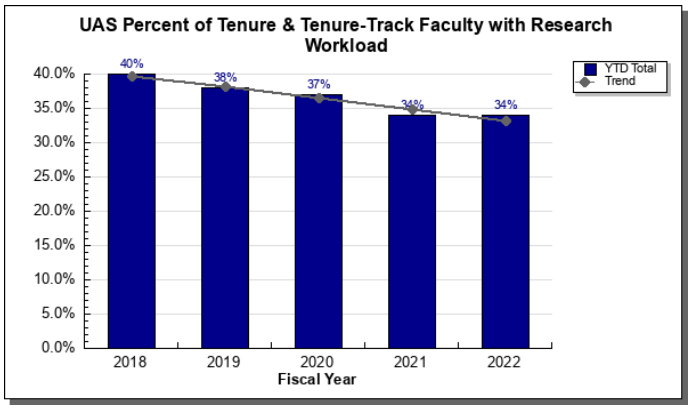

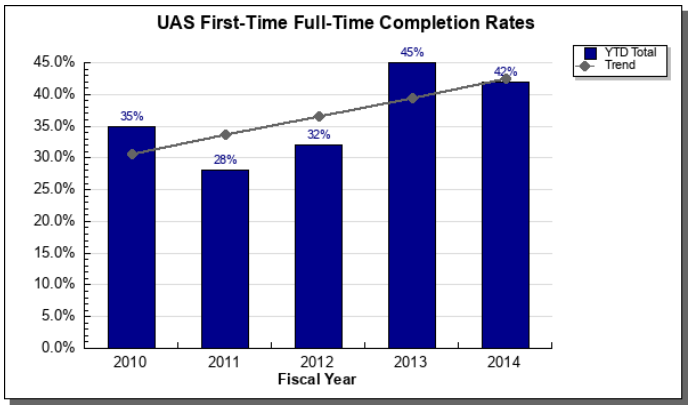

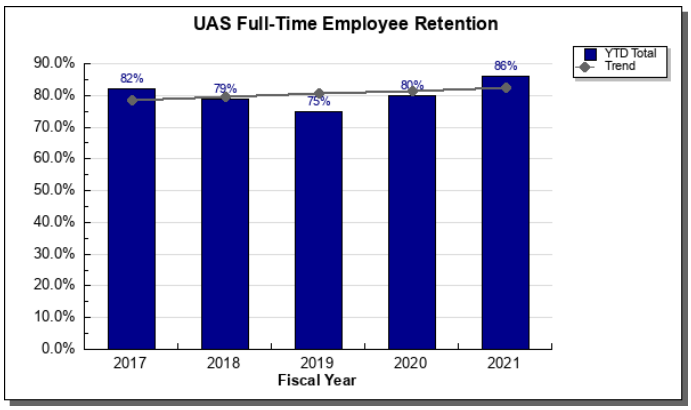

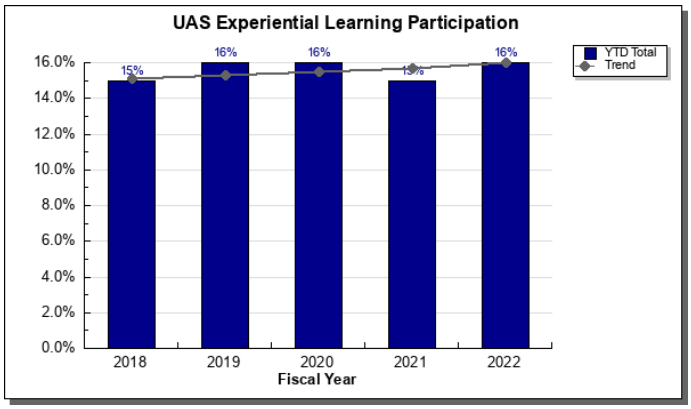

Core Services

- ACCESS/EQUITY: Provide services and programming that support the enrollment and educational goals of Alaska Native students. Provide access to higher education to students across Alaska
- ACADEMIC EXCELLENCE: Provide a broad range of programs and services resulting in student engagement and empowerment for academic excellence
- STUDENT SUCCESS: Provide academic support and student services that facilitate student success
- EMPLOYEE ENGAGEMENT: Employ faculty and staff representative of the student body
- COMMUNITY: Provide high school students with access to university level courses to increase the likelihood of future enrollment in higher education

Measures by Core Service

(Additional performance information is available on the web at https://omb.alaska.gov/results.)

1. ACCESS/EQUITY: Provide services and programming that support the enrollment and educational goals of Alaska Native students. Provide access to higher education to students

across Alaska

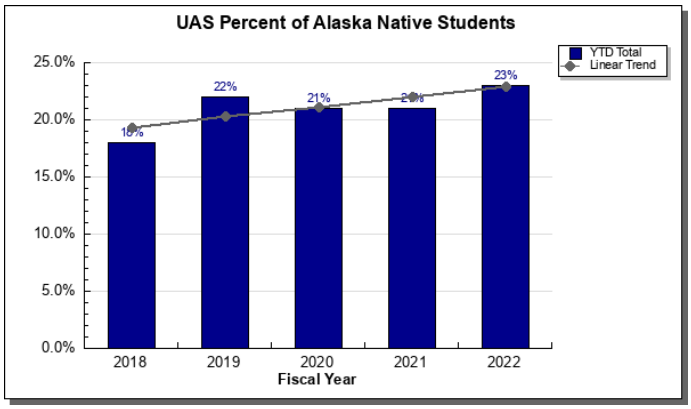

2. ACADEMIC EXCELLENCE: Provide a broad range of programs and services resulting in student engagement and empowerment for academic excellence

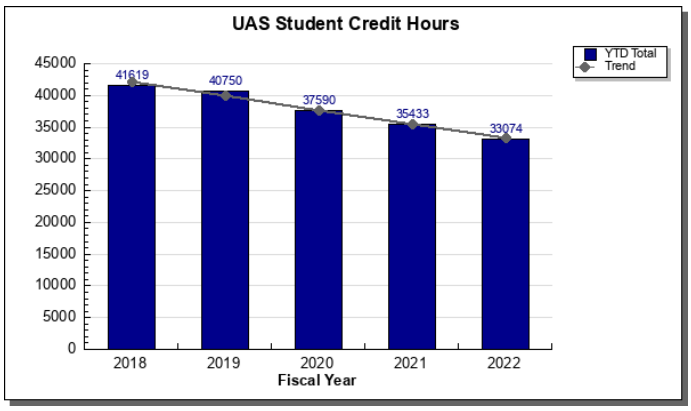

3. STUDENT SUCCESS: Provide academic support and student services that facilitate student success

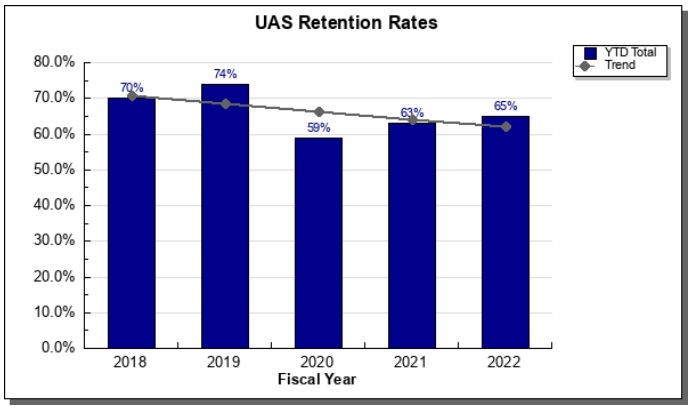

4. EMPLOYEE ENGAGEMENT: Employ faculty and staff representative of the student body

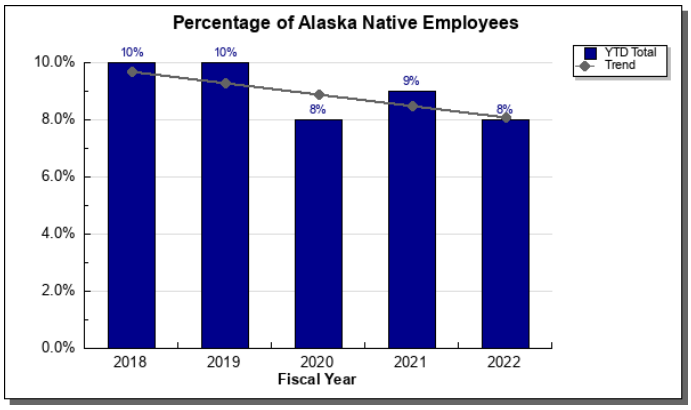

5. COMMUNITY: Provide high school students with access to university level courses to increase the likelihood of future enrollment in higher education

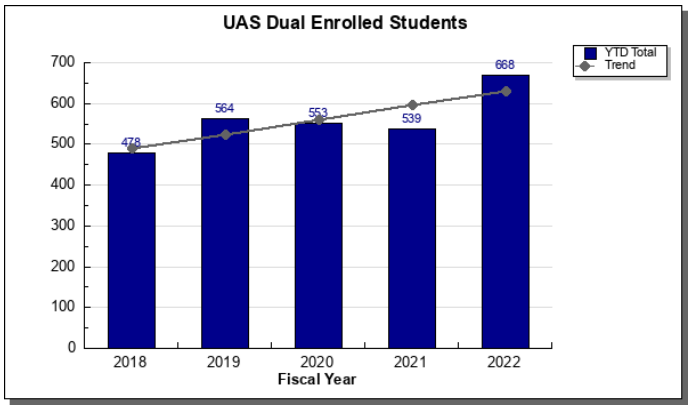

Major RDU Accomplishments in 2022

Student Success

An intensive aquaculture semester was attended by five students coming from four states including Alaska. All students successfully completed the classes and either have found employment in the aquaculture industry or are furthering their studies in this field. Three of the students found employment, and continue to reside in Sitka.

A record number of students (15) completed the semester long Scientific Scuba Diving program. This certification allows students to increase their employability options in marine related careers.

The University of Alaska Southeast Ketchikan Campus (UASK) was awarded a three year $515,000 United States Department of Agriculture Alaska Native and Native Hawaiian grant to provide more education in the areas of science, interdisciplinary social sciences, and Indigenous Knowledge. This program supports initiatives that will encourage more Alaska Native and rural students to go into fields of science for post-secondary study and careers. This year UASK offered nine classes to Alaska Native and rural Alaskan students. Two of these classes were dual enrollment classes for Alaska Native high school students enrolled in an alternative high school operated by Ketchikan Indian Community. These classes provided Alaska Native students with science credits necessary to meet graduation requirements. The integration of western science with Indigenous Knowledge systems made the Science, Technology, Engineering, and Mathematics (STEM) fields more engaging and resulted in leadership experiences such as the presentation of their work in a science fair at the end of the school year. This resulted in more Alaska Native students completing high school graduation requirements.

The UAS Ketchikan Campus was awarded a $2.1 million United States Department of Education Part F

Strengthening Institutions Title III grant entitled *Certified Health and Maritime Programs for Southeast Alaska.* This grant supports career education in the areas of health sciences and maritime studies. A good part of this year was involved with the recruitment and hiring of an Associate Professor of Health Sciences who began a full time contract in August. The Associate Professor of Health Sciences will be teaching certified nursing assistant classes for both dual enrollment high school students as well as community members.

The Egan Library on the UAS Juneau Campus received a $10,000 grant through an initiative of the American Library Association (ALA), made possible with funding from the National Endowment for the Humanities (NEH), through the American Rescue Plan Act of 2021. Egan Library used grant funds to apply new call numbers to the Cyril George Indigenous Knowledge Collection using a UAS-modified version of the Brian Deer Classification System. Reorganizing the Cyril George Collection using an Indigenous classification system will help decolonize these materials, make the Cyril George Collection easier for students and researchers to use, and help provide guidance for other Alaskan libraries to pursue similar projects with the materials.

The Egan Library on the UAS Juneau Campus received two American Rescue Plan Act (ARPA) grants totaling $45,548 used to purchase primary source and mental health online collections.

The School of Arts and Sciences was awarded a three-year, $912,700 grant in partnership with Sealaska Heritage Institute (SHI) to provide Northwest Coast Indigenous Arts career pathways, education, and college readiness opportunities for Alaska Native students. This award enables the expansion of the degree program cycle of in person and online Northwest Coast Indigenous Arts courses, adding courses at the SHI Arts Campus to course offerings at UAS, including courses on endangered and priority art forms.

The School of Arts and Sciences was awarded a $530,000, three-year, collaborative research grant from the National Science Foundation (NSF) to support undergraduate college and career efficacy for STEM students.

Hecla Greens Creek generously supported UAS Juneau Campus School of Arts and Sciences with a gift of $300,000 to create the Hecla Greens Creek Environmental Science Endowment. The fund will provide support of UAS' Environmental Science program, including support for student experiential learning opportunities, field courses, paid summer internships, and faculty and undergraduate research.

Teaching and Learning

The School of Career Education, in partnership with the Yaakoosge Daakahidi Alternative High School and the Southeast Regional Resource Center, offered an intensive construction technology course that provided workforce credentials in Occupational Safety and Health Administration (OSHA), forklift certification and cardiopulmonary resuscitation (CPR) certification. Eight students participated and completed ten hours of safety training. The students received an OSHA certificate and Basic Life Support (BLS)-CPR national certification.

Project SUPPORT, a Title III funded grant has provided for the creation of curriculum that facilitates students' college and career success using pedagogical approaches particularly relevant to nontraditional, first-generation and underprepared students. This pedagogy is being integrated into existing curriculum with Sitka faculty for use in a multitude of courses.

The School of Arts and Sciences in Juneau continued to explore what teaching means in the post-COVID world, through the use of hybrid and hyflex classroom environments. There is an increasing need for better technology in these areas, however, UAS faculty are interested in continuing to explore what is possible - particularly when it comes to accessibility for students.

The UAS Arts and Science faculty began traveling with students again towards the end of 2022 (spring) and saw some real success with adding these experiential learning components to several courses.

The School of Arts and Sciences is committed to offering ongoing diversity, equity and inclusion training. Dean Carin Silkaitis offered three different training sessions during the academic year 2021-2022: Antiracism Training coupled with Green Dot/Bystander Techniques, Pronoun/LGBTQIA+ (Lesbian, Gay, Bisexual, Transgender, Queer, Intersex, and Asexual) Training for the Classroom, and SafeZone Training. These trainings were offered by CELT (the Center for Excellence in Learning and Teaching) through the Egan Library and were widely attended across

the UA system.

The School of Education increased engagement in online learning. Faculty participated in specialized training designed to disrupt low-impact use of technology and increase intentionality of offering online learning experiences designed to engage candidates in academic content through critical thinking, collaboration, communication, and creativity. Faculty developed a logic model to guide the implementation of these practices, and are assessing the impact on the candidate's use of technology in the candidate's work in schools and districts throughout Alaska.

Partnerships and Community Engagement

The UAS Ketchikan collaborated with Ketchikan Indian Community (KIC) and the Ketchikan Gateway Borough School District to offer dual enrollment science classes for KIC's Tribal Scholars program. These science classes have been instrumental in assisting Alaska Native students to complete graduation requirements, resulting in a high graduation rate for the Tribal Scholars. The UAS Ketchikan also partnered with KIC's Tribal Scholars for an Indigenous Peoples Day event.

The UAS Ketchikan sponsored a community wide workshop in partnership with members of KIC with a focus on Indigenous Knowledge Systems, local resources, and the effects of climate change. This event was attended by over sixty participants.

The UAS Ketchikan collaborated with Ketchikan High School to offer dual enrollment classes in diesel engines, anatomy and physiology, literature, and Certified Nurse Aide Training.

The UAS Ketchikan partnered with the Alaska Vocational Technical Center (AVTEC) to offer Marine Transportation classes in multiple locations statewide. Faculty and other resources were shared between these two organizations.

The UAS Ketchikan is working with the Prince of Wales Vocational and Technical Center to develop career education programs.

The UAS Ketchikan worked with the Southeast Alaska Pilots Association (SEAPA) and Alaska Marine Highway System (AMHS) to provide training in the Class A Full Bridge Ship Simulator for over 150 sessions. Sea pilots, who pilot the cruise ships, need this training for licensure.

The UAS Sitka continues to work with tribal partners in learning how to teach and deliver support in a more culturally aware manner. A nine-part Land Acknowledgement Series was developed through a partnership with the Sitka Tribe of Alaska and is being used by multiple parties to gain a greater understanding of the indigenous attachment to the land.

The UAS Sitka partnered with the Sitka Chamber of Commerce to host a series of Workforce Development Roundtables to both understand the local workforce needs and begin to develop a strategy to meet them. These conversations have generated further discussion with local industry leaders, school districts and the university.

Dual enrollment offerings continue to expand with a health sciences class offered at Sitka High School by a UAS Sitka faculty. Further discussions are ongoing to determine other health related and building trades offerings that can be delivered. These areas of needs were supported by the aforementioned roundtables.

Several new Northwest Coast art classes are being offered at the UAS Sitka Campus as part of a grant from the Sitka tribe. Students from Mt. Edgecumbe High School, Pacific High School, and Sitka High School are learning more about the student's culture, developing important skills while earning high school and college credit.

The School of Arts and Sciences renewed its ongoing partnership with DIPAC (Douglas Island Pink and Chum) through recommitment to scholarship assistance and internship support for science students.

The School of Arts and Sciences continues to work on a multi-year Language Pathways grant with Sealaska Heritage Institute (which will be renewed in 2022 and will be discussed in next year's document). The SHI expressed gratitude for the commitment to offering free non-credit language courses at all levels of Tlingít, Haida, and Tsimshian - and in return, plans to fund three full-time term language instructors at the UAS Juneau Campus.

The SHI also intend to fund teaching assistants for each language course, and continue with full-tuition scholarships for at least six students in each of the languages.

The UAS Juneau and the School of Arts and Sciences formed a Partnership with Perseverance Theatre Company supported by a generous grant from the Boochever Fund. This partnership allows for one “UAS Night” at each production including a talk-back with the actors/director. Additionally, the partnership includes workshops on campus or guest speakers in various classes. Last spring (2022), UAS partnered with Perseverance Theatre Co. to represent Alaska in the nationwide reading of *#ENOUGH Plays to End Gun Violence.*

The School of Arts and Sciences built an updated articulation agreement with Peninsula Community College. This agreement added the Bachelor’s in Liberal Arts (BLA) and Bachelor’s in Arts Social Science (BASS) degrees, as well as UAS new Indigenous Studies Bachelor’s degree. The UAS faculty/staff visited Peninsula Community College in order to meet with the faculty and recruit students. This is the first agreement of a new initiative by Dean Carin Silkaitis - focusing on community colleges in the Pacific Northwest.

The School of Arts and Sciences began a partnership with Princeton University in the spring of 2022 that has continued into academic year 2023 (and will hopefully move into academic year 2024 and beyond). This partnership is focused on Northwest Coast Indigenous Arts and more specifically, the artifacts that Princeton has in possession that originally belonged to Alaska Native people and were taken from this land. These artifacts are now housed in a museum, and a number of the artifacts will be repatriated back to Alaska in the coming years. For now, faculty from UAS will work with Princeton faculty and students to educate on - the history of the artifacts and Northwest Coast Arts more broadly. Princeton University invited UAS to a panel discussion this spring and will be fully funding the travel, housing, etc.

The UAS Arts and Sciences faculty and administration were invited to a meeting with Dr. Rosita Worl, members of the National Endowment for the Humanities, the People’s Fund, and other non-profit organizations to discuss Alaska Native Art and Language and how to continue to grow UAS programs in these areas - increasing access and funding.

The UAS renewed its ongoing partnership with Hecla Greens Creek Mining Company through support of the workforce development program “Pathway to Mining Careers” and scholarship assistance.

The UAS revised and renewed its partnership with Bartlett Regional Hospital to share space for CNA clinical and state certification testing.

School of Education faculty collaborated, in support of student teachers, by partnering with P-12 school leaders, host teachers, and university supervisors to develop training videos for individuals involved in the student teaching process. Training has occurred previously; however, the videos add a richer dimension to the information, and improves engagement tracking in learning activities.

School of Education faculty created a Just-in-Time Learning Class for Host Teachers. The delivery method was moved from a synchronous online class for people who are becoming a host teacher, to a just-in-time format that allows the host teacher to access the learning activities at a time convenient to them, and fosters the opportunity to review the information over the school year.

Research and Creative Expression

The UAS Juneau has received a couple of collaboration grants from the National Science Foundation; “Glacier-sediment interactions during onset of tidewater glacier retreat” which is a collaboration with the University of Washington. “Unraveling the Structure and Mode of Action of Fungal Ice Nucleators” which is a collaboration with Baylor University.

The UAS Juneau received a United States Geological Survey-Alaska Climate Science Center grant, “Combining local traditional knowledge and machine learning to predict the future safely of shellfish harvests in a changing climate”.

Key RDU Challenges

- Top priority challenges continue to be student recruitment, retention, and completion stemming from a decline in population and, as a result, decreasing high school graduates, low visibility across the state, and tuition increases.
- Recruiting and retaining skilled healthcare professionals to teach courses for the Pre-Nursing, Health Information Management, Medical Assisting and Certified Nurse Aide programs.

Significant Changes in Results to be Delivered in FY2024

- Expansion of dual enrollment opportunities for high school partners throughout Southeast Alaska through the availability of relevant online course offerings.
- Expansion of dual enrollment opportunities for high school partners in career education classes such as Health Sciences.
- Continue to improve campus culture through seeking opportunities to enhance student engagement and inclusivity.

Contact Information

Contact: Michelle Rizk, Vice President, University Relations
Phone: (907) 450-8187
E-mail: marizk@alaska.edu

University of Alaska Southeast
RDU Financial Summary by Component

All dollars shown in thousands

	FY2022 Actuals				FY2023 Management Plan				FY2024 Governor			
	UGF+DGF Funds	Other Funds	Federal Funds	Total Funds	UGF+DGF Funds	Other Funds	Federal Funds	Total Funds	UGF+DGF Funds	Other Funds	Federal Funds	Total Funds
Formula Expenditures												
None.												
Non-Formula Expenditures												
Juneau Campus	33,392.8	1,670.1	5,125.2	40,188.1	34,917.3	2,104.4	4,047.1	41,068.8	35,758.6	2,104.4	4,047.1	41,910.1
Ketchikan Campus	3,642.1	201.5	171.8	4,015.4	4,605.6	171.7	850.0	5,627.3	4,219.3	171.7	850.0	5,241.0
Sitka Campus	3,976.9	667.2	516.3	5,160.4	7,321.2	227.1	1,480.1	9,028.4	5,702.2	227.1	1,480.1	7,409.4
Totals	**41,011.8**	**2,538.8**	**5,813.3**	**49,363.9**	**46,844.1**	**2,503.2**	**6,377.2**	**55,724.5**	**45,680.1**	**2,503.2**	**6,377.2**	**54,560.5**

University of Alaska Southeast
Summary of RDU Budget Changes by Component
From FY2023 Management Plan to FY2024 Governor

All dollars shown in thousands

	Unrestricted Gen (UGF)	Designated Gen (DGF)	Other Funds	Federal Funds	Total Funds
FY2023 Management Plan	**23,997.1**	**22,847.0**	**2,503.2**	**6,377.2**	**55,724.5**
One-time items:					
-Ketchikan Campus	-500.0	0.0	0.0	0.0	-500.0
-Sitka Campus	-1,750.0	0.0	0.0	0.0	-1,750.0
Adjustments which continue current level of service:					
-Juneau Campus	780.3	61.0	0.0	0.0	841.3
-Ketchikan Campus	105.2	8.5	0.0	0.0	113.7
-Sitka Campus	112.6	18.4	0.0	0.0	131.0
FY2024 Governor	**22,745.2**	**22,934.9**	**2,503.2**	**6,377.2**	**54,560.5**

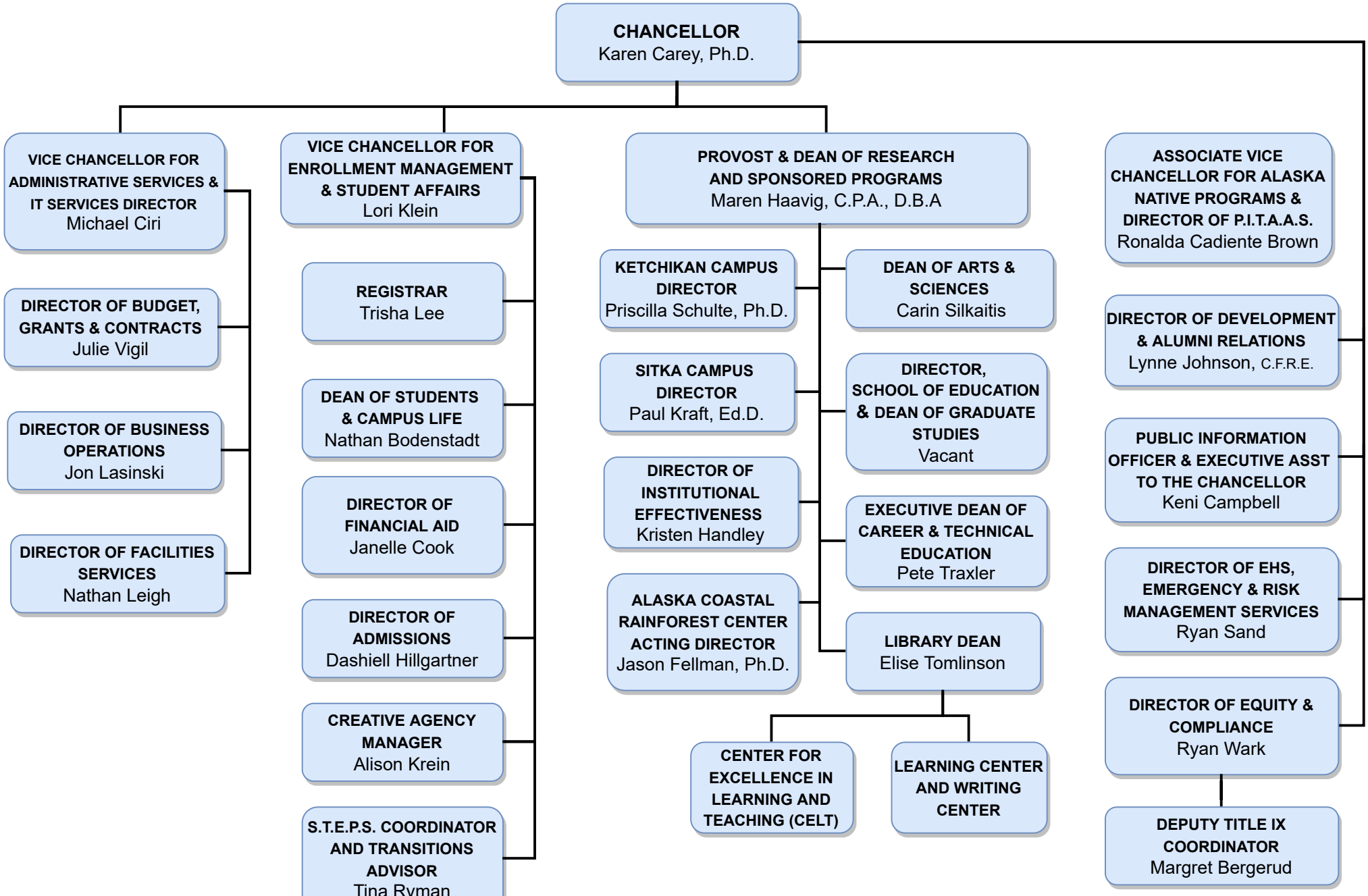

UNIVERSITY of ALASKA SOUTHEAST

Updated: 28 OCT 2022

State of Alaska
FY2024 Governor's Operating Budget

University of Alaska
Juneau Campus
Component Budget Summary

Component: Juneau Campus

Contribution to Department's Mission

The Juneau campus offers the widest array of programs and services within UAS, supported by student housing, a well-developed campus infrastructure, and academic programs at all levels—undergraduate and graduate.

Core Services

- The Juneau Campus provides student residential facilities, including a residence hall for first year students and apartment living for more advanced students and those with families. In addition to campus-based housing, students enjoy meal service, and a rich array of student life activities.
- Egan Library on the Juneau Campus provides academic collections, technology, research support, and comfortable spaces for study and collaboration. Within the library are the Learning, Testing, and Writing Centers, which offer in person and remote tutoring in multiple subjects, test proctoring, and writing support for students.
- Juneau offers graduate degrees in public administration and education; baccalaureate degrees in business administration, science and liberal arts; two-year associate degrees; and certificate programs, occupational endorsements (OE), and workforce credentials in specialized fields.
- Juneau is the sole provider of certain bachelor's degrees and certificates including: all teacher education programs; diesel automotive, construction technology, and outdoor study programs.
- Juneau offers e-Learning/distance education programs and student support to both urban and rural communities throughout southeast Alaska and statewide.

Major Component Accomplishments in 2022

See University of Alaska Southeast Results Delivery Unit.

Key Component Challenges

See University of Alaska Southeast Results Delivery Unit.

Significant Changes in Results to be Delivered in FY2024

See University of Alaska Southeast Results Delivery Unit.

Statutory and Regulatory Authority

No statutes and regulations.

Contact Information

Contact: Michelle Rizk, Vice President, University Relations
Phone: (907) 450-8187
E-mail: marizk@alaska.edu

Juneau Campus
Personal Services Information

Authorized Positions	FY2023 Management Plan	FY2024 Governor	Personal Services Costs	
			Annual Salaries	0
Full-time	231	231	Premium Pay	0
Part-time	9	9	Annual Benefits	0
Nonpermanent	0	0	*Less % Vacancy Factor*	()
			Lump Sum Premium Pay	0
Totals	**240**	**240**	**Total Personal Services**	

Position Classification Summary

Job Class Title	Anchorage	Fairbanks	Juneau	Others	Total
No personal services.					
Totals	**0**	**0**	**0**	**0**	**0**

Component Detail All Funds
University of Alaska

Component: Juneau Campus (762) Non-Formula Component
RDU: University of Alaska Southeast (237)

	FY2022 Actuals	FY2023 Conference Committee	FY2023 Authorized	FY2023 Management Plan	FY2024 Governor	FY2023 Management Plan vs FY2024 Governor	
71000 Personal Services	21,914.7	23,758.1	23,758.1	23,700.1	24,541.4	841.3	3.5%
72000 Travel	198.4	471.6	471.6	569.4	569.4	0.0	0.0%
73000 Services	9,300.7	13,971.8	12,471.8	8,176.2	8,176.2	0.0	0.0%
74000 Commodities	1,418.3	5,097.7	5,097.7	4,800.5	4,800.5	0.0	0.0%
75000 Capital Outlay	5,401.5	156.6	156.6	224.5	224.5	0.0	0.0%
77000 Grants, Benefits	1,834.5	2,367.2	2,367.2	3,043.0	3,043.0	0.0	0.0%
78000 Miscellaneous	120.0	555.3	555.3	555.1	555.1	0.0	0.0%
Totals	**40,188.1**	**46,378.3**	**44,878.3**	**41,068.8**	**41,910.1**	**841.3**	**2.0%**
Fund Sources:							
1002 Fed Rcpts (Fed)	2,471.1	4,047.1	4,047.1	4,047.1	4,047.1	0.0	0.0%
1003 G/F Match (UGF)	18.2	18.2	18.2	18.2	18.2	0.0	0.0%
1004 Gen Fund (UGF)	21,878.2	23,193.9	21,693.9	17,827.6	18,607.9	780.3	4.4%
1007 I/A Rcpts (Other)	60.8	749.1	749.1	749.1	749.1	0.0	0.0%
1048 Univ Rcpt (DGF)	11,235.2	16,786.5	16,786.5	16,786.5	16,847.5	61.0	0.4%
1061 CIP Rcpts (Other)	56.5	431.6	431.6	431.6	431.6	0.0	0.0%
1151 VoTech Ed (DGF)	261.2	228.2	228.2	285.0	285.0	0.0	0.0%
1174 UA I/A (Other)	1,552.8	923.7	923.7	923.7	923.7	0.0	0.0%
1265 COVID Fed (Fed)	2,654.1	0.0	0.0	0.0	0.0	0.0	0.0%
Unrestricted General (UGF)	**21,896.4**	**23,212.1**	**21,712.1**	**17,845.8**	**18,626.1**	**780.3**	**4.4%**
Designated General (DGF)	**11,496.4**	**17,014.7**	**17,014.7**	**17,071.5**	**17,132.5**	**61.0**	**0.4%**
Other Funds	**1,670.1**	**2,104.4**	**2,104.4**	**2,104.4**	**2,104.4**	**0.0**	**0.0%**
Federal Funds	**5,125.2**	**4,047.1**	**4,047.1**	**4,047.1**	**4,047.1**	**0.0**	**0.0%**
Positions:							
Permanent Full Time	231	231	231	231	231	0	0.0%
Permanent Part Time	9	9	9	9	9	0	0.0%
Non Permanent	0	0	0	0	0	0	0.0%

Change Record Detail - Multiple Scenarios with Descriptions
University of Alaska

Component: Juneau Campus (762)
RDU: University of Alaska Southeast (237)

Scenario/Change Record Title	Trans Type	Totals	Personal Services	Travel	Services	Commodities	Capital Outlay	Grants, Benefits	Miscellaneous	Positions PFT	Positions PPT	Positions NP
********** Changes From FY2023 Conference Committee To FY2023 Authorized **********												
FY2023 Conference Committee	ConfCom	46,378.3	23,758.1	471.6	13,971.8	5,097.7	156.6	2,367.2	555.3	231	9	0
1002 Fed Rcpts		4,047.1										
1003 G/F Match		18.2										
1004 Gen Fund		23,193.9										
1007 I/A Rcpts		749.1										
1048 Univ Rcpt		16,786.5										
1061 CIP Rcpts		431.6										
1151 VoTech Ed		228.2										
1174 UA I/A		923.7										
University of Alaska Fixed Costs in Excess of Board of Regents Request	Veto	-1,500.0	0.0	0.0	-1,500.0	0.0	0.0	0.0	0.0	0	0	0
1004 Gen Fund		-1,500.0										
	Subtotal	**44,878.3**	**23,758.1**	**471.6**	**12,471.8**	**5,097.7**	**156.6**	**2,367.2**	**555.3**	**231**	**9**	**0**
********** Changes From FY2023 Authorized To FY2023 Management Plan **********												
Align Authority with Anticipated Expenditures	LIT	0.0	-315.6	97.8	-228.5	-297.2	67.9	675.8	-0.2	0	0	0

Transfers between expenditure categories that University of Alaska management and the Board of Regents have deemed necessary to accurately reflect expenditure levels for FY2023.

Transfer Technical Vocational Education Program Funds to Align with Distributions	Trin	56.8	0.0	0.0	56.8	0.0	0.0	0.0	0.0	0	0	0
1151 VoTech Ed		56.8										

Transfers between allocations to reallocate Vocational Technical funding to FY2023 programs approved by the University of Alaska Workforce Development Committee.

($954.2) - Budget Reductions/Additions - Systemwide
$158.5 - Systemwide Services
$185.9 - Anchorage Campus
$71.8 - Kenai Peninsula College
($41.5) - Kodiak College
$53.2 - Matanuska-Susitna College
($6.3) - Prince William Sound College
$88.6 - Bristol Bay Campus
$83.2 - Fairbanks Campus
$47.3 - Interior Alaska Campus

Component: Juneau Campus (762)
RDU: University of Alaska Southeast (237)

Scenario/Change Record Title	Trans Type	Totals	Personal Services	Travel	Services	Commodities	Capital Outlay	Grants, Benefits	Miscellaneous	Positions PFT	Positions PPT	Positions NP
($374.0) - Kuskokwim Campus												
($5.6) - Northwest Campus												
$480.7 - University of Alaska Fairbanks Community and Technical College												
$56.8 - Juneau Campus												
$33.8 - Ketchikan Campus												
$121.8 - Sitka Campus												
University of Alaska FY2023 Transfer to Budget Reductions/Additions												
	Trout	-21,712.1	0.0	0.0	-21,712.1	0.0	0.0	0.0	0.0	0	0	0
1004 Gen Fund		-21,712.1										

Transfer FY2023 conference committee unrestricted general funds from all components to budget reductions/additions. Funds will be redistributed to adjust for the impact of the multiple years of budget reductions.

$288,941.1 - Budget Reductions/Additions - Systemwide
($6,458.9) - Systemwide Services
($4,896.1) - Office of Information Technology
($88,610.2) - Anchorage Campus
($959.6) - Small Business Development Center
($6,430.5) - Kenai Peninsula College
($2,351.3) - Kodiak College
($4,682.3) - Matanuska-Susitna College
($2,725.9) - Prince William Sound College
($129,336.8) - Fairbanks Campus
($1,145.0) - Bristol Bay College
($640.4) - Chukchi Campus
($4,843.7) - College of Rural and Community Development
($1,360.0) - Interior Alaska Campus
($2,451.3) - Kuskokwim Campus
($1,221.2) - Northwest Campus
($4,941.9) - University of Alaska Fairbanks Community and Technical college
($21,712.1) - Juneau Campus
($1,899.8) - Ketchikan Campus
($2,274.1) - Sitka Campus

University of Alaska FY2023 Distribution of Base State Funds												
	Trin	17,076.2	0.0	0.0	17,076.2	0.0	0.0	0.0	0.0	0	0	0
1004 Gen Fund		17,076.2										

Redistribute unrestricted general funds from budget reductions/additions to all components. Represents the resetting impact of the multi-year budget reductions and the limitations imposed given the dual appropriation. FY2023 increases for compensation, fixed costs, and programs are recorded in separate change records.

Component: Juneau Campus (762)
RDU: University of Alaska Southeast (237)

Scenario/Change Record Title	Trans Type	Totals	Personal Services	Travel	Services	Commodities	Capital Outlay	Grants, Benefits	Miscellaneous	Positions PFT	Positions PPT	Positions NP
($272,733.5) - Budget Reductions/Additions - Systemwide												
$8,994.9 - Systemwide Services												
$5,570.3 - Office of Information Technology												
$83,768.7 - Anchorage Campus												
$959.6 - Small Business Development Center												
$6,289.1 - Kenai Peninsula College												
$2,303.3 - Kodiak College												
$4,568.7 - Matanuska-Susitna College												
$2,666.7 - Prince William Sound College												
$120,838.3 - Fairbanks Campus												
$1,100.3 - Bristol Bay College												
$607.8 - Chukchi Campus												
$4,786.3 - College of Rural and Community Development												
$1,294.5 - Interior Alaska Campus												
$2,324.6 - Kuskokwim Campus												
$1,161.7 - Northwest Campus												
$4,884.3 - University of Alaska Fairbanks Community and Technical college												
$17,076.2 - Juneau Campus												
$1,602.9 - Ketchikan Campus												
$1,935.3 - Sitka Campus												
University of Alaska Compensation Increases												
	Trin	257.6	257.6	0.0	0.0	0.0	0.0	0.0	0.0	0	0	0
1004 Gen Fund		257.6										

Distribute funding for compensation increases to the following employee groups: University of Alaska non-union staff, Fairbanks Firefighters Association union, and Alaska Higher Education Crafts and Trades Employees (local 6070) union.

($4,357.6) - Budget Reductions/Additions - Systemwide
$346.6 - Systemwide Services
$127.7 - Office of Information Technology
$1,364.5 - Anchorage Campus
$78.1 - Kenai Peninsula College
$24.2 - Kodiak College
$63.5 - Matanuska-Susitna College
$47.3 - Prince William Sound College
$1,800.9 - Fairbanks Campus
$14.4 - Bristol Bay College
$10.3 - Chukchi Campus
$43.8 - College of Rural and Community Development
$16.8 - Interior Alaska Campus

Component: Juneau Campus (762)
RDU: University of Alaska Southeast (237)

Scenario/Change Record Title	Trans Type	Totals	Personal Services	Travel	Services	Commodities	Capital Outlay	Grants, Benefits	Miscellaneous	Positions PFT	Positions PPT	Positions NP
$37.3 - Kuskokwim Campus												
$17.5 - Northwest Campus												
$48.0 - University of Alaska Fairbanks Community and Technical college												
$257.6 - Juneau Campus												
$32.2 - Ketchikan Campus												
$26.9 - Sitka Campus												
University of Alaska Fixed Cost Increases												
	Trin	181.0	0.0	0.0	181.0	0.0	0.0	0.0	0.0	0	0	0
1004 Gen Fund	181.0											

Distribute funding for fixed cost increases: $1 million for cyber-security and cloud migration, $2 million for insurance premium increases, and $1 million for facility maintenance.

($4,000.0) - Budget Reductions/Additions - Systemwide
$44.0 - Systemwide Services
$1,000.0 - Office of Information Technology
$1,030.0 - Anchorage Campus
$1,745.0 - Fairbanks Campus
$181.0 - Juneau Campus

University of Alaska Community Campuses Fixed Cost Increases												
	Trout	-169.0	0.0	0.0	-169.0	0.0	0.0	0.0	0.0	0	0	0
1004 Gen Fund	-169.0											

Reallocate unrestricted general funds from main campuses to community campuses to off-set fixed cost increases. This distribution is necessary to preserve community campus funding as intended by the legislature.

($135.0) - Systemwide Services
($101.1) - Anchorage Campus
$47.7 - Kenai Peninsula College
$21.9 - Kodiak College
$26.5 - Matanuska-Susitna College
$5.0 - Prince William Sound College
($32.1) - Fairbanks Campus
$7.3 - Bristol Bay College
$2.0 - Chukchi Campus
$9.1 - Interior Alaska Campus
$8.0 - Kuskokwim Campus
$5.7 - Northwest Campus
($169.0) - Juneau Campus
$139.3 - Ketchikan Campus

Component: Juneau Campus (762)
RDU: University of Alaska Southeast (237)

Scenario/Change Record Title	Trans Type	Totals	Personal Services	Travel	Services	Commodities	Capital Outlay	Grants, Benefits	Miscellaneous	Positions PFT	PPT	NP
$164.7 - Sitka Campus												
Record Program Funding												
	Trin	500.0	0.0	0.0	500.0	0.0	0.0	0.0	0.0	0	0	0
1004 Gen Fund	500.0											

Distribution funding for the following University of Alaska programs:

($7,850.0) - Budget Reductions/Additions - Systemwide
$3,500.0 College of Health Program Faculty - Anchorage Campus
$250.0 (Office of Information Technology) College of Health Program Medical Simulation Equipment and Technology - Anchorage Campus
$100.0 Mental Health Trust: The Alaska Training Cooperative (FY2023-FY2025) - Anchorage Campus
$1,000.0 Support Health Care Clinicals - Small Pilot - Anchorage Campus
$500.0 Support Teacher Practicums/ Student Teaching - Small Pilot - Fairbanks Campus
$ 500.0 Support Teacher Practicums/ Student Teaching - Small Pilot - Juneau Campus
$2,000.0 Alternate Energy Research - Fairbanks Campus

	Subtotal	**41,068.8**	**23,700.1**	**569.4**	**8,176.2**	**4,800.5**	**224.5**	**3,043.0**	**555.1**	**231**	**9**	**0**

********** **Changes From FY2023 Management Plan To FY2024 Governor** **********

University of Alaska Compensation Increases – Staff, Faculty, and Firefighters												
	SalAdj	841.3	841.3	0.0	0.0	0.0	0.0	0.0	0.0	0	0	0
1004 Gen Fund	780.3											
1048 Univ Rcpt	61.0											

In accordance with the University of Alaska's mission, the University of Alaska is committed to providing a competitive total compensation package, including salary and benefits, that will attract, retain, and reward high-performing employees who share a passion for higher education. The University of Alaska strives to make employee compensation performance-based, competitive to institutions with similar missions, and commensurate with the individual's level of responsibility.

In FY2023, the University of Alaska was able to pay a two percent salary adjustment for all non-union staff, union-represented firefighters, and Local 6070 employees. The FY2024 request includes a 2.75 percent wage increase for staff and firefighters. Except for a market adjustment in FY2020, there has only been one across-the-board increase of one percent, for staff and firefighters, in the five prior years.

The University of Alaska and the United Academics faculty union (UNAC) reached a tentative agreement (TA) on a three-year contract that increases faculty pay by three percent in FY2023, 2.75 percent in FY2024, and 2.5 percent in FY2025. The TA is pending approval by the University of Alaska Board of Regents and the State Department of Administration, and ratification by the United Academics bargaining unit members. The FY2024 request includes a 2.75 percent wage increase for UNAC.

The University of Alaska and the United Academic Adjuncts faculty union (UNAD) reached a tentative agreement (TA) on a two-year contract that increases adjunct faculty pay for semester credit hour minimums by three percent in FY2023 and 2.75 percent in FY2024. The TA is pending approval by the University of Alaska Board of Regents and the State Department of Administration, and ratification by the adjunct bargaining unit members. The FY2024 request includes a 2.75 percent pay increase for UNAD.

Change Record Detail - Multiple Scenarios with Descriptions
University of Alaska

Component: Juneau Campus (762)
RDU: University of Alaska Southeast (237)

Scenario/Change Record Title	Trans Type	Totals	Personal Services	Travel	Services	Commodities	Capital Outlay	Grants, Benefits	Miscellaneous	Positions PFT	Positions PPT	Positions NP
The University of Alaska Pension Plan wage base shall increase from $42 thousand to $52 thousand effective the first full pay period after July 1, 2023. This change is estimated to cost $2,500.0. In FY2024, the University of Alaska will renew its medical (including dental and vision) plan at a higher rate. Parental leave (five days) will be added to the benefits package and life insurance employer-paid benefit plan coverage will increase from $50.0 to $100.0. This request includes $2,300.0 for health benefits increase expected in FY2024.												
	Totals	**41,910.1**	**24,541.4**	**569.4**	**8,176.2**	**4,800.5**	**224.5**	**3,043.0**	**555.1**	**231**	**9**	**0**

Personal Services Expenditure Detail
University of Alaska

Component: Juneau Campus (762)
RDU: University of Alaska Southeast (237)
Notes:
1. If a position is split, an asterisk (*) will appear in the Split/Count column. If the split position is also counted in the component, two asterisks (**) will appear in the column.
2. "Pool" PCN refers to UA temporary positions, such as adjunct faculty; student employees; and other non-permanent staff. Multiple incumbents may share the same labor pool position number

PCN	Job Class Title	Location	Time Status	Split/ Count	Employee Class	Benefit Rate	Annual Budgeted Salary	Annual Benefits	Total Costs	UGF Estimate
880000	Associate Professor	Juneau	FT		United Academics BU	28.3%	105,193	29,770	134,963	83,274
880001	Assistant Professor	Juneau	FT		United Academics BU	28.3%	70,699	20,008	90,707	55,967
880002	Admin Generalist 3	Juneau	FT		PERS - Classified	48.6%	50,241	24,417	74,658	46,065
880003	Director (Academic-Faculty)	Juneau	FT		Non-Represented Faculty	24.6%	138,434	34,055	172,489	106,428
880004	Assistant Professor	Juneau	FT		United Academics BU	28.3%	95,693	27,081	122,774	75,753
880005	Assistant Professor	Juneau	PT		United Academics BU	28.3%	85,254	24,127	109,381	67,489
880007	Administrative Management 1	Juneau	FT		APT - Exempt Employees	38.5%	69,771	26,862	96,633	59,624
880008	Student Svcs Professional 2	Juneau	FT		PERS - Classified	48.6%	52,286	25,411	77,697	47,940
880009	Professor	Juneau	FT		United Academics BU	28.3%	118,076	33,416	151,492	93,472
880010	Assistant Professor	Juneau	PT		United Academics BU	28.3%	86,193	24,393	110,586	68,233
880012	Associate Dean/Faculty	Juneau	FT		Non-Represented Faculty	24.6%	100	-	100	-
880014	Stu Svcs Profess 2 (Exempt)	Juneau	FT		APT - Exempt Employees	38.5%	57,205	22,024	79,229	48,885
880016	Student Svcs Professional 1	Juneau	FT		PERS - Classified	48.6%	47,345	23,010	70,355	43,410
880017	Assistant Professor	Juneau	FT		United Academics BU	28.3%	62,478	17,681	80,159	49,459
880022	Associate Professor	Juneau	FT		United Academics BU	28.3%	83,866	23,734	107,600	66,391
880023	Assistant Professor	Juneau	FT		United Academics BU	28.3%	114,999	32,545	147,544	91,036
880026	Associate Professor	Juneau	FT		United Academics BU	28.3%	100	-	100	-
880027	Stu Svcs Profess 2 (Exempt)	Juneau	FT		APT - Exempt Employees	38.5%	61,955	23,853	85,808	52,944
880028	Associate Dean/Faculty	Juneau	FT		Non-Represented Faculty	24.6%	100	-	100	-
880031	Research Asst Professor	Juneau	FT		United Academics BU	28.3%	83,520	23,636	107,156	13,223
880032	Professor	Juneau	FT		United Academics BU	28.3%	100	-	100	-
880033	Assistant Professor	Juneau	FT		United Academics BU	28.3%	81,130	22,960	104,090	64,225
880034	Assistant Professor	Juneau	FT		United Academics BU	28.3%	111,103	31,442	142,545	87,952
880035	Professor	Juneau	FT		United Academics BU	28.3%	112,070	31,716	143,786	88,718
880038	Stu Svcs Profess 3 (NonExempt)	Juneau	FT		PERS - Classified	48.6%	60,719	29,509	90,228	55,672
880040	Training & Development 3	Juneau	FT		PERS - Classified	48.6%	39,462	19,179	58,641	36,182
880041	IS Professional 2A	Juneau	FT		PERS - Classified	48.6%	100	-	100	-
880043	Associate Professor	Juneau	FT		United Academics BU	28.3%	107,468	30,413	137,881	85,075
880044	Associate Professor	Juneau	FT		United Academics BU	28.3%	117,936	33,376	151,312	93,361
880046	Professor	Juneau	FT		United Academics BU	28.3%	100	-	100	-
880048	IS Consultant 2A	Juneau	FT		PERS - Classified	48.6%	46,450	22,575	69,025	42,589
880050	Student Svcs Manager 2	Juneau	FT		APT - Exempt Employees	38.5%	73,328	28,231	101,559	62,663
880055	Admin Generalist 3	Juneau	FT		PERS - Classified	48.6%	45,960	22,337	68,297	42,140
880060	Associate Professor	Juneau	FT		United Academics BU	28.3%	86,237	24,405	110,642	68,268
880061	Professor	Juneau	FT		United Academics BU	28.3%	104,095	29,459	133,554	82,404

Component: Juneau Campus (762)
RDU: University of Alaska Southeast (237)
Notes:
1. If a position is split, an asterisk (*) will appear in the Split/Count column. If the split position is also counted in the component, two asterisks (**) will appear in the column.
2. "Pool" PCN refers to UA temporary positions, such as adjunct faculty; student employees; and other non-permanent staff. Multiple incumbents may share the same labor pool position number

PCN	Job Class Title	Location	Time Status	Split/ Count	Employee Class	Benefit Rate	Annual Budgeted Salary	Annual Benefits	Total Costs	UGF Estimate
880062	Assistant Professor	Juneau	FT		United Academics BU	28.3%	70,699	20,008	90,707	55,967
880063	Assistant Professor	Juneau	FT		United Academics BU	28.3%	100,328	28,393	128,721	79,422
880064	Associate Professor	Juneau	FT		United Academics BU	28.3%	95,004	26,886	121,890	75,208
880065	Professor	Juneau	FT		United Academics BU	28.3%	85,862	24,299	110,161	67,971
880066	Associate Professor	Juneau	FT		United Academics BU	28.3%	82,087	23,231	105,318	64,982
880067	Assistant Professor	Juneau	FT	**	United Academics BU	28.3%	60,280	17,059	77,339	47,719
880068	Associate Professor	Juneau	FT		United Academics BU	28.3%	82,789	23,429	106,218	65,538
880069	Professor	Juneau	FT		United Academics BU	28.3%	90,371	25,575	115,946	71,540
880070	Associate Professor	Juneau	FT		United Academics BU	28.3%	80,028	22,648	102,676	63,352
880071	Associate Professor	Juneau	FT		United Academics BU	28.3%	80,590	22,807	103,397	63,797
880072	Research Technician 3	Juneau	FT		PERS - Classified	48.6%	38,574	18,747	57,321	35,368
880073	Admin Specialist 2	Juneau	FT		PERS - Classified	48.6%	60,719	29,509	90,228	55,672
880076	Associate Professor	Juneau	FT		United Academics BU	28.3%	105,047	29,728	134,775	83,158
880079	Professor	Juneau	FT		United Academics BU	28.3%	101,369	28,687	130,056	80,246
880082	Assistant Professor	Juneau	FT		United Academics BU	28.3%	100	-	100	-
880084	Professor	Juneau	FT		United Academics BU	28.3%	83,895	23,742	107,637	66,414
880085	Associate Professor	Juneau	FT		United Academics BU	28.3%	74,396	21,054	95,450	58,894
880086	Assistant Professor	Juneau	FT		United Academics BU	28.3%	65,005	18,396	83,401	51,460
880087	Assistant Professor	Juneau	FT		United Academics BU	28.3%	64,007	18,114	82,121	50,670
880088	Associate Professor	Juneau	FT		United Academics BU	28.3%	100	-	100	-
880089	Assistant Professor	Juneau	FT		United Academics BU	28.3%	78,608	22,246	100,854	62,228
880090	Associate Professor	Juneau	FT		United Academics BU	28.3%	79,622	22,533	102,155	63,031
880091	Associate Professor	Juneau	FT		United Academics BU	28.3%	79,888	22,608	102,496	63,242
880092	Professor	Juneau	FT		United Academics BU	28.3%	86,642	24,520	111,162	68,588
880096	Admin Generalist 3	Juneau	FT		PERS - Classified	48.6%	46,450	22,575	69,025	42,589
880098	Associate Professor	Juneau	FT		United Academics BU	28.3%	60,278	17,059	77,337	47,718
880100	Professor	Juneau	FT		United Academics BU	28.3%	80,605	22,811	103,416	63,809
880102	Assistant Professor	Juneau	FT		United Academics BU	28.3%	65,629	18,573	84,202	51,954
880103	Assistant Professor	Juneau	FT		United Academics BU	28.3%	66,799	18,904	85,703	52,880
880104	Assistant Professor	Juneau	FT		United Academics BU	28.3%	68,999	19,527	88,526	54,622
880105	Associate Professor	Juneau	FT		United Academics BU	28.3%	72,883	20,626	93,509	57,696
880107	Professor	Juneau	FT		United Academics BU	28.3%	82,290	23,288	105,578	65,143
880109	Training & Development 3	Juneau	FT		PERS - Classified	48.6%	32,055	15,579	47,634	29,391
880110	Training & Development 3	Juneau	FT		PERS - Classified	48.6%	29,298	14,239	43,537	26,863
880111	Administrative Professional 2	Juneau	FT		APT - Exempt Employees	38.5%	88,619	34,118	122,737	75,731

Component: Juneau Campus (762)
RDU: University of Alaska Southeast (237)
Notes:
1. If a position is split, an asterisk (*) will appear in the Split/Count column. If the split position is also counted in the component, two asterisks (**) will appear in the column.
2. "Pool" PCN refers to UA temporary positions, such as adjunct faculty; student employees; and other non-permanent staff. Multiple incumbents may share the same labor pool position number

PCN	Job Class Title	Location	Time Status	Split/ Count	Employee Class	Benefit Rate	Annual Budgeted Salary	Annual Benefits	Total Costs	UGF Estimate
880112	Professor	Juneau	FT		United Academics BU	28.3%	98,006	27,736	125,742	77,584
880113	Admin Generalist 4	Juneau	FT		PERS - Classified	48.6%	46,450	22,575	69,025	42,589
880117	Professor	Juneau	FT		United Academics BU	28.3%	77,298	21,875	99,173	61,191
880118	Professor	Juneau	FT		United Academics BU	28.3%	64,997	18,394	83,391	-
880119	Assistant Professor	Juneau	FT		United Academics BU	28.3%	64,007	18,114	82,121	50,670
880120	Development 3	Juneau	FT		APT - Exempt Employees	38.5%	61,955	23,853	85,808	52,944
880126	Admin Generalist 3	Juneau	FT		PERS - Classified	48.6%	42,446	20,629	63,075	38,918
880129	Communications Manager 2	Juneau	FT		APT - Exempt Employees	38.5%	81,825	31,503	113,328	69,925
880131	Administrative Management 3	Juneau	FT		APT - Exempt Employees	38.5%	99,886	38,456	138,342	85,359
880132	Professor	Juneau	FT		United Academics BU	28.3%	87,670	24,811	112,481	69,402
880136	Assistant Professor	Juneau	FT		United Academics BU	28.3%	63,086	17,853	80,939	49,941
880137	Assistant Professor	Juneau	FT		United Academics BU	28.3%	60,871	17,226	78,097	48,187
880138	Mental Health Provider 2	Juneau	FT		APT - Exempt Employees	38.5%	40,277	15,507	55,784	34,419
880148	Mental Health Provider 2	Juneau	FT		APT - Exempt Employees	38.5%	65,746	25,312	91,058	56,184
880198	Assistant Professor	Juneau	FT		United Academics BU	28.3%	60,622	17,156	77,778	47,990
880200	Associate Professor	Juneau	FT		United Academics BU	28.3%	84,224	23,835	108,059	66,674
880201	Maintenance Serv Worker (MSW1)	Juneau	FT		AHECTE- Labor Trades & Crafts	47.2%	37,591	17,743	55,334	34,142
880202	Maint Service Workr III (MSW3)	Juneau	FT		AHECTE- Labor Trades & Crafts	47.2%	41,892	19,773	61,665	38,048
880203	Assistant Professor	Juneau	FT		United Academics BU	28.3%	61,215	17,324	78,539	48,459
880205	Communications Specialist 4	Juneau	FT		APT - Exempt Employees	38.5%	55,544	21,384	76,928	23,733
880206	Professor	Juneau	FT		United Academics BU	28.3%	76,431	21,630	98,061	60,505
880207	Student Svcs Professional 3	Juneau	PT		APT - Exempt Employees	38.5%	39,439	15,184	54,623	33,703
880208	Crafts & Trades II (CT2)	Juneau	FT		AHECTE- Labor Trades & Crafts	47.2%	66,385	31,334	97,719	60,294
880210	Dean (Admin)	Juneau	FT		Officer	24.6%	105,466	25,945	131,411	81,082
880211	Assistant Professor	Juneau	FT		United Academics BU	28.3%	77,674	21,982	99,656	61,489
880212	Assistant Professor	Juneau	FT		United Academics BU	28.3%	58,032	16,423	74,455	45,940
880213	Associate Professor	Juneau	FT		United Academics BU	28.3%	84,543	23,926	108,469	66,927
880215	Admin Generalist 4	Juneau	FT		PERS - Classified	48.6%	52,286	25,411	77,697	47,940
880216	Admin Generalist 4	Juneau	FT		PERS - Classified	48.6%	63,829	31,021	94,850	58,524
880217	Library Technician 3	Juneau	FT		PERS - Classified	48.6%	43,319	21,053	64,372	39,718
880219	Library Technician 2	Juneau	FT		PERS - Classified	48.6%	100	-	100	-
880220	Administrative Management 3	Juneau	FT		APT - Exempt Employees	38.5%	100	-	100	-
880221	Admin Generalist 4	Juneau	FT		PERS - Classified	48.6%	50,773	24,676	75,449	46,553
880222	Library Technician 2	Juneau	PT		PERS - Classified	48.6%	25,387	12,338	37,725	23,277
880224	Associate Professor	Juneau	FT		United Academics BU	28.3%	84,142	23,812	107,954	66,609

Component: Juneau Campus (762)
RDU: University of Alaska Southeast (237)
Notes:
1. If a position is split, an asterisk (*) will appear in the Split/Count column. If the split position is also counted in the component, two asterisks (**) will appear in the column.
2. "Pool" PCN refers to UA temporary positions, such as adjunct faculty; student employees; and other non-permanent staff. Multiple incumbents may share the same labor pool position number

PCN	Job Class Title	Location	Time Status	Split/ Count	Employee Class	Benefit Rate	Annual Budgeted Salary	Annual Benefits	Total Costs	UGF Estimate
880225	Student Svcs Professional 2	Juneau	FT		PERS - Classified	48.6%	45,800	22,259	68,059	41,993
880227	Broadcast/Media Professional 3	Juneau	FT		APT - Exempt Employees	38.5%	62,551	24,082	86,633	53,454
880229	Library Technician 3	Juneau	FT		PERS - Classified	48.6%	45,044	21,891	66,935	41,300
880230	Campus Services Generalist 3	Juneau	FT		PERS - Classified	48.6%	38,101	18,517	56,618	-
880231	Campus Services Generalist 3	Juneau	FT		PERS - Classified	48.6%	38,442	18,683	57,125	-
880232	Campus Services Generalist 4	Juneau	FT		PERS - Classified	48.6%	41,190	20,018	61,208	-
880233	Instructional Designer 2	Juneau	FT		PERS - Classified	48.6%	55,544	26,994	82,538	50,927
880235	Assistant Professor	Juneau	FT		United Academics BU	28.3%	69,077	19,549	88,626	54,683
880245	IS Professional 5A	Juneau	FT		APT - Exempt Employees	38.5%	80,207	30,880	111,087	68,542
880246	IS Consultant 2A	Juneau	FT		PERS - Classified	48.6%	41,437	20,138	61,575	37,993
880250	Provost	Juneau	FT		Officer	24.6%	172,021	42,317	214,338	132,249
880251	Senior Administrator Officer	Juneau	FT		Officer	24.6%	100	-	100	-
880253	Physical Health Provider 4	Juneau	PT		APT - Exempt Employees	38.5%	64,312	24,760	89,072	54,959
880256	Assistant Professor	Juneau	FT		United Academics BU	28.3%	98,011	27,737	125,748	77,588
880257	Student Svcs Professional 2	Juneau	FT		PERS - Classified	48.6%	57,802	28,092	85,894	52,998
880270	Dean (Academic)	Juneau	FT		Officer	24.6%	155,643	38,288	193,931	119,658
880273	Administrative Management 1	Juneau	FT		APT - Exempt Employees	38.5%	74,840	28,813	103,653	63,955
880274	Admin Specialist 2	Juneau	FT		PERS - Classified	48.6%	72,625	35,296	107,921	66,588
880275	Assistant Professor	Juneau	FT		United Academics BU	28.3%	75,005	21,226	96,231	59,376
880276	Stu Svcs Profess 2 (Exempt)	Juneau	FT		APT - Exempt Employees	38.5%	39,891	15,358	55,249	34,089
880277	Research Professional 2	Juneau	FT		APT - Exempt Employees	38.5%	100	-	100	-
880405	Student Svcs Manager 2	Juneau	FT		APT - Exempt Employees	38.5%	76,267	29,363	105,630	65,175
880406	Student Svcs Professional 1	Juneau	FT		PERS - Classified	48.6%	46,450	22,575	69,025	42,589
880407	Student Svcs Manager 1	Juneau	FT		APT - Exempt Employees	38.5%	57,205	22,024	79,229	48,885
880408	Student Svcs Professional 2	Juneau	FT		PERS - Classified	48.6%	52,286	25,411	77,697	47,940
880409	Stu Svcs Profess 2 (Exempt)	Juneau	FT		APT - Exempt Employees	38.5%	54,985	21,169	76,154	46,988
880410	Vice Chancellor (Admin)	Juneau	FT		Officer	24.6%	135,304	33,285	168,589	104,021
880411	Student Svcs Professional 1	Juneau	FT		PERS - Classified	48.6%	46,883	22,785	69,668	42,986
880412	Student Svcs Manager 1	Juneau	FT		APT - Exempt Employees	38.5%	55,544	21,384	76,928	-
880413	Stu Svcs Profess 2 (Exempt)	Juneau	FT		APT - Exempt Employees	38.5%	48,566	18,698	67,264	41,503
880414	Student Svcs Professional 3	Juneau	FT		APT - Exempt Employees	38.5%	71,176	27,403	98,579	60,824
880416	Campus Services Generalist 3	Juneau	FT		PERS - Classified	48.6%	38,442	18,683	57,125	-
880417	Stu Svcs Profess 2 (Exempt)	Juneau	FT		APT - Exempt Employees	38.5%	49,302	18,981	68,283	42,132
880419	Communications Specialist 4	Juneau	FT		APT - Exempt Employees	38.5%	61,927	23,842	85,769	52,921
880420	Stu Svcs Profess 2 (Exempt)	Juneau	FT		APT - Exempt Employees	38.5%	65,746	25,312	91,058	56,184

Component: Juneau Campus (762)
RDU: University of Alaska Southeast (237)
Notes:
1. If a position is split, an asterisk (*) will appear in the Split/Count column. If the split position is also counted in the component, two asterisks (**) will appear in the column.
2. "Pool" PCN refers to UA temporary positions, such as adjunct faculty; student employees; and other non-permanent staff. Multiple incumbents may share the same labor pool position number

PCN	Job Class Title	Location	Time Status	Split/ Count	Employee Class	Benefit Rate	Annual Budgeted Salary	Annual Benefits	Total Costs	UGF Estimate
880430	Communications Specialist 4	Juneau	FT		APT - Exempt Employees	38.5%	67,066	25,820	92,886	57,312
880433	Administrative Management 1	Juneau	FT		APT - Exempt Employees	38.5%	68,387	26,329	94,716	-
880500	Chancellor	Juneau	FT		Officer	24.6%	232,378	57,165	289,543	178,652
880503	Administrative Management 2	Juneau	FT		APT - Exempt Employees	38.5%	81,826	31,503	113,329	69,925
880505	Fiscal Manager 2	Juneau	FT		APT - Exempt Employees	38.5%	77,097	29,682	106,779	65,884
880506	Stu Svcs Profess 2 (Exempt)	Juneau	FT		APT - Exempt Employees	38.5%	49,302	18,981	68,283	-
880511	Fiscal Technician 3	Juneau	FT		PERS - Classified	48.6%	52,286	25,411	77,697	47,940
880519	Fiscal Professional 1	Juneau	FT		PERS - Classified	48.6%	53,393	25,949	79,342	48,955
880521	Research Professional 4	Juneau	FT		APT - Exempt Employees	38.5%	65,746	25,312	91,058	56,184
880522	Fiscal Manager 4	Juneau	FT		APT - Exempt Employees	38.5%	104,976	40,416	145,392	89,709
880524	Fiscal Technician 3	Juneau	FT		PERS - Classified	48.6%	57,205	27,802	85,007	52,450
880525	Fiscal Technician 3	Juneau	FT		PERS - Classified	48.6%	100	-	100	-
880527	Fiscal Technician 2	Juneau	FT		PERS - Classified	48.6%	43,319	21,053	64,372	39,718
880529	Fiscal Professional 2	Juneau	FT		APT - Exempt Employees	38.5%	70,495	27,141	97,636	60,242
880530	Fiscal Professional 2	Juneau	FT		APT - Exempt Employees	38.5%	61,955	23,853	85,808	52,944
880531	Administrative Management 1	Juneau	FT		APT - Exempt Employees	38.5%	60,098	23,138	83,236	51,358
880532	Fiscal Professional 1	Juneau	FT		PERS - Classified	48.6%	51,796	25,173	76,969	47,491
880533	Proc/ Cont Svcs Professional 2	Juneau	FT		APT - Exempt Employees	38.5%	64,425	24,804	89,229	55,055
880535	Vice Chancellor (Admin)	Juneau	FT		Officer	24.6%	144,313	35,501	179,814	110,948
880537	Fiscal Manager 4	Juneau	FT		APT - Exempt Employees	38.5%	104,976	40,416	145,392	89,709
880539	Admin Specialist 2	Juneau	FT		PERS - Classified	48.6%	50,773	24,676	75,449	46,553
880553	Development 5	Juneau	FT		APT - Exempt Employees	38.5%	107,106	41,236	148,342	91,529
880554	Development 2	Juneau	FT		PERS - Classified	48.6%	54,437	26,456	80,893	-
880561	Student Svcs Technician 2	Juneau	FT		PERS - Classified	48.6%	41,190	20,018	61,208	37,766
880562	Student Svcs Technician 3	Juneau	FT		PERS - Classified	48.6%	56,077	27,253	83,330	51,416
880563	Student Svcs Technician 2	Juneau	FT		PERS - Classified	48.6%	100	-	100	-
880565	Student Svcs Technician 3	Juneau	FT		PERS - Classified	48.6%	47,345	23,010	70,355	43,410
880566	Student Svcs Technician 3	Juneau	FT		PERS - Classified	48.6%	46,450	22,575	69,025	42,589
880567	Student Svcs Professional 4	Juneau	FT		APT - Exempt Employees	38.5%	68,387	26,329	94,716	58,441
880568	Student Svcs Manager 2	Juneau	FT		APT - Exempt Employees	38.5%	78,631	30,273	108,904	67,195
880571	Admin Specialist 2	Juneau	FT		PERS - Classified	48.6%	50,773	24,676	75,449	-
880587	IS Professional 5A	Juneau	FT		APT - Exempt Employees	38.5%	86,894	33,454	120,348	74,256
880588	IS Ops Technician 4	Juneau	FT		PERS - Classified	48.6%	68,387	33,236	101,623	62,703
880589	IS Professional 5A	Juneau	FT		APT - Exempt Employees	38.5%	86,894	33,454	120,348	74,256
880600	Director (Admin)	Juneau	FT		Officer	24.6%	113,708	27,972	141,680	87,418

Component: Juneau Campus (762)
RDU: University of Alaska Southeast (237)
Notes:
1. If a position is split, an asterisk (*) will appear in the Split/Count column. If the split position is also counted in the component, two asterisks (**) will appear in the column.
2. "Pool" PCN refers to UA temporary positions, such as adjunct faculty; student employees; and other non-permanent staff. Multiple incumbents may share the same labor pool position number

PCN	Job Class Title	Location	Time Status	Split/ Count	Employee Class	Benefit Rate	Annual Budgeted Salary	Annual Benefits	Total Costs	UGF Estimate
880601	Maint Service Worker IV (MSW4)	Juneau	FT		AHECTE- Labor Trades & Crafts	47.2%	59,068	27,880	86,948	53,648
880602	Admin Generalist 4	Juneau	FT		PERS - Classified	48.6%	47,345	23,010	70,355	43,410
880605	Fac Svcs-MO&U Supervisor 5	Juneau	FT		APT - Exempt Employees	38.5%	83,465	32,134	115,599	57,061
880606	Maintenance Serv Worker (MSW1)	Juneau	FT		AHECTE- Labor Trades & Crafts	47.2%	32,090	15,146	47,236	29,146
880607	Crafts & Trades III (CT3)	Juneau	FT		AHECTE- Labor Trades & Crafts	47.2%	69,941	33,012	102,953	50,819
880608	Crafts & Trades III (CT3)	Juneau	FT		AHECTE- Labor Trades & Crafts	47.2%	69,941	33,012	102,953	50,819
880609	Crafts & Trades III (CT3)	Juneau	FT		AHECTE- Labor Trades & Crafts	47.2%	78,269	36,943	115,212	56,870
880610	Maintenance Serv Worker (MSW1)	Juneau	FT		AHECTE- Labor Trades & Crafts	47.2%	36,853	17,395	54,248	33,471
880611	Fac Svcs-MO&U Supervisor 3	Juneau	PT		PERS - Classified	48.6%	38,133	18,533	56,666	34,963
880612	Environmental Health/Safety 4	Juneau	FT		APT - Exempt Employees	38.5%	91,303	35,152	126,455	78,024
880613	Admin Generalist 3	Juneau	FT		PERS - Classified	48.6%	41,592	20,214	61,806	-
880615	Communications Specialist 3	Juneau	FT		PERS - Classified	48.6%	60,719	29,509	90,228	55,672
880618	Student Svcs Manager 2	Juneau	FT		APT - Exempt Employees	38.5%	65,746	25,312	91,058	-
880619	Crafts & Trades I (CT1)	Juneau	FT		AHECTE- Labor Trades & Crafts	47.2%	54,160	25,564	79,724	49,190
880621	Maintenance Serv Worker (MSW1)	Juneau	FT		AHECTE- Labor Trades & Crafts	47.2%	40,118	18,936	59,054	36,437
880622	Maintenance Serv Worker (MSW1)	Juneau	FT		AHECTE- Labor Trades & Crafts	47.2%	33,387	15,759	49,146	30,324
880623	Maintenance Serv Worker (MSW1)	Juneau	FT		AHECTE- Labor Trades & Crafts	47.2%	36,160	17,068	53,228	32,842
880625	Fac Svcs-MO&U Supervisor 3	Juneau	FT		APT - Exempt Employees	38.5%	58,334	22,459	80,793	49,850
880629	Fac Engineering 5	Juneau	FT		APT - Exempt Employees	38.5%	100	-	100	-
880630	Admin Generalist 4	Juneau	FT		PERS - Classified	48.6%	46,450	22,575	69,025	42,589
880632	Maint Service Worker II (MSW2)	Juneau	FT		AHECTE- Labor Trades & Crafts	47.2%	43,085	20,336	63,421	-
880633	Crafts & Trades I (CT1)	Juneau	FT		AHECTE- Labor Trades & Crafts	47.2%	56,311	26,579	82,890	40,915
880637	Maint Service Worker IV (MSW4)	Juneau	FT		AHECTE- Labor Trades & Crafts	47.2%	100	-	100	-
880640	Crafts & Trades III (CT3)	Juneau	FT		AHECTE- Labor Trades & Crafts	47.2%	69,941	33,012	102,953	50,819
880642	Maintenance Serv Worker (MSW1)	Juneau	FT		AHECTE- Labor Trades & Crafts	47.2%	36,160	17,068	53,228	32,842
880643	Maintenance Serv Worker (MSW1)	Juneau	FT		AHECTE- Labor Trades & Crafts	47.2%	36,853	17,395	54,248	33,471
880650	Fac Engineering 4	Juneau	FT		APT - Exempt Employees	38.5%	67,687	26,059	93,746	57,843
880651	Fac Engineering 5	Juneau	FT		APT - Exempt Employees	38.5%	95,967	36,947	132,914	82,010
880701	Associate Dean/Faculty	Juneau	FT		Non-Represented Faculty	24.6%	138,391	34,044	172,435	85,116
880702	Research Assoc Professor	Juneau	FT		United Academics BU	28.3%	108,501	30,706	139,207	17,178
880704	Development 3	Juneau	FT		APT - Exempt Employees	38.5%	61,955	23,853	85,808	52,944
880705	Assistant Professor	Juneau	FT		United Academics BU	28.3%	71,225	20,157	91,382	56,384
880706	Associate Vice Chancellor	Juneau	FT		Sr. Administrator	24.6%	95,435	23,477	118,912	73,370
880707	IS Professional 1A	Juneau	FT		PERS - Classified	48.6%	52,286	25,411	77,697	47,940
880708	Assistant Professor	Juneau	PT		United Academics BU	28.3%	76,329	21,601	97,930	6,647

Personal Services Expenditure Detail
University of Alaska

Component: Juneau Campus (762)
RDU: University of Alaska Southeast (237)
Notes:
1. If a position is split, an asterisk (*) will appear in the Split/Count column. If the split position is also counted in the component, two asterisks (**) will appear in the column.
2. "Pool" PCN refers to UA temporary positions, such as adjunct faculty; student employees; and other non-permanent staff. Multiple incumbents may share the same labor pool position number

PCN	Job Class Title	Location	Time Status	Split/ Count	Employee Class	Benefit Rate	Annual Budgeted Salary	Annual Benefits	Total Costs	UGF Estimate
880709	Administrative Management 1	Juneau	FT		APT - Exempt Employees	38.5%	69,771	26,862	96,633	53,661
880710	Professor	Juneau	FT		United Academics BU	28.3%	83,569	23,650	107,219	66,156
880711	Assistant Professor	Juneau	FT		United Academics BU	28.3%	87,377	24,728	112,105	69,170
880712	Admin Specialist 3	Juneau	FT		APT - Exempt Employees	38.5%	64,425	24,804	89,229	55,055
880716	Research Professional 2	Juneau	FT		APT - Exempt Employees	38.5%	55,544	21,384	76,928	14,240
880800	Administrative Professional 4	Juneau	FT		APT - Exempt Employees	38.5%	96,925	37,316	134,241	82,829
880805	Administrative Management 4	Juneau	FT		APT - Exempt Employees	38.5%	91,303	35,152	126,455	15,605
880808	Maintenance Serv Worker (MSW1)	Juneau	FT		AHECTE- Labor Trades & Crafts	47.2%	33,387	15,759	49,146	30,324
880810	Assistant Professor	Juneau	FT		United Academics BU	28.3%	117,827	33,345	151,172	93,275
880815	Admin Specialist 2	Juneau	FT		PERS - Classified	48.6%	55,544	26,994	82,538	50,927
880816	Development 1	Juneau	FT		PERS - Classified	48.6%	100	-	100	-
880817	Admin Specialist 2	Juneau	PT		PERS - Classified	48.6%	44,743	21,745	66,488	41,024
880850	Campus Services Retail 5	Juneau	FT		APT - Exempt Employees	38.5%	61,358	23,623	84,981	-
880865	Admin Generalist 3	Juneau	FT		PERS - Classified	48.6%	19,666	9,558	29,224	-
880870	Student Svcs Professional 3	Juneau	FT		APT - Exempt Employees	38.5%	76,267	29,363	105,630	-
880872	Student Svcs Technician 2	Juneau	FT		PERS - Classified	48.6%	41,190	20,018	61,208	37,766
889001	Assistant Professor	Juneau	FT		United Academics BU	28.3%	75,000	21,225	96,225	59,372
890030	Professor	Juneau	FT		United Academics BU	28.3%	94,676	26,793	121,469	74,948
890035	Research Technician 3	Juneau	FT		PERS - Classified	48.6%	43,438	21,111	64,549	39,827
890050	Assistant Professor	Juneau	FT		United Academics BU	28.3%	74,006	20,944	94,950	58,585
890085	IS Net Technician 7	Juneau	FT		PERS - Classified	48.6%	62,551	30,400	92,951	57,352
890140	IS Net Technician 5	Juneau	FT		PERS - Classified	48.6%	46,897	22,792	69,689	42,999
890141	IS Professional 3A	Juneau	FT		APT - Exempt Employees	38.5%	70,496	27,141	97,637	60,243
890143	IS Consultant 2A	Juneau	FT		PERS - Classified	48.6%	56,555	27,486	84,041	51,854
890155	Administrative Management 5	Juneau	FT		APT - Exempt Employees	38.5%	91,303	35,152	126,455	78,024
890160	Student Svcs Manager 1	Juneau	FT		APT - Exempt Employees	38.5%	56,067	21,586	77,653	-
890165	Administrative Management 1	Juneau	FT		APT - Exempt Employees	38.5%	69,089	26,599	95,688	59,041
890170	Associate Professor	Juneau	FT		United Academics BU	28.3%	73,757	20,873	94,630	58,388
890175	Stu Svcs Profess 2 (Exempt)	Juneau	FT		APT - Exempt Employees	38.5%	51,796	19,941	71,737	44,263
890182	Assistant Professor	Juneau	PT		United Academics BU	28.3%	50,509	14,294	64,803	39,984
Pool	Adjunct Facilty	Juneau	PT		Non-Represented Adjunct Faculty	0.0%	45,492	4,057	49,549	30,572
Pool	Adjunct Facilty	Juneau	PT		UNAD Adjunct Faculty	0.0%	581,871	51,995	633,867	391,104
Pool	UA Labor Pool	Juneau	PT		Labor Pool	0.0%	1,917,129		1,917,129	1,045,090
					Total Position Costs		18,102,341	5,597,759	23,700,100	13,329,430

Personal Services Expenditure Detail
University of Alaska

Component: Juneau Campus (762)
RDU: University of Alaska Southeast (237)
Notes:
1. If a position is split, an asterisk (*) will appear in the Split/Count column. If the split position is also counted in the component, two asterisks (**) will appear in the column.
2. "Pool" PCN refers to UA temporary positions, such as adjunct faculty; student employees; and other non-permanent staff. Multiple incumbents may share the same labor pool position number

PCN	Job Class Title	Location	Time Status	Split/ Count	Employee Class	Benefit Rate	Annual Budgeted Salary	Annual Benefits	Total Costs	UGF Estimate
	Full Time Positions:	231								
	Part Time Positions:	9								
	Positions in Component:	**240**								

Federal Receipts (1002)	617,571
General Fund Receipts (1004)	13,329,430
Interagency Receipts (1007)	16,809
University Receipts (1048)	9,113,768
UA Intra-agency Transfers (1174)	622,523
UA Funding	**23,700,100**

State of Alaska
FY2024 Governor's Operating Budget

University of Alaska
Ketchikan Campus
Component Budget Summary

Component: Ketchikan Campus

Contribution to Department's Mission

The UAS Ketchikan campus is an important component of the regional structure of the University of Alaska Southeast. At the Ketchikan Campus, students can earn occupational endorsements, certificates, and associate degrees. The campus plays a critical role in providing a wide range of e-Learning lower division general education requirement courses and upper division courses that support the Bachelor of Liberal Arts (BLA) and Bachelor of Social Science (BASS) degrees across the region. Professors are innovative in using technology to blend on-campus classes with e-Learning course offerings. The Ketchikan Campus also offers the only Associate of Applied Science in Marine Transportation in the state. The UAS Ketchikan Regional Maritime and Career Center offers a variety of maritime courses that focus on operations and marine industrial skills. The campus is a significant resource for the community and surrounding region offering programs relevant to the workforce in southern Southeast Alaska.

Core Services

- Ketchikan is a community campus of the University of Alaska Southeast regional university, and as such, is accredited by the Northwest Commission on Colleges and Universities.
- Ketchikan is home to UAS' highly-successful Marine Transportation program, offering an Occupational Endorsement (OE), Certificate and Associate of Arts (AAS) in Marine Transportation along with certifications and licensure needed by Alaska’s maritime workforce.
- Ketchikan faculty are leaders in e-Learning, delivering lower and upper division courses in a variety of subject areas that support the AA, BLA and BASS programs.
- Ketchikan prepares students for transfer to four-year institutions, delivers courses and programs in response to local community workforce needs, provides certificate and associate degrees in relevant career-oriented training programs, and provides high quality distance education support.
- The Ketchikan campus provides credit and non-credit courses for the benefit of citizens in the community, including classes in marine transportation and coastal resource harvesting.
- The Ketchikan campus has expanded its dual enrollment course offerings to include career ed classes such as certified nursing assistant and Diesel Engines Simplified.
- Ketchikan also supports students with counseling, advising, math and writing labs, library and testing center services. The Ketchikan campus has a community supported Testing Center that provides professional as well as academic testing services.

Major Component Accomplishments in 2022

See University of Alaska Southeast Results Delivery Unit.

Key Component Challenges

See University of Alaska Southeast Results Delivery Unit.

Significant Changes in Results to be Delivered in FY2024

See University of Alaska Southeast Results Delivery Unit.

Statutory and Regulatory Authority

No statutes and regulations.

Contact Information

Contact Information

Contact: Michelle Rizk, Vice President, University Relations
Phone: (907) 450-8187
E-mail: marizk@alaska.edu

Ketchikan Campus
Personal Services Information

Authorized Positions	FY2023 Management Plan	FY2024 Governor	Personal Services Costs	
			Annual Salaries	0
Full-time	32	32	Premium Pay	0
Part-time	4	4	Annual Benefits	0
Nonpermanent	0	0	*Less % Vacancy Factor*	()
			Lump Sum Premium Pay	0
Totals	**36**	**36**	**Total Personal Services**	

Position Classification Summary

Job Class Title	Anchorage	Fairbanks	Juneau	Others	Total
No personal services.					
Totals	**0**	**0**	**0**	**0**	**0**

Component Detail All Funds
University of Alaska

Component: Ketchikan Campus (765) Non-Formula Component
RDU: University of Alaska Southeast (237)

	FY2022 Actuals	FY2023 Conference Committee	FY2023 Authorized	FY2023 Management Plan	FY2024 Governor	FY2023 Management Plan vs FY2024 Governor	
71000 Personal Services	3,227.9	3,293.5	3,293.5	3,416.7	3,530.4	113.7	3.3%
72000 Travel	24.9	32.4	32.4	128.4	128.4	0.0	0.0%
73000 Services	340.3	826.2	826.2	538.0	38.0	-500.0	-92.9%
74000 Commodities	268.4	821.1	821.1	1,276.2	1,276.2	0.0	0.0%
75000 Capital Outlay	26.2	96.5	96.5	108.5	108.5	0.0	0.0%
77000 Grants, Benefits	127.7	149.2	149.2	159.5	159.5	0.0	0.0%
78000 Miscellaneous	0.0	0.0	0.0	0.0	0.0	0.0	0.0%
Totals	**4,015.4**	**5,218.9**	**5,218.9**	**5,627.3**	**5,241.0**	**-386.3**	**-6.9%**
Fund Sources:							
1002 Fed Rcpts (Fed)	171.8	850.0	850.0	850.0	850.0	0.0	0.0%
1004 Gen Fund (UGF)	1,602.9	1,899.8	1,899.8	2,274.4	1,879.6	-394.8	-17.4%
1007 I/A Rcpts (Other)	108.8	166.6	166.6	166.6	166.6	0.0	0.0%
1048 Univ Rcpt (DGF)	1,701.4	1,997.1	1,997.1	1,997.1	2,005.6	8.5	0.4%
1151 VoTech Ed (DGF)	337.8	300.3	300.3	334.1	334.1	0.0	0.0%
1174 UA I/A (Other)	92.7	5.1	5.1	5.1	5.1	0.0	0.0%
Unrestricted General (UGF)	**1,602.9**	**1,899.8**	**1,899.8**	**2,274.4**	**1,879.6**	**-394.8**	**-17.4%**
Designated General (DGF)	**2,039.2**	**2,297.4**	**2,297.4**	**2,331.2**	**2,339.7**	**8.5**	**0.4%**
Other Funds	**201.5**	**171.7**	**171.7**	**171.7**	**171.7**	**0.0**	**0.0%**
Federal Funds	**171.8**	**850.0**	**850.0**	**850.0**	**850.0**	**0.0**	**0.0%**
Positions:							
Permanent Full Time	32	32	32	32	32	0	0.0%
Permanent Part Time	4	4	4	4	4	0	0.0%
Non Permanent	0	0	0	0	0	0	0.0%

Change Record Detail - Multiple Scenarios with Descriptions
University of Alaska

Component: Ketchikan Campus (765)
RDU: University of Alaska Southeast (237)

Scenario/Change Record Title	Trans Type	Totals	Personal Services	Travel	Services	Commodities	Capital Outlay	Grants, Benefits	Miscellaneous	Positions PFT	Positions PPT	Positions NP
********** Changes From FY2023 Conference Committee To FY2023 Authorized **********												
FY2023 Conference Committee	ConfCom	5,218.9	3,293.5	32.4	826.2	821.1	96.5	149.2	0.0	32	4	0
1002 Fed Rcpts	850.0											
1004 Gen Fund	1,899.8											
1007 I/A Rcpts	166.6											
1048 Univ Rcpt	1,997.1											
1151 VoTech Ed	300.3											
1174 UA I/A	5.1											
	Subtotal	**5,218.9**	**3,293.5**	**32.4**	**826.2**	**821.1**	**96.5**	**149.2**	**0.0**	**32**	**4**	**0**
********** Changes From FY2023 Authorized To FY2023 Management Plan **********												
Transfer Authority to Distribute Economic Development Research Program Funding	Trin	500.0	0.0	0.0	500.0	0.0	0.0	0.0	0.0	0	0	0
1004 Gen Fund	500.0											

Distribution of the following University of Alaska economic development research projects:
$10,000.0 University of Alaska Drone Programs
$5,000.0 Heavy Oil Recovery Method Research and Development
$7,800.0 Critical Minerals and Rare Earth Elements Research and Development
$7,000.0 Mariculture Research and Development

To the following allocations:
($29,800.0) - Budget Reductions/Additions - Systemwide
$1,750.0 - Anchorage Campus
$25,800.0 - Fairbanks Campus
$500.0 - Ketchikan Campus
$1,750.0 - Sitka Campus

Align Authority with Anticipated Expenditures	LIT	0.0	91.0	96.0	-664.4	455.1	12.0	10.3	0.0	0	0	0

Transfers between expenditure categories that University of Alaska management and the Board of Regents have deemed necessary to accurately reflect expenditure levels for FY2023.

Transfer Technical Vocational Education Program Funds to Align with Distributions	Trin	33.8	0.0	0.0	33.8	0.0	0.0	0.0	0.0	0	0	0
1151 VoTech Ed	33.8											

Transfers between allocations to reallocate Vocational Technical funding to FY2023 programs approved by the University of Alaska Workforce Development Committee.

Component: Ketchikan Campus (765)
RDU: University of Alaska Southeast (237)

Scenario/Change Record Title	Trans Type	Totals	Personal Services	Travel	Services	Commodities	Capital Outlay	Grants, Benefits	Miscellaneous	Positions PFT	Positions PPT	Positions NP
($954.2) - Budget Reductions/Additions - Systemwide												
$158.5 - Systemwide Services												
$185.9 - Anchorage Campus												
$71.8 - Kenai Peninsula College												
($41.5) - Kodiak College												
$53.2 - Matanuska-Susitna College												
($6.3) - Prince William Sound College												
$88.6 - Bristol Bay Campus												
$83.2 - Fairbanks Campus												
$47.3 - Interior Alaska Campus												
($374.0) - Kuskokwim Campus												
($5.6) - Northwest Campus												
$480.7 - University of Alaska Fairbanks Community and Technical College												
$56.8 - Juneau Campus												
$33.8 - Ketchikan Campus												
$121.8 - Sitka Campus												
University of Alaska FY2023 Transfer to Budget Reductions/Additions												
	Trout	-1,899.8	0.0	0.0	-1,899.8	0.0	0.0	0.0	0.0	0	0	0
1004 Gen Fund		-1,899.8										

Transfer FY2023 conference committee unrestricted general funds from all components to budget reductions/additions. Funds will be redistributed to adjust for the impact of the multiple years of budget reductions.

$288,941.1 - Budget Reductions/Additions - Systemwide
($6,458.9) - Systemwide Services
($4,896.1) - Office of Information Technology
($88,610.2) - Anchorage Campus
($959.6) - Small Business Development Center
($6,430.5) - Kenai Peninsula College
($2,351.3) - Kodiak College
($4,682.3) - Matanuska-Susitna College
($2,725.9) - Prince William Sound College
($129,336.8) - Fairbanks Campus
($1,145.0) - Bristol Bay College
($640.4) - Chukchi Campus
($4,843.7) - College of Rural and Community Development
($1,360.0) - Interior Alaska Campus
($2,451.3) - Kuskokwim Campus
($1,221.2) - Northwest Campus
($4,941.9) - University of Alaska Fairbanks Community and Technical college

Component: Ketchikan Campus (765)
RDU: University of Alaska Southeast (237)

Scenario/Change Record Title	Trans Type	Totals	Personal Services	Travel	Services	Commodities	Capital Outlay	Grants, Benefits	Miscellaneous	Positions PFT	Positions PPT	Positions NP
($21,712.1) - Juneau Campus												
($1,899.8) - Ketchikan Campus												
($2,274.1) - Sitka Campus												
University of Alaska FY2023 Distribution of Base State Funds												
	Trin	1,602.9	0.0	0.0	1,602.9	0.0	0.0	0.0	0.0	0	0	0
1004 Gen Fund	1,602.9											

Redistribute unrestricted general funds from budget reductions/additions to all components. Represents the resetting impact of the multi-year budget reductions and the limitations imposed given the dual appropriation. FY2023 increases for compensation, fixed costs, and programs are recorded in separate change records.

($272,733.5) - Budget Reductions/Additions - Systemwide
$8,994.9 - Systemwide Services
$5,570.3 - Office of Information Technology
$83,768.7 - Anchorage Campus
$959.6 - Small Business Development Center
$6,289.1 - Kenai Peninsula College
$2,303.3 - Kodiak College
$4,568.7 - Matanuska-Susitna College
$2,666.7 - Prince William Sound College
$120,838.3 - Fairbanks Campus
$1,100.3 - Bristol Bay College
$607.8 - Chukchi Campus
$4,786.3 - College of Rural and Community Development
$1,294.5 - Interior Alaska Campus
$2,324.6 - Kuskokwim Campus
$1,161.7 - Northwest Campus
$4,884.3 - University of Alaska Fairbanks Community and Technical college
$17,076.2 - Juneau Campus
$1,602.9 - Ketchikan Campus
$1,935.3 - Sitka Campus

University of Alaska Compensation Increases												
	Trin	32.2	32.2	0.0	0.0	0.0	0.0	0.0	0.0	0	0	0
1004 Gen Fund	32.2											

Distribute funding for compensation increases to the following employee groups: University of Alaska non-union staff, Fairbanks Firefighters Association union, and Alaska Higher Education Crafts and Trades Employees (local 6070) union.

($4,357.6) - Budget Reductions/Additions - Systemwide
$346.6 - Systemwide Services

Component: Ketchikan Campus (765)
RDU: University of Alaska Southeast (237)

Scenario/Change Record Title	Trans Type	Totals	Personal Services	Travel	Services	Commodities	Capital Outlay	Grants, Benefits	Miscellaneous	Positions PFT	Positions PPT	Positions NP
$127.7 - Office of Information Technology												
$1,364.5 - Anchorage Campus												
$78.1 - Kenai Peninsula College												
$24.2 - Kodiak College												
$63.5 - Matanuska-Susitna College												
$47.3 - Prince William Sound College												
$1,800.9 - Fairbanks Campus												
$14.4 - Bristol Bay College												
$10.3 - Chukchi Campus												
$43.8 - College of Rural and Community Development												
$16.8 - Interior Alaska Campus												
$37.3 - Kuskokwim Campus												
$17.5 - Northwest Campus												
$48.0 - University of Alaska Fairbanks Community and Technical college												
$257.6 - Juneau Campus												
$32.2 - Ketchikan Campus												
$26.9 - Sitka Campus												
University of Alaska Community Campuses Fixed Cost Increases												
	Trin	139.3	0.0	0.0	139.3	0.0	0.0	0.0	0.0	0	0	0
1004 Gen Fund		139.3										
Reallocate unrestricted general funds from main campuses to community campuses to off-set fixed cost increases. This distribution is necessary to preserve community campus funding as intended by the legislature.												
($135.0) - Systemwide Services												
($101.1) - Anchorage Campus												
$47.7 - Kenai Peninsula College												
$21.9 - Kodiak College												
$26.5 - Matanuska-Susitna College												
$5.0 - Prince William Sound College												
($32.1) - Fairbanks Campus												
$7.3 - Bristol Bay College												
$2.0 - Chukchi Campus												
$9.1 - Interior Alaska Campus												
$8.0 - Kuskokwim Campus												
$5.7 - Northwest Campus												
($169.0) - Juneau Campus												
$139.3 - Ketchikan Campus												
$164.7 - Sitka Campus												
	Subtotal	**5,627.3**	**3,416.7**	**128.4**	**538.0**	**1,276.2**	**108.5**	**159.5**	**0.0**	**32**	**4**	**0**

Change Record Detail - Multiple Scenarios with Descriptions
University of Alaska

Component: Ketchikan Campus (765)
RDU: University of Alaska Southeast (237)

Scenario/Change Record Title	Trans Type	Totals	Personal Services	Travel	Services	Commodities	Capital Outlay	Grants, Benefits	Miscellaneous	Positions PFT	Positions PPT	Positions NP
********** **Changes From FY2023 Management Plan To FY2024 Governor** **********												
University of Alaska Compensation Increases – Staff, Faculty, and Firefighters												
	SalAdj	113.7	113.7	0.0	0.0	0.0	0.0	0.0	0.0	0	0	0
1004 Gen Fund		105.2										
1048 Univ Rcpt		8.5										

In accordance with the University of Alaska's mission, the University of Alaska is committed to providing a competitive total compensation package, including salary and benefits, that will attract, retain, and reward high-performing employees who share a passion for higher education. The University of Alaska strives to make employee compensation performance-based, competitive to institutions with similar missions, and commensurate with the individual's level of responsibility.

In FY2023, the University of Alaska was able to pay a two percent salary adjustment for all non-union staff, union-represented firefighters, and Local 6070 employees. The FY2024 request includes a 2.75 percent wage increase for staff and firefighters. Except for a market adjustment in FY2020, there has only been one across-the-board increase of one percent, for staff and firefighters, in the five prior years.

The University of Alaska and the United Academics faculty union (UNAC) reached a tentative agreement (TA) on a three-year contract that increases faculty pay by three percent in FY2023, 2.75 percent in FY2024, and 2.5 percent in FY2025. The TA is pending approval by the University of Alaska Board of Regents and the State Department of Administration, and ratification by the United Academics bargaining unit members. The FY2024 request includes a 2.75 percent wage increase for UNAC.

The University of Alaska and the United Academic Adjuncts faculty union (UNAD) reached a tentative agreement (TA) on a two-year contract that increases adjunct faculty pay for semester credit hour minimums by three percent in FY2023 and 2.75 percent in FY2024. The TA is pending approval by the University of Alaska Board of Regents and the State Department of Administration, and ratification by the adjunct bargaining unit members. The FY2024 request includes a 2.75 percent pay increase for UNAD.

The University of Alaska Pension Plan wage base shall increase from $42 thousand to $52 thousand effective the first full pay period after July 1, 2023. This change is estimated to cost $2,500.0.

In FY2024, the University of Alaska will renew its medical (including dental and vision) plan at a higher rate. Parental leave (five days) will be added to the benefits package and life insurance employer-paid benefit plan coverage will increase from $50.0 to $100.0. This request includes $2,300.0 for health benefits increase expected in FY2024.

Reverse Multi-Year Economic Development Research Program Funding												
	OTI	-500.0	0.0	0.0	-500.0	0.0	0.0	0.0	0.0	0	0	0
1004 Gen Fund		-500.0										

Reverse multi-year economic development research program funding.

	Totals	**5,241.0**	**3,530.4**	**128.4**	**38.0**	**1,276.2**	**108.5**	**159.5**	**0.0**	**32**	**4**	**0**

Personal Services Expenditure Detail
University of Alaska

Component: Ketchikan Campus (765)
RDU: University of Alaska Southeast (237)
Notes:
1. If a position is split, an asterisk (*) will appear in the Split/Count column. If the split position is also counted in the component, two asterisks (**) will appear in the column.
2. "Pool" PCN refers to UA temporary positions, such as adjunct faculty; student employees; and other non-permanent staff. Multiple incumbents may share the same labor pool position number

PCN	Job Class Title	Location	Time Status	Split/ Count	Employee Class	Benefit Rate	Annual Budgeted Salary	Annual Benefits	Total Costs	UGF Estimate
520002	Library Technician 3	Ketchikan	PT		PERS - Classified	48.6%	48,303	23,475	71,778	39,130
520007	Instructional Designer 3	Ketchikan	FT		APT - Exempt Employees	38.5%	63,829	24,574	88,403	47,602
520008	Student Svcs Technician 2	Ketchikan	FT		PERS - Classified	48.6%	48,098	23,376	71,474	38,964
520009	Admin Specialist 2	Ketchikan	FT		PERS - Classified	48.6%	50,774	24,676	75,450	38,609
520011	Professor	Ketchikan	FT		United Academics BU	28.3%	67,002	18,962	85,964	46,863
520013	Assistant Professor	Ketchikan	FT		United Academics BU	28.3%	65,005	18,396	83,401	45,466
520015	Assistant Professor	Ketchikan	FT		United Academics BU	28.3%	58,999	16,697	75,696	41,265
520019	Assistant Professor	Ketchikan	FT		United Academics BU	28.3%	65,770	18,613	84,383	46,001
520020	Stu Svcs Profess 2 (Exempt)	Ketchikan	FT		APT - Exempt Employees	38.5%	57,141	21,999	79,140	43,143
520021	Fiscal Technician	Ketchikan	FT		PERS - Classified	48.6%	58,334	28,350	86,684	47,256
520022	Assistant Professor	Ketchikan	FT		United Academics BU	28.3%	64,007	18,114	82,121	44,768
520023	Assistant Professor	Ketchikan	FT		United Academics BU	28.3%	67,002	18,962	85,964	46,863
520024	Administrative Management 2	Ketchikan	FT		APT - Exempt Employees	38.5%	78,631	30,273	108,904	59,369
520025	Associate Professor	Ketchikan	FT		United Academics BU	28.3%	69,155	19,571	88,726	48,369
520028	Associate Professor	Ketchikan	FT		United Academics BU	28.3%	75,285	21,306	96,591	51,364
520029	Maint Serv Worker I (MSW1)	Ketchikan	PT		AHECTE- Labor Trades & Crafts	47.2%	100	-	100	-
520033	Assistant Professor	Ketchikan	FT		United Academics BU	28.3%	65,005	18,396	83,401	45,466
520035	Director (Admin)	Ketchikan	FT		Officer	24.6%	141,395	34,783	176,178	96,043
520036	Assistant Professor	Ketchikan	FT		United Academics BU	28.3%	63,009	17,832	80,841	42,989
520038	IS Net Technician 5	Ketchikan	FT		PERS - Classified	48.6%	49,773	24,190	73,963	39,084
520041	IS Net Technician 6	Ketchikan	FT		PERS - Classified	48.6%	57,141	27,771	84,912	46,289
520042	Maint Service Worker II (MSW2)	Ketchikan	FT		AHECTE- Labor Trades & Crafts	47.2%	36,142	17,059	53,201	29,002
520043	Assistant Professor	Ketchikan	FT		United Academics BU	28.3%	65,785	18,617	84,402	46,012
520045	Admin Specialist 2 (Exempt)	Ketchikan	PT		APT - Exempt Employees	38.5%	100	-	100	-
520046	Student Svcs Professional 1	Ketchikan	FT		PERS - Classified	48.6%	47,345	23,010	70,355	37,413
520047	Admin Generalist 4	Ketchikan	FT		PERS - Classified	48.6%	49,304	23,962	73,266	39,941
520050	Admin Generalist 4	Ketchikan	FT		PERS - Classified	48.6%	46,450	22,575	69,025	37,629
520052	Maint Service Worker II (MSW2)	Ketchikan	FT		AHECTE- Labor Trades & Crafts	47.2%	41,828	19,743	61,571	33,565
520084	Assistant Professor	Ketchikan	FT		United Academics BU	28.3%	100	-	100	-
520142	Associate Professor	Ketchikan	FT		United Academics BU	28.3%	69,779	19,747	89,526	48,805
520143	Admin Generalist 3	Ketchikan	PT		PERS - Classified	48.6%	22,980	11,168	34,148	18,616
520302	Assistant Professor	Ketchikan	FT		United Academics BU	28.3%	68,000	19,244	87,244	47,561
520305	Admin Specialist 2	Ketchikan	FT		PERS - Classified	48.6%	52,286	25,411	77,697	42,356
520310	Assistant Professor	Ketchikan	FT		United Academics BU	28.3%	63,336	17,924	81,260	44,299
526552	Student Svcs Technician 2	Ketchikan	FT		PERS - Classified	48.6%	43,320	21,054	64,374	35,093

Personal Services Expenditure Detail
University of Alaska

Component: Ketchikan Campus (765)
RDU: University of Alaska Southeast (237)
Notes:
1. If a position is split, an asterisk (*) will appear in the Split/Count column. If the split position is also counted in the component, two asterisks (**) will appear in the column.
2. "Pool" PCN refers to UA temporary positions, such as adjunct faculty; student employees; and other non-permanent staff. Multiple incumbents may share the same labor pool position number

PCN	Job Class Title	Location	Time Status	Split/ Count	Employee Class	Benefit Rate	Annual Budgeted Salary	Annual Benefits	Total Costs	UGF Estimate
527200	Crafts & Trades I (CT1)	Ketchikan	FT		AHECTE- Labor Trades & Crafts	47.2%	59,953	28,298	88,251	48,110
640019	Administrative Management 2	Ketchikan	FT	*	APT - Exempt Employees	38.5%	12,520	4,820	17,340	9,453
Pool	Adjunct Facilty	Ketchikan	PT		Non-Represented Adjunct Faculty	0.0%	48,658	4,358	53,016	28,902
Pool	Adjunct Facilty	Ketchikan	PT		UNAD Adjunct Faculty	0.0%	156,773	14,003	170,776	93,098
Pool	UA Labor Pool	Ketchikan	PT		Labor Pool	0.0%	476,976		476,976	254,707
					Total Position Costs		2,675,393	741,307	3,416,700	1,849,463

Full Time Positions:	32
Part Time Positions:	4
Positions in Component:	**36**

Federal Receipts (1002)	59,192
General Fund Receipts (1004)	1,849,463
Interagency Receipts (1007)	30,933
University Receipts (1048)	1,476,814
UA Intra-agency Transfers (1174)	297
UA Funding	**3,416,700**

State of Alaska
FY2024 Governor's Operating Budget

University of Alaska
Sitka Campus
Component Budget Summary

Component: Sitka Campus

Contribution to Department's Mission

The Sitka Campus is an integral part of regional programs offered by the University of Alaska Southeast and is recognized as the lead UAS campus for healthcare workforce training and community outreach. Signifying a commitment to the success of Alaska Native students with an emphasis in support and retention of students especially in the rural areas, the Sitka campus provides accessible, quality postsecondary academic, vocational, and continuing education opportunities with integrated student support services throughout the region and the state.

Core Services

- Sitka is a community campus of the University of Alaska Southeast and as such is accredited by the Northwest Commission on Colleges and Universities.
- Sitka offers postsecondary academic and workforce training programs. Unique offerings from the Sitka campus include the Applied Fisheries, Medical Assisting, and the Health Information Management online programs. Sitka is the statewide leader in Aquaculture and Mariculture education. The Medical Assisting program is a nationally-accredited program with outreach to rural campuses across the state. The Health Information Management AAS is the only nationally accredited program in the UA system.
- Sitka prepares students for transfer to four-year institutions through local, hybrid, and online course delivery, offers programs and courses in response to local community needs, and provides occupational endorsements (OE), certificates and associate degrees in relevant workforce training programs, as well as general education.
- Sitka is the region's leader in health-related and patient care programs offering, a unique variety of courses, many by distance, appealing to a diverse cross-section of Alaskans.
- Sitka has active partnerships with Mt. Edgecumbe High School, the Sitka School District, and the Alaska Public Safety Academy providing dual enrollment opportunities and preparing students for employment through the Welding OE, the Construction Technology OE, and the Law Enforcement OE.
- Sitka supports a wide variety of student services that include tutoring, academic advising, testing center, and mindful learning resource services for students both on campus and online.

Major Component Accomplishments in 2022

See University of Alaska Southeast Results Delivery Unit.

Key Component Challenges

See University of Alaska Southeast Results Delivery Unit.

Significant Changes in Results to be Delivered in FY2024

See University of Alaska Southeast Results Delivery Unit.

Statutory and Regulatory Authority

No statutes and regulations.

Contact Information

Contact: Michelle Rizk, Vice President, University Relations
Phone: (907) 450-8187
E-mail: marizk@alaska.edu

Sitka Campus
Personal Services Information

Authorized Positions	FY2023 Management Plan	FY2024 Governor	Personal Services Costs	
			Annual Salaries	0
Full-time	35	35	Premium Pay	0
Part-time	3	3	Annual Benefits	0
Nonpermanent	0	0	*Less % Vacancy Factor*	()
			Lump Sum Premium Pay	0
Totals	**38**	**38**	**Total Personal Services**	

Position Classification Summary

Job Class Title	Anchorage	Fairbanks	Juneau	Others	Total
No personal services.					
Totals	**0**	**0**	**0**	**0**	**0**

Component Detail All Funds
University of Alaska

Component: Sitka Campus (764) Non-Formula Component
RDU: University of Alaska Southeast (237)

	FY2022 Actuals	FY2023 Conference Committee	FY2023 Authorized	FY2023 Management Plan	FY2024 Governor	FY2023 Management Plan vs FY2024 Governor	
71000 Personal Services	3,247.3	3,569.4	3,569.4	3,889.6	4,020.6	131.0	3.4%
72000 Travel	59.6	105.0	105.0	373.5	373.5	0.0	0.0%
73000 Services	1,549.0	2,572.2	2,572.2	2,741.4	991.4	-1,750.0	-63.8%
74000 Commodities	175.1	993.7	993.7	1,462.4	1,462.4	0.0	0.0%
75000 Capital Outlay	69.3	0.0	0.0	500.0	500.0	0.0	0.0%
77000 Grants, Benefits	60.1	63.5	63.5	61.5	61.5	0.0	0.0%
78000 Miscellaneous	0.0	0.0	0.0	0.0	0.0	0.0	0.0%
Totals	**5,160.4**	**7,303.8**	**7,303.8**	**9,028.4**	**7,409.4**	**-1,619.0**	**-17.9%**
Fund Sources:							
1002 Fed Rcpts (Fed)	516.3	1,480.1	1,480.1	1,480.1	1,480.1	0.0	0.0%
1004 Gen Fund (UGF)	1,935.3	2,274.1	2,274.1	3,876.9	2,239.5	-1,637.4	-42.2%
1007 I/A Rcpts (Other)	102.7	179.6	179.6	179.6	179.6	0.0	0.0%
1048 Univ Rcpt (DGF)	1,941.9	3,258.0	3,258.0	3,258.0	3,276.4	18.4	0.6%
1151 VoTech Ed (DGF)	99.7	64.5	64.5	186.3	186.3	0.0	0.0%
1174 UA I/A (Other)	564.5	47.5	47.5	47.5	47.5	0.0	0.0%
Unrestricted General (UGF)	**1,935.3**	**2,274.1**	**2,274.1**	**3,876.9**	**2,239.5**	**-1,637.4**	**-42.2%**
Designated General (DGF)	**2,041.6**	**3,322.5**	**3,322.5**	**3,444.3**	**3,462.7**	**18.4**	**0.5%**
Other Funds	**667.2**	**227.1**	**227.1**	**227.1**	**227.1**	**0.0**	**0.0%**
Federal Funds	**516.3**	**1,480.1**	**1,480.1**	**1,480.1**	**1,480.1**	**0.0**	**0.0%**
Positions:							
Permanent Full Time	35	35	35	35	35	0	0.0%
Permanent Part Time	3	3	3	3	3	0	0.0%
Non Permanent	0	0	0	0	0	0	0.0%

Component: Sitka Campus (764)
RDU: University of Alaska Southeast (237)

Scenario/Change Record Title	Trans Type	Totals	Personal Services	Travel	Services	Commodities	Capital Outlay	Grants, Benefits	Miscellaneous	Positions PFT	Positions PPT	Positions NP
********** Changes From FY2023 Conference Committee To FY2023 Authorized **********												
FY2023 Conference Committee	ConfCom	7,303.8	3,569.4	105.0	2,572.2	993.7	0.0	63.5	0.0	35	3	0
1002 Fed Rcpts	1,480.1											
1004 Gen Fund	2,274.1											
1007 I/A Rcpts	179.6											
1048 Univ Rcpt	3,258.0											
1151 VoTech Ed	64.5											
1174 UA I/A	47.5											
	Subtotal	**7,303.8**	**3,569.4**	**105.0**	**2,572.2**	**993.7**	**0.0**	**63.5**	**0.0**	**35**	**3**	**0**
********** Changes From FY2023 Authorized To FY2023 Management Plan **********												
Transfer Authority to Distribute Economic Development Research Program Funding	Trin	1,750.0	0.0	0.0	1,750.0	0.0	0.0	0.0	0.0	0	0	0
1004 Gen Fund	1,750.0											

Distribution of the following University of Alaska economic development research projects:
$10,000.0 University of Alaska Drone Programs
$5,000.0 Heavy Oil Recovery Method Research and Development
$7,800.0 Critical Minerals and Rare Earth Elements Research and Development
$7,000.0 Mariculture Research and Development

To the following allocations:
($29,800.0) - Budget Reductions/Additions - Systemwide
$1,750.0 - Anchorage Campus
$25,800.0 - Fairbanks Campus
$500.0 - Ketchikan Campus
$1,750.0 - Sitka Campus

Align Authority with Anticipated Expenditures	LIT	0.0	293.3	268.5	-1,528.5	468.7	500.0	-2.0	0.0	0	0	0

Transfers between expenditure categories that University of Alaska management and the Board of Regents have deemed necessary to accurately reflect expenditure levels for FY2023.

Transfer Technical Vocational Education Program Funds to Align with Distributions	Trin	121.8	0.0	0.0	121.8	0.0	0.0	0.0	0.0	0	0	0
1151 VoTech Ed	121.8											

Transfers between allocations to reallocate Vocational Technical funding to FY2023 programs approved by the University of Alaska Workforce Development Committee.

Component: Sitka Campus (764)
RDU: University of Alaska Southeast (237)

Scenario/Change Record Title	Trans Type	Totals	Personal Services	Travel	Services	Commodities	Capital Outlay	Grants, Benefits	Miscellaneous	Positions PFT	Positions PPT	Positions NP
($954.2) - Budget Reductions/Additions - Systemwide												
$158.5 - Systemwide Services												
$185.9 - Anchorage Campus												
$71.8 - Kenai Peninsula College												
($41.5) - Kodiak College												
$53.2 - Matanuska-Susitna College												
($6.3) - Prince William Sound College												
$88.6 - Bristol Bay Campus												
$83.2 - Fairbanks Campus												
$47.3 - Interior Alaska Campus												
($374.0) - Kuskokwim Campus												
($5.6) - Northwest Campus												
$480.7 - University of Alaska Fairbanks Community and Technical College												
$56.8 - Juneau Campus												
$33.8 - Ketchikan Campus												
$121.8 - Sitka Campus												
University of Alaska FY2023 Transfer to Budget Reductions/Additions												
	Trout	-2,274.1	0.0	0.0	-2,274.1	0.0	0.0	0.0	0.0	0	0	0
1004 Gen Fund		-2,274.1										

Transfer FY2023 conference committee unrestricted general funds from all components to budget reductions/additions. Funds will be redistributed to adjust for the impact of the multiple years of budget reductions.

$288,941.1 - Budget Reductions/Additions - Systemwide
($6,458.9) - Systemwide Services
($4,896.1) - Office of Information Technology
($88,610.2) - Anchorage Campus
($959.6) - Small Business Development Center
($6,430.5) - Kenai Peninsula College
($2,351.3) - Kodiak College
($4,682.3) - Matanuska-Susitna College
($2,725.9) - Prince William Sound College
($129,336.8) - Fairbanks Campus
($1,145.0) - Bristol Bay College
($640.4) - Chukchi Campus
($4,843.7) - College of Rural and Community Development
($1,360.0) - Interior Alaska Campus
($2,451.3) - Kuskokwim Campus
($1,221.2) - Northwest Campus
($4,941.9) - University of Alaska Fairbanks Community and Technical college

Component: Sitka Campus (764)
RDU: University of Alaska Southeast (237)

Scenario/Change Record Title	Trans Type	Totals	Personal Services	Travel	Services	Commodities	Capital Outlay	Grants, Benefits	Miscellaneous	Positions PFT	Positions PPT	Positions NP
($21,712.1) - Juneau Campus												
($1,899.8) - Ketchikan Campus												
($2,274.1) - Sitka Campus												
University of Alaska FY2023 Distribution of Base State Funds												
	Trin	1,935.3	0.0	0.0	1,935.3	0.0	0.0	0.0	0.0	0	0	0
1004 Gen Fund	1,935.3											

Redistribute unrestricted general funds from budget reductions/additions to all components. Represents the resetting impact of the multi-year budget reductions and the limitations imposed given the dual appropriation. FY2023 increases for compensation, fixed costs, and programs are recorded in separate change records.

($272,733.5) - Budget Reductions/Additions - Systemwide
$8,994.9 - Systemwide Services
$5,570.3 - Office of Information Technology
$83,768.7 - Anchorage Campus
$959.6 - Small Business Development Center
$6,289.1 - Kenai Peninsula College
$2,303.3 - Kodiak College
$4,568.7 - Matanuska-Susitna College
$2,666.7 - Prince William Sound College
$120,838.3 - Fairbanks Campus
$1,100.3 - Bristol Bay College
$607.8 - Chukchi Campus
$4,786.3 - College of Rural and Community Development
$1,294.5 - Interior Alaska Campus
$2,324.6 - Kuskokwim Campus
$1,161.7 - Northwest Campus
$4,884.3 - University of Alaska Fairbanks Community and Technical college
$17,076.2 - Juneau Campus
$1,602.9 - Ketchikan Campus
$1,935.3 - Sitka Campus

University of Alaska Compensation Increases												
	Trin	26.9	26.9	0.0	0.0	0.0	0.0	0.0	0.0	0	0	0
1004 Gen Fund	26.9											

Distribute funding for compensation increases to the following employee groups: University of Alaska non-union staff, Fairbanks Firefighters Association union, and Alaska Higher Education Crafts and Trades Employees (local 6070) union.

($4,357.6) - Budget Reductions/Additions - Systemwide
$346.6 - Systemwide Services

Component: Sitka Campus (764)
RDU: University of Alaska Southeast (237)

Scenario/Change Record Title	Trans Type	Totals	Personal Services	Travel	Services	Commodities	Capital Outlay	Grants, Benefits	Miscellaneous	Positions PFT	Positions PPT	Positions NP
$127.7 - Office of Information Technology												
$1,364.5 - Anchorage Campus												
$78.1 - Kenai Peninsula College												
$24.2 - Kodiak College												
$63.5 - Matanuska-Susitna College												
$47.3 - Prince William Sound College												
$1,800.9 - Fairbanks Campus												
$14.4 - Bristol Bay College												
$10.3 - Chukchi Campus												
$43.8 - College of Rural and Community Development												
$16.8 - Interior Alaska Campus												
$37.3 - Kuskokwim Campus												
$17.5 - Northwest Campus												
$48.0 - University of Alaska Fairbanks Community and Technical college												
$257.6 - Juneau Campus												
$32.2 - Ketchikan Campus												
$26.9 - Sitka Campus												
University of Alaska Community Campuses Fixed Cost Increases												
	Trin	164.7	0.0	0.0	164.7	0.0	0.0	0.0	0.0	0	0	0
1004 Gen Fund		164.7										
Reallocate unrestricted general funds from main campuses to community campuses to off-set fixed cost increases. This distribution is necessary to preserve community campus funding as intended by the legislature.												
($135.0) - Systemwide Services												
($101.1) - Anchorage Campus												
$47.7 - Kenai Peninsula College												
$21.9 - Kodiak College												
$26.5 - Matanuska-Susitna College												
$5.0 - Prince William Sound College												
($32.1) - Fairbanks Campus												
$7.3 - Bristol Bay College												
$2.0 - Chukchi Campus												
$9.1 - Interior Alaska Campus												
$8.0 - Kuskokwim Campus												
$5.7 - Northwest Campus												
($169.0) - Juneau Campus												
$139.3 - Ketchikan Campus												
$164.7 - Sitka Campus												
	Subtotal	**9,028.4**	**3,889.6**	**373.5**	**2,741.4**	**1,462.4**	**500.0**	**61.5**	**0.0**	**35**	**3**	**0**

Change Record Detail - Multiple Scenarios with Descriptions
University of Alaska

Component: Sitka Campus (764)
RDU: University of Alaska Southeast (237)

Scenario/Change Record Title	Trans Type	Totals	Personal Services	Travel	Services	Commodities	Capital Outlay	Grants, Benefits	Miscellaneous	Positions PFT	Positions PPT	Positions NP
********** Changes From FY2023 Management Plan To FY2024 Governor **********												
University of Alaska Compensation Increases – Staff, Faculty, and Firefighters												
	SalAdj	131.0	131.0	0.0	0.0	0.0	0.0	0.0	0.0	0	0	0
1004 Gen Fund		112.6										
1048 Univ Rcpt		18.4										

In accordance with the University of Alaska's mission, the University of Alaska is committed to providing a competitive total compensation package, including salary and benefits, that will attract, retain, and reward high-performing employees who share a passion for higher education. The University of Alaska strives to make employee compensation performance-based, competitive to institutions with similar missions, and commensurate with the individual's level of responsibility.

In FY2023, the University of Alaska was able to pay a two percent salary adjustment for all non-union staff, union-represented firefighters, and Local 6070 employees. The FY2024 request includes a 2.75 percent wage increase for staff and firefighters. Except for a market adjustment in FY2020, there has only been one across-the-board increase of one percent, for staff and firefighters, in the five prior years.

The University of Alaska and the United Academics faculty union (UNAC) reached a tentative agreement (TA) on a three-year contract that increases faculty pay by three percent in FY2023, 2.75 percent in FY2024, and 2.5 percent in FY2025. The TA is pending approval by the University of Alaska Board of Regents and the State Department of Administration, and ratification by the United Academics bargaining unit members. The FY2024 request includes a 2.75 percent wage increase for UNAC.

The University of Alaska and the United Academic Adjuncts faculty union (UNAD) reached a tentative agreement (TA) on a two-year contract that increases adjunct faculty pay for semester credit hour minimums by three percent in FY2023 and 2.75 percent in FY2024. The TA is pending approval by the University of Alaska Board of Regents and the State Department of Administration, and ratification by the adjunct bargaining unit members. The FY2024 request includes a 2.75 percent pay increase for UNAD.

The University of Alaska Pension Plan wage base shall increase from $42 thousand to $52 thousand effective the first full pay period after July 1, 2023. This change is estimated to cost $2,500.0.

In FY2024, the University of Alaska will renew its medical (including dental and vision) plan at a higher rate. Parental leave (five days) will be added to the benefits package and life insurance employer-paid benefit plan coverage will increase from $50.0 to $100.0. This request includes $2,300.0 for health benefits increase expected in FY2024.

Reverse Multi-Year Economic Development Research Program Funding												
	OTI	-1,750.0	0.0	0.0	-1,750.0	0.0	0.0	0.0	0.0	0	0	0
1004 Gen Fund		-1,750.0										

Reverse multi-year economic development research program funding.

	Totals	**7,409.4**	**4,020.6**	**373.5**	**991.4**	**1,462.4**	**500.0**	**61.5**	**0.0**	**35**	**3**	**0**

Personal Services Expenditure Detail
University of Alaska

Component: Sitka Campus (764)
RDU: University of Alaska Southeast (237)
Notes:
1. If a position is split, an asterisk (*) will appear in the Split/Count column. If the split position is also counted in the component, two asterisks (**) will appear in the column.
2. "Pool" PCN refers to UA temporary positions, such as adjunct faculty; student employees; and other non-permanent staff. Multiple incumbents may share the same labor pool position number

PCN	Job Class Title	Location	Time Status	Split/ Count	Employee Class	Benefit Rate	Annual Budgeted Salary	Annual Benefits	Total Costs	UGF Estimate
640004	IS Ops Technician 2	Sitka	PT		PERS - Classified	48.6%	21,021	10,216	31,237	15,544
640010	Director (Admin)	Sitka	FT		Officer	24.6%	134,452	33,075	167,527	83,362
640012	Admin Specialist 1	Sitka	FT		PERS - Classified	48.6%	47,345	23,010	70,355	35,009
640014	Fiscal Technician 3	Sitka	FT		PERS - Classified	48.6%	46,450	22,575	69,025	34,347
640016	Student Svcs Professional 3	Sitka	FT		APT - Exempt Employees	38.5%	55,544	21,384	76,928	38,280
640019	Administrative Management 2	Sitka	FT	**	APT - Exempt Employees	38.5%	70,945	27,314	98,259	48,894
640022	Assistant Professor	Sitka	FT		United Academics BU	28.3%	63,367	17,933	81,300	40,455
640032	Admin Specialist 2	Sitka	FT		PERS - Classified	48.6%	50,773	24,676	75,449	37,543
640033	Student Svcs Professional 2	Sitka	FT		PERS - Classified	48.6%	50,773	24,676	75,449	47,658
640037	Crafts & Trades I (CT1)	Sitka	FT		AHECTE- Labor Trades & Crafts	47.2%	54,160	25,564	79,724	39,671
640040	Student Svcs Professional 2	Sitka	FT		PERS - Classified	48.6%	53,862	26,177	80,039	39,828
640041	Assistant Professor	Sitka	FT		United Academics BU	28.3%	62,993	17,827	80,820	51,050
640043	Assistant Professor	Sitka	PT		United Academics BU	28.3%	62,993	17,827	80,820	40,216
640056	Student Svcs Technician 3	Sitka	FT		PERS - Classified	48.6%	46,451	22,575	69,026	34,348
640057	Fiscal Technician 3	Sitka	FT		PERS - Classified	48.6%	46,450	22,575	69,025	34,347
640059	Assistant Professor	Sitka	FT		United Academics BU	28.3%	78,780	22,295	101,075	50,295
640060	Assistant Professor	Sitka	FT		United Academics BU	28.3%	66,347	18,776	85,123	42,357
640063	Associate Professor	Sitka	FT		United Academics BU	28.3%	69,309	19,614	88,923	44,248
640064	Assistant Professor	Sitka	FT		United Academics BU	28.3%	62,400	17,659	80,059	39,838
640067	Assistant Professor	Sitka	FT		United Academics BU	28.3%	74,334	21,037	95,371	47,457
640069	Student Svcs Professional 2	Sitka	FT		PERS - Classified	48.6%	50,773	24,676	75,449	47,658
640073	Research Professional 3	Sitka	FT		APT - Exempt Employees	38.5%	48,902	18,827	67,729	42,782
640074	Student Svcs Professional 2	Sitka	FT		PERS - Classified	48.6%	50,773	24,676	75,449	47,658
640079	Assistant Professor	Sitka	FT		United Academics BU	28.3%	65,520	18,542	84,062	41,829
640082	Associate Professor	Sitka	FT		United Academics BU	28.3%	96,967	27,442	124,409	61,906
640100	Associate Professor	Sitka	FT		United Academics BU	28.3%	71,308	20,180	91,488	50,430
640103	Student Svcs Professional 2	Sitka	PT		PERS - Classified	48.6%	52,818	25,670	78,488	39,056
640106	Professor	Sitka	FT		United Academics BU	28.3%	100	-	100	-
640112	Instructional Designer 3	Sitka	FT		APT - Exempt Employees	38.5%	60,101	23,139	83,240	41,420
640115	Professor	Sitka	FT		United Academics BU	28.3%	67,908	19,218	87,126	43,354
640119	Associate Professor	Sitka	FT		United Academics BU	28.3%	83,351	23,588	106,939	53,213
640124	Associate Professor	Sitka	FT		United Academics BU	28.3%	94,146	26,643	120,789	60,105
640200	Associate Professor	Sitka	FT		United Academics BU	28.3%	100	-	100	-
640201	Professor	Sitka	FT		United Academics BU	28.3%	87,360	24,723	112,083	55,773
640221	Fac Svcs-MO&U Supervisor 4	Sitka	FT		APT - Exempt Employees	38.5%	63,169	24,320	87,489	43,535

Personal Services Expenditure Detail
University of Alaska

Component: Sitka Campus (764)
RDU: University of Alaska Southeast (237)
Notes:
1. If a position is split, an asterisk (*) will appear in the Split/Count column. If the split position is also counted in the component, two asterisks (**) will appear in the column.
2. "Pool" PCN refers to UA temporary positions, such as adjunct faculty; student employees; and other non-permanent staff. Multiple incumbents may share the same labor pool position number

PCN	Job Class Title	Location	Time Status	Split/ Count	Employee Class	Benefit Rate	Annual Budgeted Salary	Annual Benefits	Total Costs	UGF Estimate
640301	Admin Specialist 3	Sitka	FT		APT - Exempt Employees	38.5%	65,746	25,312	91,058	45,311
649232	Administrative Professional 2	Sitka	FT		APT - Exempt Employees	38.5%	100	-	100	-
649234	Student Svcs Professional 3	Sitka	FT		APT - Exempt Employees	38.5%	59,548	22,926	82,474	41,039
Pool	Adjunct Facilty	Sitka	PT		Non-Represented Adjunct Faculty	0.0%	69,575	6,218	75,793	37,715
Pool	Adjunct Facilty	Sitka	PT		UNAD Adjunct Faculty	0.0%	167,586	14,969	182,555	90,840
Pool	UA Labor Pool	Sitka	PT		Labor Pool	0.0%	607,147		607,147	320,515
					Total Position Costs		3,081,747	807,853	3,889,600	2,008,882

Full Time Positions:	35
Part Time Positions:	3
Positions in Component:	**38**

Federal Receipts (1002)	202,122
General Fund Receipts (1004)	2,008,882
Interagency Receipts (1007)	89,878
University Receipts (1048)	1,588,484
UA Intra-agency Transfers (1174)	234
UA Funding	**3,889,600**