

State of Alaska FY2025 Governor's Operating Budget

Department of Commerce, Community, and Economic Development Investments RDU/Component Budget Summary

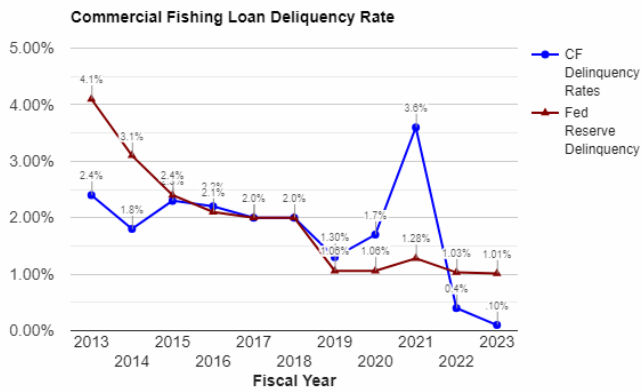
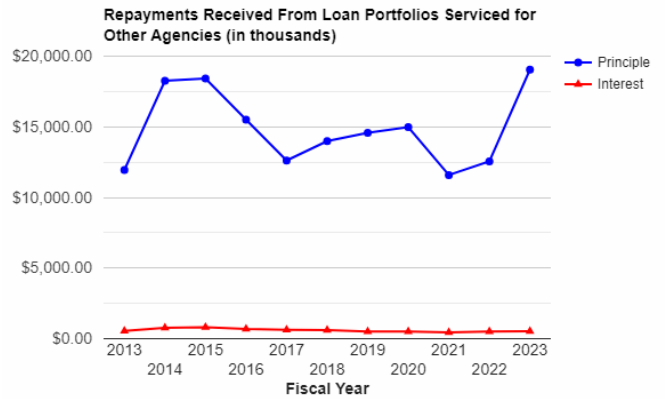
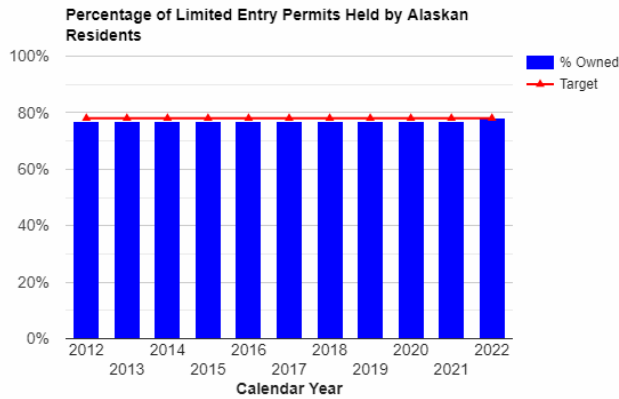
RDU/Component: Investments

Contribution to Department's Mission

Promote economic development opportunities.

Results

(Additional performance information is available on the web at <https://omb.alaska.gov/results>.)



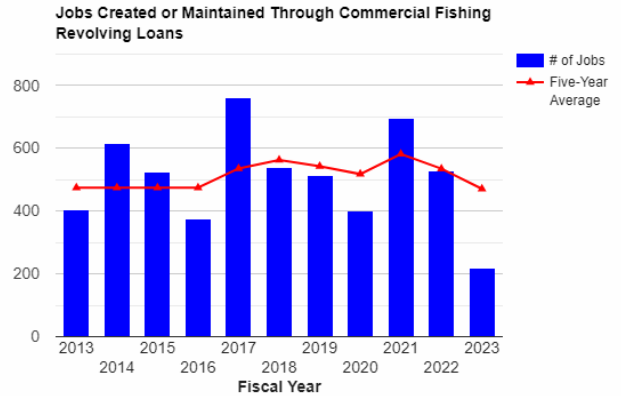
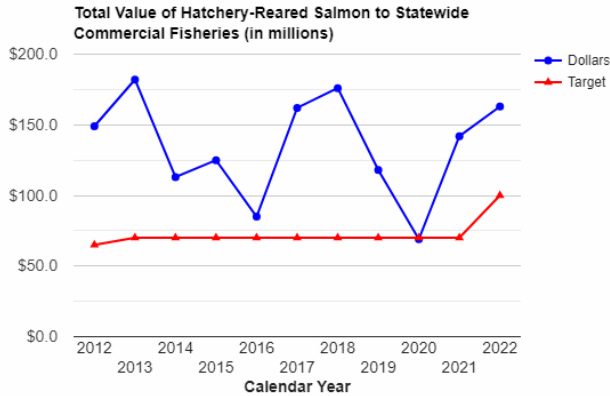
Core Services

- Business Financing
- Inter-Agency Services
- Financial Management

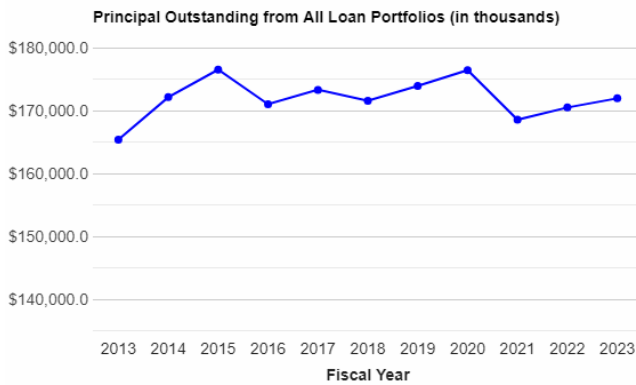
Measures by Core Service

(Additional performance information is available on the web at <https://omb.alaska.gov/results>.)

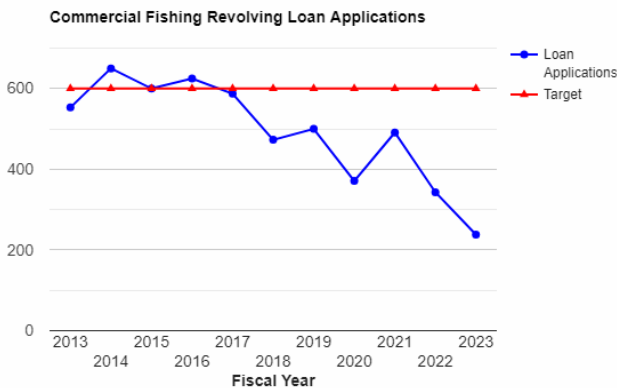
1. Business Financing



2. Inter-Agency Services



3. Financial Management



Major Component Accomplishments in 2023

- Provided patient capital to stimulate business development, job creation, and resident ownership through direct state loan origination on 162 loans and pre-qualifications totaling \$31.7million across nine revolving loan funds.
- Serviced 1,563 loans while maintaining delinquency rates less than the national average for commercial and industrial loans.
- 308 jobs were created or retained through new loan requests, assumptions, and extensions.
- Provided efficient loan servicing in portfolios for the Alaska Industrial Development and Export Authority and the

Division of Community and Regional Affairs.

- Conducted outreach efforts in commercial fishing communities across Alaska to provide training, counseling, and informational materials to solve “greying of the fleet” issues and attract the next generation of residents to Alaska’s aging commercial fishing fleet.
- Salmon Enhancement Tax Distribution Program – Distributed \$8.2 million in enhancement tax proceeds across seven qualified regional aquaculture associations.
- Regional Seafood Development Association (RSDA) Distribution Program – Distributed \$4.1 million in seafood development tax proceeds to two RSDAs.
- Salmon hatcheries supported by the Fishery Enhancement Revolving Loan Fund contributed \$163 million in ex-vessel value to commercial fishermen, comprising 25 percent of the total harvest.
- Assisted 41 resident Alaskans to enter new fisheries to promote a predominately resident commercial fishing fleet.

Key Component Challenges

The Alaska commercial fishing industry continues to experience regional biological and economic volatility. The most recent salmon season once again has seen a sharp decrease in the salmon market on all species that has created profound economic distress to citizens and communities dependent on commercial fishing for a livelihood. Other variables include international competition, work force and market stability, international monetary fluctuations, resource allocation issues, farmed fish resurgence, and stock abundance issues.

The Commercial Fishing Revolving Loan Fund (CFRLF) and Fisheries Enhancement Revolving Loan Fund (FERLF) are the largest programs and continue to be the source of most revenue to the component. These funds are key components to keeping Alaska’s fisheries healthy and the fleet predominately resident. However, a crash in the salmon market in 2023 continues to present challenges for sectors of the resident fleet. The division works closely with borrowers and focuses on being responsive to industry needs. The division expects continued challenges as it works to address the needs of individual harvesters and salmon hatcheries that are experiencing financial difficulties, while protecting the state’s investment. The funds have a well-established capital base that will allow for absorption of economic shocks while maintaining a sustained loan demand to provide industry stability.

Alaska’s commercial fishing industry is a significant part of Alaska’s economy, and the seafood industry is a valuable renewable resource. The industry creates meaningful, long-term employment and provides much-needed economic diversification. The division will continue to devote resources to assist the commercial fishing industry during these turbulent times. The division has been coordinating with other state agencies, industry groups, and stakeholders to provide information and education on the opportunities available through state loan programs.

Employment opportunities in rural Alaska are less than in urban areas, and scarce in many parts of the state. The division, through its programs, is tasked with helping to create long-term meaningful employment for Alaskans through facilitating the startup and expansion of small and micro businesses. Rural Alaska has unique challenges, and the division continues to devote resources to promoting greater awareness of the available programs through partnerships with economic development organizations, regional entities, and private sector lenders. Part of this challenge is to also promote small business enterprise and entrepreneurial education through these partnerships.

Significant Changes in Results to be Delivered in FY2025

No significant changes are anticipated.

Statutory and Regulatory Authority

AS 16.10.300 -.370	Commercial Fishing Loan Act
AS 16.10.500 -.560	Fisheries Enhancement Loan Program
AS 26.15.010 -.170	Veterans’ Loans
AS 27.09.010 -.060	Mining Loan Fund
AS 44.29.210 -.230	Alcoholism and Drug Abuse Revolving Loan Fund
AS 44.33	Department of Commerce, Community, and Economic Development
AS 44.33.020	Duties of the Department
AS 44.33.240 -.275	Child Care Facility Revolving Loan Fund

AS 44.33.650 - 690	Alaska Capstone Avionics Revolving Loan Fund
AS 44.33.700 -.790	Rural Development
AS 44.88.400 -.430	Small Business Economic Development Revolving Loan Fund
AS 44.88.600 -.900	Rural Development Initiative Fund
AS 45.81.100 -.190	Tourism Revolving Loan Fund
AS 45.81.200 -.290	Small Business Loan Program
AS 45.88.010 -.050	Alternative Energy Revolving Loan Fund
AS 45.88.100 -.190	Residential Energy Conservation Fund
AS 45.98.010 -.070	Historical District Revolving Loan Fund
3 AAC 41.010 -.900	Veteran's Loan Assumptions
3 AAC 77.010 -.900	Reposessed Property
3 AAC 78.010 -.900	Alternative Energy Loan Act
3 AAC 79.010 -.900	Residential Energy Conservation Loans
3 AAC 80.010 -.900	Commercial Fishing Loans
3 AAC 82.010 -.900	Child Care Facility Loan Fund
3 AAC 83.010 -.900	Historical District Loans
3 AAC 84.010 -.900	Tourist Industry Loan Assumptions Alaska (Repealed)
3 AAC 86.010 -.900	Small Business Loan Assumptions
3 AAC 87.010 -.900	Mining Loans
3 AAC 89.010 -.900	Fisheries Enhancement Tax Appropriations
3 AAC 99.800 -.820	Small Business Economic Development Loan Program
3 AAC 170.010 -.900	Rural Development Initiative Fund

Contact Information
<p>Contact: Jim Andersen, Division Director Phone: (907) 465-2510 E-mail: jim.andersen@alaska.gov</p>

Investments Personal Services Information				
Authorized Positions			Personal Services Costs	
	FY2024 Management Plan	FY2025 Governor		
Full-time	37	37	Annual Salaries	2,591,866
Part-time	0	0	COLA	109,614
Nonpermanent	0	0	Premium Pay	0
			Annual Benefits	1,757,414
			<i>Less 4.80% Vacancy Factor</i>	(214,094)
			Lump Sum Premium Pay	0
Totals	37	37	Total Personal Services	4,244,800

Position Classification Summary					
Job Class Title	Anchorage	Fairbanks	Juneau	Others	Total
Accountant 3	0	0	1	0	1
Accountant 4	0	0	1	0	1
Accounting Technician 1	0	0	2	0	2
Accounting Technician 2	0	0	3	0	3
Accounting Technician 3	0	0	3	0	3
Administrative Assistant 2	0	0	1	0	1
Administrative Officer 2	0	0	1	0	1
Division Director - Px	1	0	0	0	1
Division Operations Manager	0	0	1	0	1
Loan Closer/Processor 1	0	0	1	0	1
Loan Closer/Processor 2	0	0	4	0	4
Loan Closer/Processor 3	0	0	1	0	1
Loan/Collection Manager	0	0	1	0	1
Loan/Collection Officer 1	1	0	1	0	2
Loan/Collection Officer 2	1	0	6	0	7
Loan/Collection Officer 3	1	0	2	0	3
Office Assistant 1	0	0	1	0	1
Office Assistant 2	1	0	1	0	2
Office Assistant 3	0	0	1	0	1
Totals	5	0	32	0	37

Component Detail All Funds
Department of Commerce, Community, and Economic Development

Component: Investments (383)
RDU: Investments (122)

Non-Formula Component

	FY2023 Actuals	FY2024 Enrolled	FY2024 Authorized	FY2024 Management Plan	FY2025 Governor Adjusted Base	FY2025 Governor	FY2024 Management Plan vs FY2025 Governor	
1000 Personal Services	3,282.0	4,237.2	4,237.2	4,080.7	4,244.8	4,244.8	164.1	4.0%
2000 Travel	13.9	41.1	41.1	47.6	47.6	47.6	0.0	0.0%
3000 Services	885.4	1,231.0	1,231.0	1,381.0	1,381.0	1,381.0	0.0	0.0%
4000 Commodities	31.0	105.0	105.0	105.0	105.0	105.0	0.0	0.0%
5000 Capital Outlay	25.0	14.2	14.2	14.2	14.2	14.2	0.0	0.0%
7000 Grants, Benefits	10,000.0	0.0	0.0	0.0	0.0	0.0	0.0	0.0%
8000 Miscellaneous	0.0	0.0	0.0	0.0	0.0	0.0	0.0	0.0%
Totals	14,237.3	5,628.5	5,628.5	5,628.5	5,792.6	5,792.6	164.1	2.9%
Fund Sources:								
1036 Cm Fish Ln (DGF)	3,573.5	4,725.4	4,725.4	4,725.4	4,863.3	4,863.3	137.9	2.9%
1070 Fish En Ln (DGF)	490.7	667.9	667.9	667.9	687.5	687.5	19.6	2.9%
1074 Bulk Fuel (DGF)	44.2	60.4	60.4	60.4	62.1	62.1	1.7	2.8%
1164 RDIF (DGF)	46.7	63.4	63.4	63.4	65.2	65.2	1.8	2.8%
1170 SmBusEDRLF (DGF)	44.2	60.1	60.1	60.1	61.8	61.8	1.7	2.8%
1223 CharterRLF (DGF)	15.3	20.4	20.4	20.4	21.0	21.0	0.6	2.9%
1224 MariculRLF (DGF)	15.3	20.7	20.7	20.7	21.3	21.3	0.6	2.9%
1227 MicroRLF (DGF)	7.4	10.2	10.2	10.2	10.4	10.4	0.2	2.0%
1265 COVID Fed (Fed)	10,000.0	0.0	0.0	0.0	0.0	0.0	0.0	0.0%
Unrestricted General (UGF)	0.0	0.0	0.0	0.0	0.0	0.0	0.0	0.0%
Designated General (DGF)	4,237.3	5,628.5	5,628.5	5,628.5	5,792.6	5,792.6	164.1	2.9%
Other Funds	0.0	0.0	0.0	0.0	0.0	0.0	0.0	0.0%
Federal Funds	10,000.0	0.0	0.0	0.0	0.0	0.0	0.0	0.0%
Positions:								
Permanent Full Time	37	37	37	37	37	37	0	0.0%
Permanent Part Time	0	0	0	0	0	0	0	0.0%
Non Permanent	0	0	0	0	0	0	0	0.0%

Change Record Detail - Multiple Scenarios with Descriptions
Department of Commerce, Community, and Economic Development

Component: Investments (383)
RDU: Investments (122)

Scenario/Change Record Title	Trans Type	Totals	Personal Services	Travel	Services	Commodities	Capital Outlay	Grants, Benefits	Miscellaneous	Positions		NP
										PFT	PPT	
***** Changes From FY2024 Enrolled To FY2024 Authorized *****												
FY2024 Enrolled	Enrolled	5,628.5	4,237.2	41.1	1,231.0	105.0	14.2	0.0	0.0	37	0	0
1036 Cm Fish Ln		4,725.4										
1070 Fish En Ln		667.9										
1074 Bulk Fuel		60.4										
1164 RDIF		63.4										
1170		60.1										
SmBusEDRLF												
1223 CharterRLF		20.4										
1224 MariculRLF		20.7										
1227 MicroRLF		10.2										
Subtotal		5,628.5	4,237.2	41.1	1,231.0	105.0	14.2	0.0	0.0	37	0	0
***** Changes From FY2024 Authorized To FY2024 Management Plan *****												
Align Authority with Anticipated Expenditures	LIT	0.0	-156.5	6.5	150.0	0.0	0.0	0.0	0.0	0	0	0
Align authorization for anticipated travel expenditures, consistent with the FY2024 Travel Plan, and services for projected annual subscription costs for a new loan software system.												
Subtotal		5,628.5	4,080.7	47.6	1,381.0	105.0	14.2	0.0	0.0	37	0	0
***** Changes From FY2024 Management Plan To FY2025 Governor Adjusted Base *****												
FY2025 Salary, Health Insurance, and PERS Rate Adjustments	SalAdj	164.1	164.1	0.0	0.0	0.0	0.0	0.0	0.0	0	0	0
1036 Cm Fish Ln		137.9										
1070 Fish En Ln		19.6										
1074 Bulk Fuel		1.7										
1164 RDIF		1.8										
1170		1.7										
SmBusEDRLF												
1223 CharterRLF		0.6										
1224 MariculRLF		0.6										
1227 MicroRLF		0.2										
FY2025 Salary, Health Insurance, and PERS Rate Adjustments: \$164.1												
FY2025 AlaskaCare insurance from \$1,793 to \$1,908 per member per month: \$13.2												
FY2025 GGU health insurance from \$1,573.50 to \$1,579.50 per member per month: \$1.9												

Change Record Detail - Multiple Scenarios with Descriptions
Department of Commerce, Community, and Economic Development

Component: Investments (383)
RDU: Investments (122)

Scenario/Change Record Title	Trans Type	Totals	Personal Services	Travel	Services	Commodities	Capital Outlay	Grants, Benefits	Miscellaneous	Positions		NP
										PFT	PPT	
FY2025 GGU 5% Cost of Living Adjustment: \$105.8												
FY2025 PERS Rate Adjustment from 25.10% to 26.76%: \$43.2												
	Subtotal	5,792.6	4,244.8	47.6	1,381.0	105.0	14.2	0.0	0.0	37	0	0
	***** Changes From FY2025 Governor Adjusted Base To FY2025 Governor *****											
	Totals	5,792.6	4,244.8	47.6	1,381.0	105.0	14.2	0.0	0.0	37	0	0

Line Item Detail (1676)
Department of Commerce, Community, and Economic Development
Travel

Component: Investments (383)

Line Number	Line Name		FY2023 Actuals	FY2024 Management Plan	FY2025 Governor
2000	Travel		13.9	47.6	47.6
Object Class	Servicing Agency	Explanation	FY2023 Actuals	FY2024 Management Plan	FY2025 Governor
2000 Travel Detail Totals			13.9	47.6	47.6
2000	In-State Employee Travel	In-State Transportation - Transportation costs for travel relating to administration, meetings, boards and commissions.	6.8	34.1	34.1
2002	Out of State Employee Travel	Out-of-State Transportation - Transportation costs for travel relating to administration, meetings, boards and commissions.	7.1	13.5	13.5

Line Item Detail (1676)
Department of Commerce, Community, and Economic Development
Services

Component: Investments (383)

Line Number	Line Name		FY2023 Actuals	FY2024 Management Plan	FY2025 Governor
3000	Services		885.4	1,381.0	1,381.0
Object Class	Servicing Agency	Explanation	FY2023 Actuals	FY2024 Management Plan	FY2025 Governor
3000 Services Detail Totals			885.4	1,381.0	1,381.0
3000	Education Services	Training, educational conferences, agency memberships, tuition, books and fees for work-related courses.	0.4	1.0	1.0
3001	Financial Services	Accounting, auditing, management consulting, grantee monitoring, loan servicing and insurance related services.	0.8	2.0	2.0
3003	Information Technology	Information Technology - Training, consulting, equipment and software leases, licensing and maintenance. Purchase and implementation of a new loan management system.	0.0	300.0	300.0
3004	Telecommunications	Local, long distance, and cellular telephone charges, television, data/network, telecommunication equipment, and other wireless charges from outside vendors.	1.1	2.0	2.0
3006	Delivery Services	Freight, courier services, and postage.	2.2	3.0	3.0
3007	Advertising and Promotions	Advertising, promotions and legal notices.	9.8	10.0	10.0
3008	Utilities	Electricity, heating fuel, water, sewage and disposal services.	0.0	1.0	1.0
3009	Structure/Infrastructure/Land	Structure, infrastructure and land repairs, maintenance, rentals and leases.	4.3	5.0	5.0
3010	Equipment/Machinery	Machinery, furniture and equipment	1.1	3.0	3.0

Line Item Detail (1676)
Department of Commerce, Community, and Economic Development
Services

Component: Investments (383)

Object Class	Servicing Agency	Explanation	FY2023 Actuals	FY2024 Management Plan	FY2025 Governor
3000 Services Detail Totals			885.4	1,381.0	1,381.0
		purchase, repairs, maintenance, rentals, and leases.			
3011	Other Services	Other services, including printer/copy machine services, printing services, and State Travel Office fees.	2.8	5.0	5.0
3017	Inter-Agency Information Technology Non-Telecommunications	Admin - Department-wide Office of Information Technology - core services chargeback and pass-through billings for specialty licensing and other items.	110.2	130.0	130.0
3018	Inter-Agency Information Technology Telecommunications	Admin - Department-wide Office of Information Technology - Telecommunications.	12.5	15.0	15.0
3019	Inter-Agency Storage	Admin - Department-wide Storage services, including archiving records and storage supplies.	0.1	5.0	5.0
3021	Inter-Agency Mail	Admin - Department-wide Shared Services of Alaska - Pro-rated share of expenses relating to central mailroom support and services.	22.2	25.0	25.0
3022	Inter-Agency Human Resources	Admin - Department-wide Division of Personnel and Labor Relations - Human resource and personnel services.	29.5	30.0	30.0
3023	Inter-Agency Building Leases	Commerce - DCCED State Facilities Rent (2472) State-owned facility space rent: Juneau State Office Building.	42.3	85.0	85.0
3023	Inter-Agency Building Leases	Commerce - DCCED State Facilities Rent (2472) State-owned facility space rent: Atwood Building.	8.0	15.0	15.0
3023	Inter-Agency Building Leases	Commerce - DCCED State Facilities Rent (2472) State-owned facility space rent: Liny Pacillo Parking Garage.	4.5	5.0	5.0
3024	Inter-Agency Legal	Law - Department-wide Legal services.	11.3	15.0	15.0
3024	Inter-Agency Legal	Law - Department-wide Regulations review and legal services.	0.0	5.0	5.0
3026	Inter-Agency Insurance	Admin - Department-wide Division of Risk Management - Risk management insurance charges for leased buildings, repossessed	1.0	1.0	1.0

Line Item Detail (1676)
Department of Commerce, Community, and Economic Development
Services

Component: Investments (383)

Object Class	Servicing Agency	Explanation	FY2023 Actuals	FY2024 Management Plan	FY2025 Governor
3000 Services Detail Totals			885.4	1,381.0	1,381.0
		properties, public official bonds, and overhead.			
3027	Inter-Agency Financial	Admin - Department-wide			
		Division of Finance - Computer services for State accounting (IRIS), payroll (IRIS HRM), and reporting (ALDER) systems.	34.5	35.0	35.0
3028	Inter-Agency Americans with Disabilities Act Compliance	Admin - Department-wide			
		Americans with Disabilities Act (ADA) enforcement.	0.6	1.0	1.0
3037	State Equipment Fleet	Trans - Department-wide			
		State equipment fleet services.	1.5	2.0	2.0
3038	Inter-Agency Management/Consulting	Commerce - Administrative Services (1028)			
		Administrative Services support.	506.0	550.0	550.0
3038	Inter-Agency Management/Consulting	Commerce - Commissioner's Office (1027)			
		Commissioner's Office support.	78.7	130.0	130.0

Line Item Detail (1676)
Department of Commerce, Community, and Economic Development
Commodities

Component: Investments (383)

Line Number	Line Name		FY2023 Actuals	FY2024 Management Plan	FY2025 Governor
4000	Commodities		31.0	105.0	105.0
Object Class	Servicing Agency	Explanation	FY2023 Actuals	FY2024 Management Plan	FY2025 Governor
4000 Commodities Detail Totals			31.0	105.0	105.0
4000	Business	Supplies for office, library, training, and instructional needs, including small equipment, tools and subscriptions.	31.0	104.0	104.0
4011	Electrical	Electrical services.	0.0	1.0	1.0

Line Item Detail (1676)
Department of Commerce, Community, and Economic Development
Capital Outlay

Component: Investments (383)

Line Number	Line Name		FY2023 Actuals	FY2024 Management Plan	FY2025 Governor
5000	Capital Outlay		25.0	14.2	14.2
Object Class	Servicing Agency	Explanation	FY2023 Actuals	FY2024 Management Plan	FY2025 Governor
5000 Capital Outlay Detail Totals			25.0	14.2	14.2
5004	Equipment	Equipment and furniture.	25.0	14.2	14.2

Line Item Detail (1676)
Department of Commerce, Community, and Economic Development
Grants, Benefits

Component: Investments (383)

Line Number	Line Name		FY2023 Actuals	FY2024 Management Plan	FY2025 Governor
7000	Grants, Benefits		10,000.0	0.0	0.0
Object Class	Servicing Agency	Explanation	FY2023 Actuals	FY2024 Management Plan	FY2025 Governor
		7000 Grants, Benefits Detail Totals	10,000.0	0.0	0.0
7003	Sub-Recipient Pass-Through Grants	Federal receipts for the Seafood Processors Pandemic Response Relief grant program.	10,000.0	0.0	0.0

Revenue Detail (1681)

Department of Commerce, Community, and Economic Development

Component: Investments (383)

Revenue Type (OMB Fund Code) Revenue Source	Component	Comment	FY2023 Actuals	FY2024 Management Plan	FY2025 Governor
5265 COVID Fed (1265 COVID Fed)			10,000.0	0.0	0.0
5028 Federal COVID Stimulus - Miscellaneous Grants		Federal receipts for the Seafood Processors Pandemic Response Relief grant program.	10,000.0	0.0	0.0
6004 Gen Fund (1004 Gen Fund)			1.0	0.0	0.0
6047 General Fund - Miscellaneous		Fisheries election fees.	1.0	0.0	0.0

Inter-Agency Services (1682)
Department of Commerce, Community, and Economic Development

Component: Investments (383)

				FY2023 Actuals	FY2024 Management Plan	FY2025 Governor
Component Totals				862.9	1,049.0	1,049.0
With Department of Administration				210.6	242.0	242.0
With Department of Commerce, Community, and Economic Development				639.5	785.0	785.0
With Department of Law				11.3	20.0	20.0
With Department of Transportation and Public Facilities				1.5	2.0	2.0
Object Class	Servicing Agency	Explanation	FY2023 Actuals	FY2024 Management Plan	FY2025 Governor	
3017	Inter-Agency Information Technology Non-Telecommunications	Admin - Department-wide	Office of Information Technology - core services chargeback and pass-through billings for specialty licensing and other items.	110.2	130.0	130.0
3018	Inter-Agency Information Technology Telecommunications	Admin - Department-wide	Office of Information Technology - Telecommunications.	12.5	15.0	15.0
3019	Inter-Agency Storage	Admin - Department-wide	Storage services, including archiving records and storage supplies.	0.1	5.0	5.0
3021	Inter-Agency Mail	Admin - Department-wide	Shared Services of Alaska - Pro-rated share of expenses relating to central mailroom support and services.	22.2	25.0	25.0
3022	Inter-Agency Human Resources	Admin - Department-wide	Division of Personnel and Labor Relations - Human resource and personnel services.	29.5	30.0	30.0
3023	Inter-Agency Building Leases	Commerce - DCCED State Facilities Rent (2472)	State-owned facility space rent: Juneau State Office Building.	42.3	85.0	85.0
3023	Inter-Agency Building Leases	Commerce - DCCED State Facilities Rent (2472)	State-owned facility space rent: Atwood Building.	8.0	15.0	15.0
3023	Inter-Agency Building Leases	Commerce - DCCED State Facilities Rent (2472)	State-owned facility space rent: Linny Pacillo Parking Garage.	4.5	5.0	5.0
3024	Inter-Agency Legal	Law - Department-wide	Legal services.	11.3	15.0	15.0
3024	Inter-Agency Legal	Law - Department-wide	Regulations review and legal	0.0	5.0	5.0

Inter-Agency Services (1682)
Department of Commerce, Community, and Economic Development

Component: Investments (383)

Object Class		Servicing Agency	Explanation	FY2023 Actuals	FY2024 Management Plan	FY2025 Governor
3026	Inter-Agency Insurance	Admin - Department-wide	services. Division of Risk Management - Risk management insurance charges for leased buildings, repossessed properties, public official bonds, and overhead.	1.0	1.0	1.0
3027	Inter-Agency Financial	Admin - Department-wide	Division of Finance - Computer services for State accounting (IRIS), payroll (IRIS HRM), and reporting (ALDER) systems.	34.5	35.0	35.0
3028	Inter-Agency Americans with Disabilities Act Compliance	Admin - Department-wide	Americans with Disabilities Act (ADA) enforcement.	0.6	1.0	1.0
3037	State Equipment Fleet	Trans - Department-wide	State equipment fleet services.	1.5	2.0	2.0
3038	Inter-Agency Management/Consulting	Commerce - Administrative Services (1028)	Administrative Services support.	506.0	550.0	550.0
3038	Inter-Agency Management/Consulting	Commerce - Commissioner's Office (1027)	Commissioner's Office support.	78.7	130.0	130.0

Personal Services Expenditure Detail
Department of Commerce, Community, and Economic Development

Scenario: FY2025 Governor (20959)
Component: Investments (383)
RDU: Investments (122)

PCN	Job Class Title	Time Status	Retire Code	Barg Unit	Location	Salary Sched	Range / Step	Comp Months	Split / Count	Annual Salaries	COLA	Premium Pay	Annual Benefits	Total Costs	UGF Amount
08-124X	Division Director - Px	FT	A	XE	Anchorage	N00	27M	12.0		146,738	0	0	80,210	226,948	0
08-1268	Loan/Collection Officer 2	FT	A	GP	Anchorage	200	18L	12.0		86,444	6,010	0	52,827	145,281	0
08-9008	Administrative Officer 2	FT	A	SS	Juneau	205	19N	12.0		104,728	0	0	63,949	168,677	0
08-9012	Loan Closer/Processor 2	FT	A	GP	Juneau	205	12A	12.0		44,402	3,087	0	36,410	83,899	0
08-9015	Accounting Technician 2	FT	A	GP	Juneau	205	14B	12.0		52,182	3,628	0	39,448	95,258	0
08-9019	Accounting Technician 2	FT	A	GP	Juneau	205	14A	12.0		50,466	3,509	0	38,778	92,753	0
08-9021	Loan Closer/Processor 2	FT	A	GP	Juneau	205	12C / D	12.0		47,596	3,309	0	37,657	88,562	0
08-9025	Loan/Collection Officer 2	FT	A	GP	Juneau	205	18B	12.0		69,147	4,807	0	46,073	120,027	0
08-9026	Accounting Technician 1	FT	A	GP	Juneau	205	12A	12.0		44,402	3,087	0	36,410	83,899	0
08-9028	Accounting Technician 2	FT	A	GP	Juneau	205	14D	12.0		55,985	3,892	0	40,933	100,810	0
08-9036	Accounting Technician 3	FT	A	GP	Juneau	205	16B	12.0		60,138	4,181	0	42,555	106,874	0
08-9038	Loan/Collection Officer 2	FT	A	GP	Juneau	205	18D	12.0		74,003	5,145	0	47,969	127,117	0
08-9039	Accountant 3	FT	A	GP	Juneau	205	18B	12.0		69,147	4,807	0	46,073	120,027	0
08-9041	Loan/Collection Officer 2	FT	A	GP	Juneau	205	18K	12.0		87,906	6,112	0	53,398	147,416	0
08-9047	Accounting Technician 1	FT	A	GP	Juneau	205	12C / D	12.0		47,740	3,319	0	37,713	88,772	0
08-9048	Accountant 4	FT	A	SS	Juneau	205	20J	12.0		98,426	0	0	61,488	159,914	0
08-9049	Accounting Technician 3	FT	A	SS	Juneau	605	16D / E	12.0		67,993	0	0	49,604	117,597	0
08-9050	Division Operations Manager	FT	A	SS	Juneau	205	24F	12.0		124,654	0	0	71,730	196,384	0
08-9051	Administrative Assistant 2	FT	A	GP	Juneau	205	14N	12.0		73,515	5,111	0	47,778	126,404	0
08-9055	Loan Closer/Processor 2	FT	A	GP	Juneau	205	12A / B	12.0		44,609	3,101	0	36,490	84,200	0
08-9057	Office Assistant 1	FT	A	GP	Juneau	205	8C	12.0		37,148	2,583	0	33,577	73,308	0
08-9058	Loan/Collection Officer 1	FT	A	GP	Juneau	205	16A	12.0		57,974	4,031	0	41,709	103,714	0
08-9059	Loan/Collection Officer 2	FT	A	GP	Juneau	205	18A	12.0		66,788	4,643	0	45,151	116,582	0
08-9060	Loan Closer/Processor 3	FT	A	SS	Juneau	605	14A	12.0		52,790	0	0	43,667	96,457	0
08-9061	Loan/Collection Officer 3	FT	A	SS	Juneau	205	20A	12.0		80,392	0	0	54,446	134,838	0
08-9062	Loan/Collection Manager	FT	A	SS	Juneau	205	22N	12.0		127,733	0	0	72,932	200,665	0
08-9065	Office Assistant 2	FT	A	GP	Juneau	205	10A	12.0		39,410	2,740	0	34,460	76,610	0
08-9068	Office Assistant 2	FT	A	GP	Anchorage	200	10J / K	12.0		47,171	3,280	0	37,491	87,942	0
08-9069	Loan/Collection Officer 3	FT	A	SS	Anchorage	200	20L	12.0		99,923	0	0	62,073	161,996	0
08-9071	Loan Closer/Processor 2	FT	A	GP	Juneau	205	12C	12.0		47,307	3,289	0	37,544	88,140	0
08-9074	Loan/Collection Officer 3	FT	A	SS	Juneau	205	20N	12.0		111,842	0	0	66,727	178,569	0
08-9075	Office Assistant 3	FT	A	GP	Juneau	205	11A	12.0		41,925	2,915	0	35,442	80,282	0
08-9076	Accounting Technician 3	FT	A	GP	Juneau	99	16P	12.0		90,703	6,306	0	54,490	151,499	0
08-9078	Loan Closer/Processor 1	FT	A	GP	Juneau	205	10C / D	12.0		42,106	2,927	0	35,513	80,546	0
08-9079	Loan/Collection Officer 2	FT	A	GP	Juneau	205	18E	12.0		76,440	5,314	0	48,920	130,674	0
08-9083	Loan/Collection Officer 2	FT	A	GP	Juneau	205	18A	12.0		66,788	4,643	0	45,151	116,582	0
08-9086	Loan/Collection Officer 1	FT	A	GP	Anchorage	200	16A	12.0		55,205	3,838	0	40,628	99,671	0

Note: If a position is split, an asterisk (*) will appear in the Split/Count column. If the split position is also counted in the component, two asterisks (**) will appear in this column. [No valid job title] appearing in the Job Class Title indicates that the PCN has an invalid class code or invalid range for the class code effective date of this scenario.

Personal Services Expenditure Detail
Department of Commerce, Community, and Economic Development

Scenario: FY2025 Governor (20959)
Component: Investments (383)
RDU: Investments (122)

PCN	Job Class Title	Time Status	Retire Code	Barg Unit	Location	Salary Sched	Range / Step	Comp Months	Split / Count	Annual Salaries	COLA	Premium Pay	Annual Benefits	Total Costs	UGF Amount
		Total Positions	New	Deleted										Total Salary Costs:	2,591,866
														Total COLA:	109,614
	Full Time Positions:	37	0	0										Total Premium Pay:	0
	Part Time Positions:	0	0	0										Total Benefits:	1,757,414
	Non Permanent Positions:	0	0	0											
	Positions in Component:	37	0	0											
	Total Component Months:	444.0													
														Total Pre-Vacancy:	4,458,894
														Minus Vacancy Adjustment of 4.80%:	(214,094)
														Total Post-Vacancy:	4,244,800
														Plus Lump Sum Premium Pay:	0
														Personal Services Line 100:	4,244,800

PCN Funding Sources:	Pre-Vacancy	Post-Vacancy	Percent
1036 Commercial Fishing Loan Fund	3,743,108	3,563,382	83.95%
1070 Fisheries Enhancement Revolving Loan Fund	529,048	503,646	11.87%
1074 Bulk Fuel Revolving Loan Fund	47,889	45,589	1.07%
1164 Rural Development Initiative Fund	50,296	47,881	1.13%
1170 Small Business Economic Development Revolving Loan Fund	47,666	45,377	1.07%
1223 Commercial Charter Fisheries RLF	16,275	15,494	0.37%
1224 Mariculture Revolving Loan Fund	16,498	15,706	0.37%
1227 Alaska Microloan Revolving Loan Fund	8,115	7,726	0.18%
Total PCN Funding:	4,458,894	4,244,800	100.00%

Note: If a position is split, an asterisk (*) will appear in the Split/Count column. If the split position is also counted in the component, two asterisks (**) will appear in this column. [No valid job title] appearing in the Job Class Title indicates that the PCN has an invalid class code or invalid range for the class code effective date of this scenario.

State of Alaska
 Department of Commerce, Community, and Economic Development
 Investments
 FY2025 Governor Organization Chart

