

# **State of Alaska FY2025 Governor's Operating Budget**

**Department of Commerce, Community, and Economic  
Development**

Department of Commerce, Community, and Economic Development

**Mission**

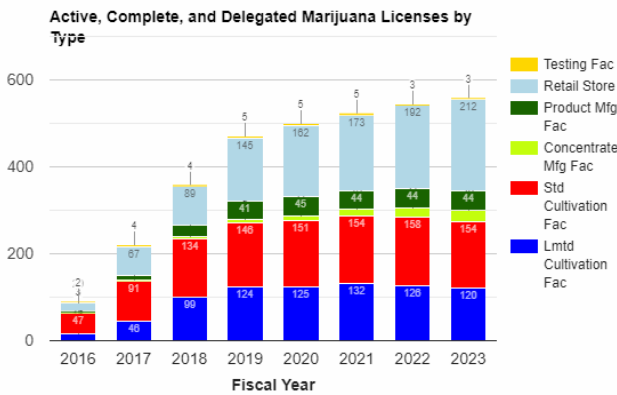
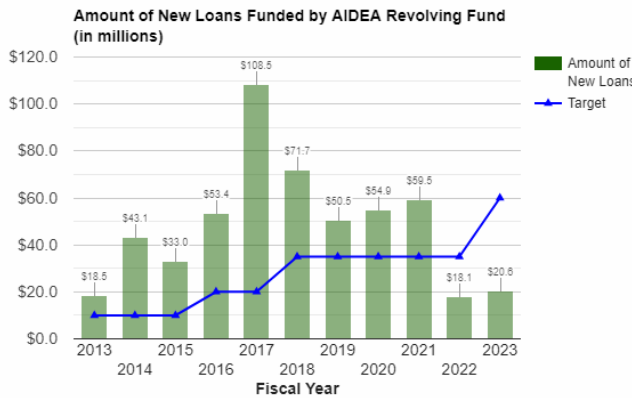
Promote a healthy economy, strong communities, and protect consumers in Alaska. Alaska Statute (AS) 44.33.020

|   | Core Services<br>(in priority order) | UGF             | DGF              | Other           | Fed              | Total            | PFT          | PPT        | NP          | % GF  |
|---|--------------------------------------|-----------------|------------------|-----------------|------------------|------------------|--------------|------------|-------------|-------|
| 1 | Economic Growth                      | 9,069.8         | 13,851.8         | 25,467.7        | 8,125.7          | 56,515.0         | 135.6        | 0.0        | 3.2         | 17.3% |
| 2 | Sustainable Energy                   | 4,766.4         | 51,113.1         | 21,349.2        | 1,221.6          | 78,450.3         | 75.3         | 0.0        | 4.3         | 42.1% |
| 3 | Strong Communities                   | 6,727.9         | 588.5            | 7,482.4         | 151,415.2        | 166,214.0        | 65.0         | 0.0        | 1.9         | 5.5%  |
| 4 | Consumer Protection                  | 596.1           | 45,995.8         | 2,557.6         | 286.7            | 49,436.2         | 281.1        | 0.0        | 4.6         | 35.1% |
|   | <b>FY2024 Management Plan</b>        | <b>21,160.2</b> | <b>111,549.2</b> | <b>56,856.9</b> | <b>161,049.2</b> | <b>350,615.5</b> | <b>557.0</b> | <b>0.0</b> | <b>14.0</b> |       |

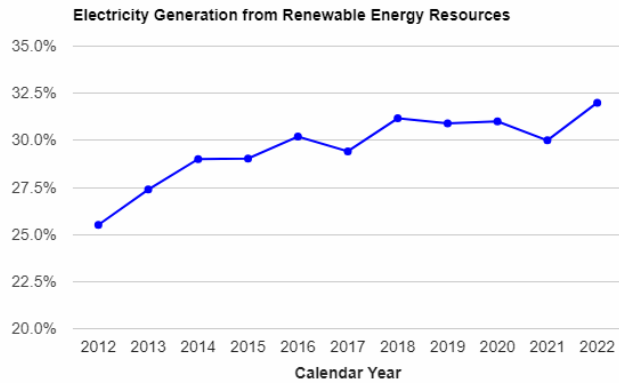
**Measures by Core Service**

(Additional performance information is available on the web at <https://omb.alaska.gov/results>.)

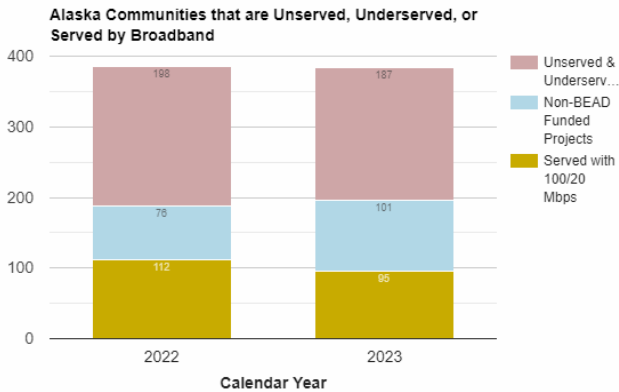
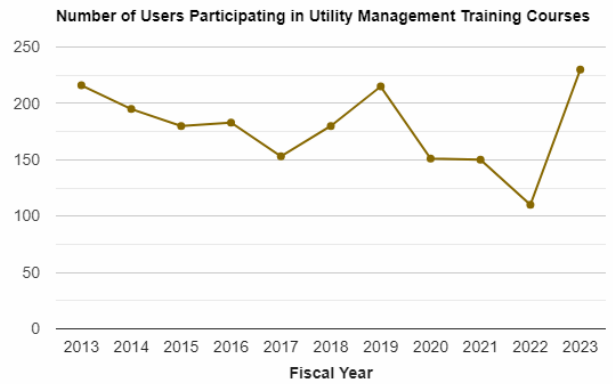
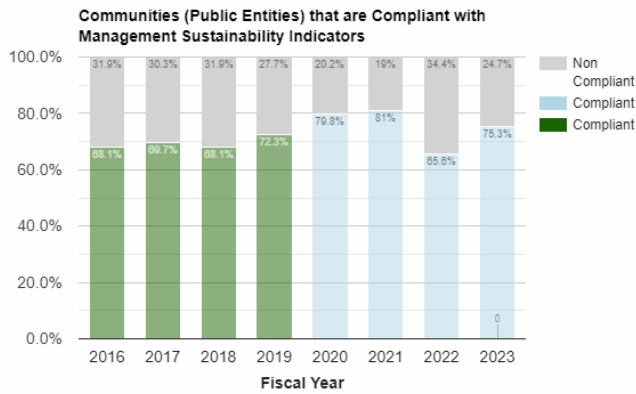
**1. Economic Growth**



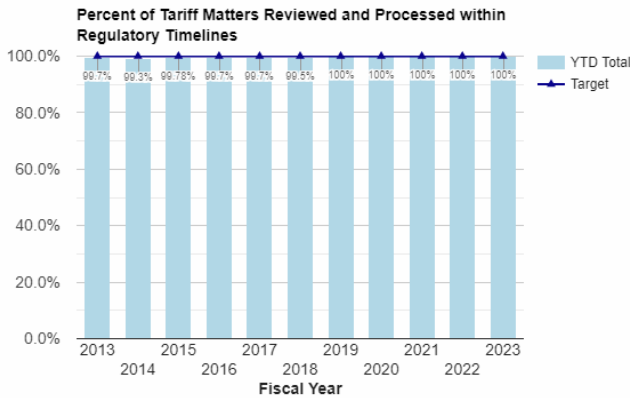
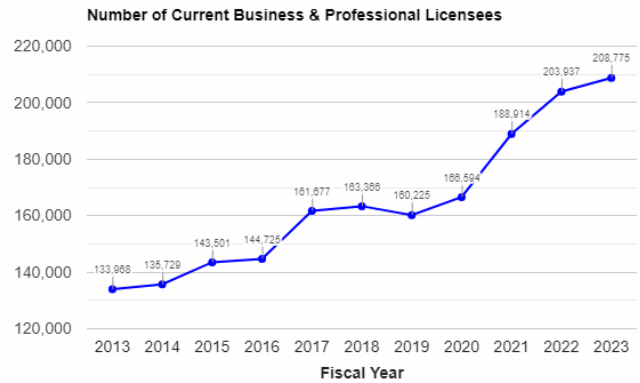
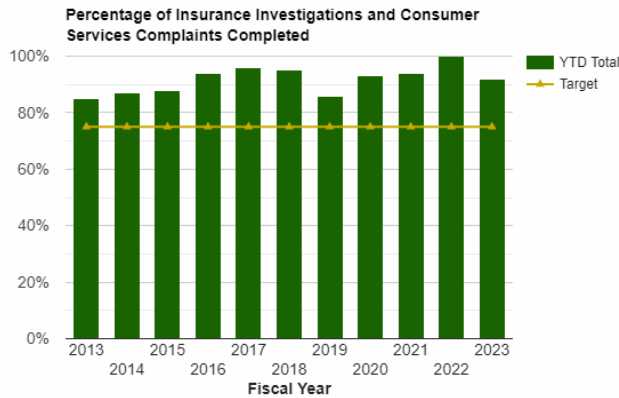
## 2. Sustainable Energy



## 3. Strong Communities



### 4. Consumer Protection



### Major Department Accomplishments in 2023

- Alaska Broadband Office successfully submitted applications and was awarded planning funds under both the Digital Equity Planning and Broadband Equity, Access, and Development (BEAD) programs managed by the National Telecommunications and Information Administration (NTIA). Total planning funds awarded in FY2023 were \$5,567,800. In FY2025, awarded funds exceed \$1 billion.
- Alaska Seafood Marketing Institute (ASMI) executed custom promotions including social media, point of sale materials, product demonstrations, and merchandizing in over 36,000 U.S. retail stores and e-commerce platforms, in addition to partnering with over 18,000 foodservice establishments in FY2023 to include Alaska Seafood. ASMI expanded its ecommerce footprint to target top nationwide retailers like Kroger, Walmart and Whole Foods Markets with online banners, digital advertisements, imagery, influencer posts, blogs, and shoppable recipes.
- Alcohol and Marijuana Control Office (AMCO) met all objectives of the Title 4 Rewrite on the time schedule required by the legislation. The Alcoholic Beverage Control Board rewrote all regulations to accomplish this aim and remove administrative overreach. Effective September 18, 2023, AMCO launched its new online licensing system AK-ACCIS. It continues to prepare the industry for a new regulatory structure of endorsements applying to alcoholic beverage licensees.
- Alaska Oil and Gas Conservation Commission (AOGCC) continued to permit and regulate oil and gas drilling to prevent waste, protect correlative rights, improve ultimate recovery, and protect underground freshwater. Notably, the commission completed over a year-long investigation into ConocoPhillips Alaska Inc.'s gas release, experienced while drilling the WD-03 well on their CD1 pad. After holding a hearing on the findings, AOGCC issued an enforcement action with a corresponding fine.
- Corporations, Business and Professional Licensing continues to process an increased volume of licenses. The division continues to add online, self-serve options for applicants and licensees. All renewal applications are available online. The division is continually increasing the number of programs that have their initial applications online; nearly 70 of the division's more than 300 applications for licenses, certificates, and endorsements are online.

- Alaska Industrial Development and Export Authority (AIDEA) in FY2023, paid the State a dividend of \$6.5 million and declared a \$17.9 million dividend for FY2024. As one of the largest investors in the State of Alaska, AIDEA has generated positive statutory net income every year since AIDEA began paying a dividend with 1997's budget process. Inclusive of this dividend, since 1997, AIDEA has declared, in aggregate more than \$464 million in dividends.
- Division of Community and Regional Affairs (DCRA) assisted 245 communities throughout Alaska. The DCRA provided urgent assistance 41 times to avoid disruption to essential public services. This resulted in 62 fuel loans to communities ineligible for bank loans and coordination of fuel deliveries to avoid critical shortages. Local Government Assistance staff provided support and assistance to rural Alaskan communities in many areas, including ensuring they submitted applications and paperwork to receive Community Assistance Program funds, Internal Revenue Services (IRS) delinquency issues, creating and tracking annual budgets, workers' compensation insurance issues. Additionally, they support disaster response and recovery following Typhoon Merbok and spring breakup flooding, training newly hired municipal and tribal staff, support running municipal and tribal elections, and much more.
- The Division of Investments provided patient capital to stimulate business development, job creation, and resident ownership through direct state loan origination on 162 loans and pre-qualifications totaling \$31.7 million across nine revolving loan funds.
- The Regulatory Commission of Alaska certified the first Electric reliability organization (ERO) application by the Railbelt Reliability Council (RRC) in Alaska's history by action of Order E-22-001(12) on September 23, 2022. This order capped an almost eight-year process that stands as an example of the exhaustive effort and cooperation between the commission and legislature to bolster future Alaska Railbelt Interconnected Electric Energy Transmission Network planning and reliability. Additionally, the Commission reviewed and returned the RRC's initial set of rules and began the process of reviewing the RRC's initial Tariff. The RRC is well on its way to full operations to support the Railbelt Grid.
- The Alaska Energy Authority and the Railbelt utilities have bonded \$166 million for Bradley Lake Hydroelectric Project (Bradley Lake) Required Project Work. These enhancements will reduce line losses, increase capacity, and improve the delivery of power from Bradley Lake to railbelt consumers. These projects will be the initial phase of some of the most significant improvements to the Railbelt electrical grid in Alaska's history. Funding for the projects comes from payments by the five railbelt utilities above those required to retire the Bradley Lake project bonds. The total cost of upgrades are estimated in the hundreds of millions.
- Banking and Securities collected \$22.43 million in assessments, fees, and penalties in FY2023; of which \$18.6 million was contributed to the general fund.
- Insurance Operations applied \$120 million in federal pass-through funds under the 1332 waiver to reinsure the individual insurance market. The program covers the cost of high-cost health conditions of Alaskans.
- Administrative Services identified office locations with sub-par bandwidth that limited staff productivity and public participation, and initiated physical and network upgrades to modernize internet access for impacted agencies.
- Alaska Gasline Development Corporation engaged Goldman Sachs to raise \$151 million in private equity to advance the project through Front End Engineering (FEED) prior to making Final Investment Decision, and to fine-tune the Confidential Investment Memorandum to provide information on the Alaska Liquefied Natural Gas (LNG) Project and the commercial offer to potential investments.

## Key Department Challenges

- Efficiently licensing and regulating the rapidly growing number of professionals and businesses operating in the state;
- Providing energy infrastructure and services at a reasonable cost to Alaska communities;
- Providing coordinated support to Alaska's communities to maximize federal funding to expand broadband access across Alaska.

## Significant Changes in Results to be Delivered in FY2025

- Continuing establishment of the Alaska Broadband Office to increase broadband infrastructure throughout Alaska.
- Continuing evaluation of regulatory requirements for licensing programs across the Department of Commerce, Community, and Economic Development to reduce unnecessary regulations and bureaucracy, and to improve efficiency.

**Contact Information**

**Commissioner:** Julie Sande  
**Phone:** (907) 465-2500  
**E-mail:** julie.sande@alaska.gov

**Administrative Services Director:** Hannah Lager  
**Phone:** (907) 465-5533  
**E-mail:** hannah.lager@alaska.gov

**FY2025 Capital Budget Request**

| <b>Project Title</b>  | <b>Unrestricted Gen (UGF)</b> | <b>Designated Gen (DGF)</b> | <b>Other Funds</b> | <b>Federal Funds</b> | <b>Total Funds</b>   |
|---|-------------------------------|-----------------------------|--------------------|----------------------|----------------------|
| Broadband Equity Access and Deployment Program  | 0                             | 0                           | 0                  | 1,012,139,673        | 1,012,139,673        |
| Advance Commercial Investment in the Alaska LNG Project and Maintain Project Assets in Ready Status | 4,500,000                     | 0                           | 0                  | 0                    | 4,500,000            |
| National Petroleum Reserve - Alaska Impact Grant Program  | 0                             | 0                           | 0                  | 46,900,000           | 46,900,000           |
| Community Block Grants  | 65,000                        | 0                           | 0                  | 6,250,000            | 6,315,000            |
| Alaska Energy Authority - Round 16 Renewable Energy Project Grants (AS 42.45.045)                   | 0                             | 5,000,000                   | 0                  | 0                    | 5,000,000            |
| Regulatory Commission of Alaska - Case Management System Replacement                                | 0                             | 1,500,000                   | 0                  | 0                    | 1,500,000            |
| Alaska Energy Authority - Electrical Emergencies Program  | 200,000                       | 0                           | 0                  | 0                    | 200,000              |
| Alaska Energy Authority - Bulk Fuel Upgrades  | 2,000,000                     | 0                           | 0                  | 11,000,000           | 13,000,000           |
| Alaska Energy Authority - Rural Power Systems Upgrades  | 2,500,000                     | 0                           | 0                  | 25,000,000           | 27,500,000           |
| Alaska Energy Authority - Statewide Grid Resilience and Reliability - IIJA Formula                  | 1,816,579                     | 0                           | 0                  | 12,110,523           | 13,927,102           |
| Alaska Energy Authority - Green House Gas Reduction Fund - Solar for All Competition                | 0                             | 0                           | 0                  | 20,000,000           | 20,000,000           |
| Alaska Energy Authority - State Based Energy Efficiency Contractor                                  | 0                             | 0                           | 0                  | 1,296,870            | 1,296,870            |
| Alcohol and Marijuana Control Office Licensing System Continued Development                         | 0                             | 375,000                     | 0                  | 0                    | 375,000              |
| Alaska Travel Industry Association  | 2,500,000                     | 0                           | 0                  | 0                    | 2,500,000            |
| <b>Department Total</b>   | <b>13,581,579</b>             | <b>6,875,000</b>            | <b>0</b>           | <b>1,134,697,066</b> | <b>1,155,153,645</b> |

*This is an appropriation level summary only. For allocations and the full project details see the capital budget.*

**Summary of Department Budget Changes by RDU**

From FY2024 Management Plan to FY2025 Governor

*All dollars shown in thousands*

|   | <u>Unrestricted<br/>Gen (UGF)</u> | <u>Designated<br/>Gen (DGF)</u> | <u>Other Funds</u> | <u>Federal<br/>Funds</u> | <u>Total Funds</u> |
|---|-----------------------------------|---------------------------------|--------------------|--------------------------|--------------------|
| <b>FY2024 Management Plan</b>                               | <b>21,160.2</b>                   | <b>111,549.2</b>                | <b>56,856.9</b>    | <b>161,049.2</b>         | <b>350,615.5</b>   |
| <b>Adjustments which get you to start of year:</b>          |                                   |                                 |                    |                          |                    |
| -Insurance  | 0.0                               | 1,000.0                         | 0.0                | 0.0                      | 1,000.0            |
| <b>One-time items:</b>                                      |                                   |                                 |                    |                          |                    |
| -Executive Admin and Dev                                    | 0.0                               | 0.0                             | -1,164.5           | 0.0                      | -1,164.5           |
| -Community and Regional Affairs                             | -125.0                            | -301.2                          | 0.0                | -127,263.7               | -127,689.9         |
| -Corp, Bus & Prof Licenses                                  | 0.0                               | -204.4                          | 0.0                | 0.0                      | -204.4             |
| -Economic Development                                       | 0.0                               | 0.0                             | 0.0                | -705.5                   | -705.5             |
| -Tourism Marketing  | -2,500.0                          | 0.0                             | 0.0                | 0.0                      | -2,500.0           |
| -Insurance  | 0.0                               | -1,000.0                        | 0.0                | 0.0                      | -1,000.0           |
| -AK Oil & Gas Conservation Comm                             | -20.0                             | 0.0                             | -150.0             | 0.0                      | -170.0             |
| -Alcohol and Marijuana Control                              | 0.0                               | -204.1                          | 0.0                | 0.0                      | -204.1             |
| -Ak Gasline Development                                     | -3,086.1                          | 0.0                             | 0.0                | 0.0                      | -3,086.1           |
| -Alaska Energy Authority                                    | 0.0                               | -48,049.8                       | -958.0             | 0.0                      | -49,007.8          |
| -AIDEA  | 0.0                               | 0.0                             | -676.6             | 0.0                      | -676.6             |
| -Alaska Seafood Marketing Inst                              | -5,000.0                          | 0.0                             | 0.0                | -1,589.6                 | -6,589.6           |
| <b>Adjustments which continue current level of service:</b> |                                   |                                 |                    |                          |                    |
| -Executive Admin and Dev                                    | 21.2                              | 0.0                             | 1,659.2            | 0.0                      | 1,680.4            |
| -Banking and Securities                                     | 0.0                               | 161.5                           | 0.0                | 0.0                      | 161.5              |
| -Community and Regional Affairs                             | 356.2                             | 296.5                           | 31.9               | 4,098.4                  | 4,783.0            |
| -Corp, Bus & Prof Licenses                                  | 0.0                               | 691.7                           | 21.3               | 0.0                      | 713.0              |
| -Investments  | 0.0                               | 164.1                           | 0.0                | 0.0                      | 164.1              |
| -Insurance  | 0.0                               | 231.7                           | 0.0                | 0.0                      | 231.7              |
| -AK Oil & Gas Conservation Comm                             | 0.0                               | 131.2                           | 175.0              | 0.0                      | 306.2              |
| -Alcohol and Marijuana Control                              | 0.0                               | 123.6                           | 0.0                | 0.0                      | 123.6              |
| -Alaska Energy Authority                                    | 153.9                             | 48,049.8                        | 2,625.2            | 0.0                      | 50,828.9           |
| -AIDEA  | 0.0                               | 0.0                             | 2,175.9            | 0.0                      | 2,175.9            |
| -Alaska Seafood Marketing Inst                              | 0.0                               | 0.0                             | 57.8               | 2.8                      | 60.6               |
| -Reg Comm of Ak   | 0.0                               | 265.4                           | 7.4                | 0.0                      | 272.8              |
| <b>Proposed budget increases:</b>                           |                                   |                                 |                    |                          |                    |
| -Executive Admin and Dev                                    | 0.0                               | 0.0                             | 1,266.0            | 0.0                      | 1,266.0            |
| -Community and Regional Affairs                             | 0.0                               | 0.0                             | 500.0              | 0.0                      | 500.0              |



**Summary of Department Budget Changes by RDU**

From FY2024 Management Plan to FY2025 Governor

*All dollars shown in thousands*

|                                       | <u>Unrestricted</u><br><u>Gen (UGF)</u> | <u>Designated</u><br><u>Gen (DGF)</u> | <u>Other Funds</u> | <u>Federal</u><br><u>Funds</u> | <u>Total Funds</u> |
|---------------------------------------|---|---------------------------------------|--------------------|--------------------------------|--------------------|
| -Corp, Bus & Prof Licenses            | 0.0                                     | 20.0                                  | 0.0                | 0.0                            | 20.0               |
| -Insurance                            | 0.0                                     | 100.0                                 | 0.0                | 0.0                            | 100.0              |
| -AK Oil & Gas Conservation<br>Comm    | 0.0                                     | 125.0                                 | 0.0                | 0.0                            | 125.0              |
| -Alaska Energy Authority              | 0.0                                     | 0.0                                   | 600.0              | 0.0                            | 600.0              |
| <b>Proposed budget<br/>decreases:</b> |   |                                       |                    |                                |                    |
| -Community and Regional<br>Affairs    | 0.0                                     | -197.0                                | 0.0                | 0.0                            | -197.0             |
| <b>FY2025 Governor</b>                | <b>10,960.4</b>                         | <b>112,953.2</b>                      | <b>63,027.5</b>    | <b>35,591.6</b>                | <b>222,532.7</b>   |

**Department Totals**  
**Department of Commerce, Community, and Economic Development**

| Description                    | FY2023 Actuals | FY2024 Enrolled | FY2024 Authorized | FY2024 Management Plan | FY2025 Governor Adjusted Base | FY2025 Governor | FY2024 Management Plan vs FY2025 Governor |         |
|--------------------------------|----------------|-----------------|-------------------|------------------------|-------------------------------|-----------------|---|---------|
| Department Totals              | 240,114.4      | 221,083.1       | 350,615.5         | 350,615.5              | 216,484.3                     | 222,532.7       | -128,082.8                                | -36.5%  |
| <b>Objects of Expenditure:</b> |                |                 |                   |                        |                               |                 |   |         |
| 1000 Personal Services         | 61,634.7       | 79,538.3        | 80,505.9          | 77,898.7               | 79,949.2                      | 81,686.4        | 3,787.7                                   | 4.9%    |
| 2000 Travel                    | 1,814.9        | 3,317.6         | 3,416.2           | 3,882.0                | 3,834.0                       | 4,054.0         | 172.0                                     | 4.4%    |
| 3000 Services                  | 45,846.4       | 57,793.2        | 61,454.0          | 60,529.3               | 56,897.3                      | 60,950.5        | 421.2                                     | 0.7%    |
| 4000 Commodities               | 1,435.1        | 1,550.5         | 1,732.2           | 1,712.2                | 2,030.5                       | 2,170.5         | 458.3                                     | 26.8%   |
| 5000 Capital Outlay            | 61.0           | 150.1           | 150.1             | 150.1                  | 125.1                         | 220.1           | 70.0                                      | 46.6%   |
| 7000 Grants, Benefits          | 129,322.3      | 78,733.4        | 203,357.1         | 203,357.1              | 73,648.2                      | 73,451.2        | -129,905.9                                | -63.9%  |
| 8000 Miscellaneous             | 0.0            | 0.0             | 0.0               | 3,086.1                | 0.0                           | 0.0             | -3,086.1                                  | -100.0% |
| <b>Funding Source:</b>         |                |                 |                   |                        |                               |                 |   |         |
| 1002 Fed Rcpts (Fed)           | 34,339.3       | 31,490.4        | 33,080.0          | 33,080.0               | 35,591.6                      | 35,591.6        | 2,511.6                                   | 7.6%    |
| 1003 G/F Match (UGF)           | 981.9          | 1,226.1         | 1,226.1           | 1,226.1                | 1,255.7                       | 1,255.7         | 29.6                                      | 2.4%    |
| 1004 Gen Fund (UGF)            | 8,924.6        | 21,486.7        | 19,934.1          | 19,934.1               | 9,704.7                       | 9,704.7         | -10,229.4                                 | -51.3%  |
| 1005 GF/Prgm (DGF)             | 9,326.9        | 11,235.6        | 11,235.6          | 11,235.6               | 11,214.4                      | 11,224.7        | -10.9                                     | -0.1%   |
| 1007 I/A Rcpts (Other)         | 15,243.8       | 19,906.2        | 19,906.2          | 19,906.2               | 20,286.5                      | 21,783.7        | 1,877.5                                   | 9.4%    |
| 1036 Cm Fish Ln (DGF)          | 3,573.5        | 4,725.4         | 4,725.4           | 4,725.4                | 4,863.3                       | 4,863.3         | 137.9                                     | 2.9%    |
| 1040 RE Rec Fnd (DGF)          | 0.0            | 304.3           | 304.3             | 304.3                  | 309.9                         | 309.9           | 5.6                                       | 1.8%    |
| 1061 CIP Rcpts (Other)         | 4,468.1        | 7,274.8         | 7,274.8           | 7,274.8                | 7,647.4                       | 10,782.9        | 3,508.1                                   | 48.2%   |
| 1062 Power Proj (DGF)          | 96.2           | 996.4           | 996.4             | 996.4                  | 996.4                         | 996.4           | 0.0                                       | 0.0%    |
| 1070 Fish En Ln (DGF)          | 490.7          | 667.9           | 667.9             | 667.9                  | 687.5                         | 687.5           | 19.6                                      | 2.9%    |
| 1074 Bulk Fuel (DGF)           | 44.2           | 60.4            | 60.4              | 60.4                   | 62.1                          | 62.1            | 1.7                                       | 2.8%    |
| 1102 AIDEA Rcpt (Other)        | 6,658.1        | 9,124.9         | 9,124.9           | 9,124.9                | 9,234.4                       | 9,234.4         | 109.5                                     | 1.2%    |
| 1107 AEA Rcpts (Other)         | 652.3          | 781.3           | 781.3             | 781.3                  | 1,031.3                       | 1,399.0         | 617.7                                     | 79.1%   |
| 1108 Stat Desig (Other)        | 14,347.1       | 16,683.6        | 16,683.6          | 16,683.6               | 16,741.4                      | 16,741.4        | 57.8                                      | 0.3%    |
| 1141 RCA Rcpts (DGF)           | 8,370.8        | 10,081.7        | 10,081.7          | 10,081.7               | 10,347.1                      | 10,347.1        | 265.4                                     | 2.6%    |
| 1156 Rcpt Svcs (DGF)           | 19,774.5       | 22,908.0        | 24,434.2          | 24,434.2               | 24,249.8                      | 25,359.8        | 925.6                                     | 3.8%    |
| 1162 AOGCC Rcpt (DGF)          | 6,942.8        | 8,223.3         | 8,223.3           | 8,223.3                | 8,354.5                       | 8,479.5         | 256.2                                     | 3.1%    |
| 1164 RDIF (DGF)                | 46.7           | 63.4            | 63.4              | 63.4                   | 65.2                          | 65.2            | 1.8                                       | 2.8%    |
| 1169 PCE Endow (DGF)           | 42,246.3       | 48,665.5        | 48,665.5          | 48,665.5               | 48,665.5                      | 48,665.5        | 0.0                                       | 0.0%    |
| 1170 SmBusEDRLF (DGF)          | 44.2           | 60.1            | 60.1              | 60.1                   | 61.8                          | 61.8            | 1.7                                       | 2.8%    |
| 1202 Anatomical (DGF)          | 40.0           | 80.0            | 80.0              | 80.0                   | 80.0                          | 80.0            | 0.0                                       | 0.0%    |
| 1210 Renew Ener (DGF)          | 1,194.5        | 1,401.2         | 1,401.2           | 1,401.2                | 1,401.2                       | 1,401.2         | 0.0                                       | 0.0%    |
| 1216 Boat Rcpts (DGF)          | 184.5          | 197.0           | 197.0             | 197.0                  | 197.0                         | 0.0             | -197.0                                    | -100.0% |
| 1221 Civil Legl (DGF)          | 563.2          | 301.5           | 301.5             | 301.5                  | 296.8                         | 296.8           | -5.0                                      | -1.7%   |
| 1223 CharterRLF (DGF)          | 15.3           | 20.4            | 20.4              | 20.4                   | 21.0                          | 21.0            | 0.6                                       | 2.9%    |
| 1224 MariculRLF (DGF)          | 15.3           | 20.7            | 20.7              | 20.7                   | 21.3                          | 21.3            | 0.6                                       | 2.9%    |
| 1227 MicroRLF (DGF)            | 7.4            | 10.2            | 10.2              | 10.2                   | 10.4                          | 10.4            | 0.2                                       | 2.0%    |
| 1235 AGDC-LNG (Other)          | 2,973.2        | 3,086.1         | 3,086.1           | 3,086.1                | 3,086.1                       | 3,086.1         | 0.0                                       | 0.0%    |
| 1265 COVID Fed (Fed)           | 58,549.0       | 0.0             | 127,969.2         | 127,969.2              | 0.0                           | 0.0             | -127,969.2                                | -100.0% |

**Department Totals**  
**Department of Commerce, Community, and Economic Development**

| <b>Description</b>     | <b>FY2023 Actuals</b> | <b>FY2024 Enrolled</b> | <b>FY2024 Authorized</b> | <b>FY2024 Management Plan</b> | <b>FY2025 Governor Adjusted Base</b> | <b>FY2025 Governor</b> | <b>FY2024 Management Plan vs FY2025 Governor</b> |        |  |
|------------------------|-----------------------|------------------------|--------------------------|-------------------------------|--------------------------------------|------------------------|--|--------|--|
| <b>Totals:</b>         |                       |                        |                          |                               |                                      |                        |  |        |  |
| Unrestricted Gen (UGF) | 9,906.5               | 22,712.8               | 21,160.2                 | 21,160.2                      | 10,960.4                             | 10,960.4               | -10,199.8  | -48.2% |  |
| Designated Gen (DGF)   | 92,977.0              | 110,023.0              | 111,549.2                | 111,549.2                     | 111,905.2                            | 112,953.2              | 1,404.0  | 1.3%   |  |
| Other Funds            | 44,342.6              | 56,856.9               | 56,856.9                 | 56,856.9                      | 58,027.1                             | 63,027.5               | 6,170.6  | 10.9%  |  |
| Federal Funds          | 92,888.3              | 31,490.4               | 161,049.2                | 161,049.2                     | 35,591.6                             | 35,591.6               | -125,457.6                                       | -77.9% |  |
| <b>Positions:</b>      |                       |                        |                          |                               |                                      |                        |  |        |  |
| Permanent Full Time    | 521                   | 550                    | 557                      | 557                           | 555                                  | 560                    | 3  | 0.5%   |  |
| Permanent Part Time    | 0                     | 0                      | 0                        | 0                             | 0                                    | 0                      | 0  | 0.0%   |  |
| Non Permanent          | 8                     | 14                     | 14                       | 14                            | 14                                   | 21                     | 7  | 50.0%  |  |

**Component Summary Unrestricted General Funds Only**  
**Department of Commerce, Community, and Economic Development**

| Results Delivery Unit/<br>Component                      | FY2023 Actuals | FY2024 Enrolled | FY2024 Authorized | FY2024<br>Management Plan | FY2025 Governor<br>Adjusted Base | FY2025 Governor | FY2024 Management<br>Plan vs FY2025<br>Governor |                |  |
|--|----------------|-----------------|-------------------|---------------------------|----------------------------------|-----------------|---|----------------|--|
| <b>Executive Administration and Development</b>          |                |                 |                   |                           |                                  |                 |   |                |  |
| Commissioner's Office                                    | 507.2          | 510.9           | 510.9             | 510.9                     | 514.1                            | 514.1           | 3.2   | 0.6%           |  |
| Administrative Services                                  | 612.5          | 678.5           | 678.5             | 678.5                     | 696.5                            | 696.5           | 18.0  | 2.7%           |  |
| Alaska Broadband Office                                  | 51.0           | 0.0             | 0.0               | 0.0                       | 0.0                              | 0.0             | 0.0   | 0.0%           |  |
| <b>RDU Totals:</b>                                       | <b>1,170.7</b> | <b>1,189.4</b>  | <b>1,189.4</b>    | <b>1,189.4</b>            | <b>1,210.6</b>                   | <b>1,210.6</b>  | <b>21.2</b>                                     | <b>1.8%</b>    |  |
| <b>Community and Regional Affairs</b>                    |                |                 |                   |                           |                                  |                 |   |                |  |
| Community & Regional Affairs                             | 5,492.1        | 6,243.3         | 6,103.3           | 6,103.3                   | 6,329.2                          | 6,329.2         | 225.9   | 3.7%           |  |
| Serve Alaska   | 193.2          | 231.1           | 231.1             | 231.1                     | 236.4                            | 236.4           | 5.3   | 2.3%           |  |
| <b>RDU Totals:</b>                                       | <b>5,685.3</b> | <b>6,474.4</b>  | <b>6,334.4</b>    | <b>6,334.4</b>            | <b>6,565.6</b>                   | <b>6,565.6</b>  | <b>231.2</b>                                    | <b>3.6%</b>    |  |
| <b>Corporations, Business and Professional Licensing</b> |                |                 |                   |                           |                                  |                 |   |                |  |
| Corp, Bus & Prof Licensing                               | 1,205.1        | 110.1           | 289.5             | 289.5                     | 289.5                            | 289.5           | 0.0   | 0.0%           |  |
| <b>RDU Totals:</b>                                       | <b>1,205.1</b> | <b>110.1</b>    | <b>289.5</b>      | <b>289.5</b>              | <b>289.5</b>                     | <b>289.5</b>    | <b>0.0</b>                                      | <b>0.0%</b>    |  |
| <b>Tourism Marketing</b>                                 |                |                 |                   |                           |                                  |                 |   |                |  |
| Tourism Marketing  | 0.0            | 5,000.0         | 2,500.0           | 2,500.0                   | 0.0                              | 0.0             | -2,500.0  | -100.0%        |  |
| <b>RDU Totals:</b>                                       | <b>0.0</b>     | <b>5,000.0</b>  | <b>2,500.0</b>    | <b>2,500.0</b>            | <b>0.0</b>                       | <b>0.0</b>      | <b>-2,500.0</b>                                 | <b>-100.0%</b> |  |
| <b>Alaska Oil and Gas Conservation Commission</b>        |                |                 |                   |                           |                                  |                 |   |                |  |
| AK Oil & Gas Conservation Comm                           | 0.0            | 0.0             | 908.0             | 908.0                     | 888.0                            | 888.0           | -20.0   | -2.2%          |  |
| <b>RDU Totals:</b>                                       | <b>0.0</b>     | <b>0.0</b>      | <b>908.0</b>      | <b>908.0</b>              | <b>888.0</b>                     | <b>888.0</b>    | <b>-20.0</b>                                    | <b>-2.2%</b>   |  |
| <b>Alcohol and Marijuana Control Office</b>              |                |                 |                   |                           |                                  |                 |   |                |  |
| Alcohol and Marijuana Control                            | 38.3           | 38.3            | 38.3              | 38.3                      | 38.3                             | 38.3            | 0.0   | 0.0%           |  |
| <b>RDU Totals:</b>                                       | <b>38.3</b>    | <b>38.3</b>     | <b>38.3</b>       | <b>38.3</b>               | <b>38.3</b>                      | <b>38.3</b>     | <b>0.0</b>                                      | <b>0.0%</b>    |  |
| <b>Alaska Gasline Development Corporation</b>            |                |                 |                   |                           |                                  |                 |   |                |  |
| AK Gasline Development Corp                              | 0.0            | 3,086.1         | 3,086.1           | 3,086.1                   | 0.0                              | 0.0             | -3,086.1  | -100.0%        |  |
| <b>RDU Totals:</b>                                       | <b>0.0</b>     | <b>3,086.1</b>  | <b>3,086.1</b>    | <b>3,086.1</b>            | <b>0.0</b>                       | <b>0.0</b>      | <b>-3,086.1</b>                                 | <b>-100.0%</b> |  |
| <b>Alaska Energy Authority</b>                           |                |                 |                   |                           |                                  |                 |   |                |  |
| AEA Rural Energy Assistance                              | 1,207.9        | 1,215.3         | 1,215.3           | 1,215.3                   | 1,369.2                          | 1,369.2         | 153.9   | 12.7%          |  |
| <b>RDU Totals:</b>                                       | <b>1,207.9</b> | <b>1,215.3</b>  | <b>1,215.3</b>    | <b>1,215.3</b>            | <b>1,369.2</b>                   | <b>1,369.2</b>  | <b>153.9</b>                                    | <b>12.7%</b>   |  |
| <b>Alaska Seafood Marketing Institute</b>                |                |                 |                   |                           |                                  |                 |   |                |  |
| Alaska Seafood Marketing Inst                            | 0.0            | 5,000.0         | 5,000.0           | 5,000.0                   | 0.0                              | 0.0             | -5,000.0  | -100.0%        |  |
| <b>RDU Totals:</b>                                       | <b>0.0</b>     | <b>5,000.0</b>  | <b>5,000.0</b>    | <b>5,000.0</b>            | <b>0.0</b>                       | <b>0.0</b>      | <b>-5,000.0</b>                                 | <b>-100.0%</b> |  |
| <b>DCCED State Facilities Rent</b>                       |                |                 |                   |                           |                                  |                 |   |                |  |
| DCCED State Facilities Rent                              | 599.2          | 599.2           | 599.2             | 599.2                     | 599.2                            | 599.2           | 0.0   | 0.0%           |  |
| <b>RDU Totals:</b>                                       | <b>599.2</b>   | <b>599.2</b>    | <b>599.2</b>      | <b>599.2</b>              | <b>599.2</b>                     | <b>599.2</b>    | <b>0.0</b>                                      | <b>0.0%</b>    |  |
| <b>Unrestricted Gen (UGF):</b>                           | <b>9,906.5</b> | <b>22,712.8</b> | <b>21,160.2</b>   | <b>21,160.2</b>           | <b>10,960.4</b>                  | <b>10,960.4</b> | <b>-10,199.8</b>                                | <b>-48.2%</b>  |  |
| <b>Designated Gen (DGF):</b>                             | <b>0.0</b>     | <b>0.0</b>      | <b>0.0</b>        | <b>0.0</b>                | <b>0.0</b>                       | <b>0.0</b>      | <b>0.0</b>                                      | <b>0.0%</b>    |  |
| <b>Other Funds:</b>                                      | <b>0.0</b>     | <b>0.0</b>      | <b>0.0</b>        | <b>0.0</b>                | <b>0.0</b>                       | <b>0.0</b>      | <b>0.0</b>                                      | <b>0.0%</b>    |  |
| <b>Federal Funds:</b>                                    | <b>0.0</b>     | <b>0.0</b>      | <b>0.0</b>        | <b>0.0</b>                | <b>0.0</b>                       | <b>0.0</b>      | <b>0.0</b>                                      | <b>0.0%</b>    |  |
| <b>Total Funds:</b>                                      | <b>9,906.5</b> | <b>22,712.8</b> | <b>21,160.2</b>   | <b>21,160.2</b>           | <b>10,960.4</b>                  | <b>10,960.4</b> | <b>-10,199.8</b>                                | <b>-48.2%</b>  |  |

**Component Summary All Funds**  
**Department of Commerce, Community, and Economic Development**

| <b>Results Delivery Unit/<br/>Component</b>              | <b>FY2023 Actuals</b> | <b>FY2024 Enrolled</b> | <b>FY2024 Authorized</b> | <b>FY2024<br/>Management Plan</b> | <b>FY2025 Governor<br/>Adjusted Base</b> | <b>FY2025 Governor</b> | <b>FY2024 Management<br/>Plan vs FY2025<br/>Governor</b> |                |      |
|--|-----------------------|------------------------|--------------------------|-----------------------------------|--|------------------------|--|----------------|------|
| <b>Executive Administration and Development</b>          |                       |                        |                          |                                   |  |                        |  |                |      |
| AK Legal Services Corporation                            | 281.6                 | 0.0                    | 0.0                      | 0.0                               | 0.0                                      | 0.0                    | 0.0  | 0.0            | 0.0% |
| DCRA EFLEA   | 124.7                 | 0.0                    | 0.0                      | 0.0                               | 0.0                                      | 0.0                    | 0.0  | 0.0            | 0.0% |
| Commissioner's Office                                    | 11,548.1              | 2,174.8                | 2,174.8                  | 2,174.8                           | 2,201.6                                  | 2,201.6                | 26.8   | 1.2%           |      |
| Administrative Services                                  | 3,939.3               | 4,899.0                | 4,899.0                  | 4,899.0                           | 5,075.5                                  | 5,235.5                | 336.5  | 6.9%           |      |
| Alaska Broadband Office                                  | 534.8                 | 1,569.6                | 1,569.6                  | 1,569.6                           | 1,882.2                                  | 2,988.2                | 1,418.6  | 90.4%          |      |
| <b>RDU Totals:</b>                                       | <b>16,428.5</b>       | <b>8,643.4</b>         | <b>8,643.4</b>           | <b>8,643.4</b>                    | <b>9,159.3</b>                           | <b>10,425.3</b>        | <b>1,781.9</b>   | <b>20.6%</b>   |      |
| <b>Banking and Securities</b>                            |                       |                        |                          |                                   |  |                        |  |                |      |
| Banking and Securities                                   | 3,998.7               | 4,934.0                | 4,934.0                  | 4,934.0                           | 5,095.5                                  | 5,095.5                | 161.5  | 3.3%           |      |
| <b>RDU Totals:</b>                                       | <b>3,998.7</b>        | <b>4,934.0</b>         | <b>4,934.0</b>           | <b>4,934.0</b>                    | <b>5,095.5</b>                           | <b>5,095.5</b>         | <b>161.5</b>   | <b>3.3%</b>    |      |
| <b>Community and Regional Affairs</b>                    |                       |                        |                          |                                   |  |                        |  |                |      |
| Community & Regional Affairs                             | 47,171.2              | 10,769.8               | 137,893.5                | 137,893.5                         | 10,966.8                                 | 11,269.8               | -126,623.7   | -91.8%         |      |
| Serve Alaska   | 2,141.7               | 2,167.4                | 2,167.4                  | 2,167.4                           | 6,187.2                                  | 6,187.2                | 4,019.8  | 185.5%         |      |
| <b>RDU Totals:</b>                                       | <b>49,312.9</b>       | <b>12,937.2</b>        | <b>140,060.9</b>         | <b>140,060.9</b>                  | <b>17,154.0</b>                          | <b>17,457.0</b>        | <b>-122,603.9</b>  | <b>-87.5%</b>  |      |
| <b>Revenue Sharing</b>                                   |                       |                        |                          |                                   |  |                        |  |                |      |
| Payment in Lieu of Taxes                                 | 12,213.1              | 10,428.2               | 10,428.2                 | 10,428.2                          | 10,428.2                                 | 10,428.2               | 0.0  | 0.0%           |      |
| National Forest Receipts                                 | 10,493.1              | 9,200.0                | 9,200.0                  | 9,200.0                           | 9,200.0                                  | 9,200.0                | 0.0  | 0.0%           |      |
| Fisheries Taxes  | 2,417.0               | 3,100.0                | 3,100.0                  | 3,100.0                           | 3,100.0                                  | 3,100.0                | 0.0  | 0.0%           |      |
| <b>RDU Totals:</b>                                       | <b>25,123.2</b>       | <b>22,728.2</b>        | <b>22,728.2</b>          | <b>22,728.2</b>                   | <b>22,728.2</b>                          | <b>22,728.2</b>        | <b>0.0</b>   | <b>0.0%</b>    |      |
| <b>Corporations, Business and Professional Licensing</b> |                       |                        |                          |                                   |  |                        |  |                |      |
| Corp, Bus & Prof Licensing                               | 15,729.9              | 18,527.7               | 19,233.3                 | 19,233.3                          | 19,741.9                                 | 19,761.9               | 528.6  | 2.7%           |      |
| <b>RDU Totals:</b>                                       | <b>15,729.9</b>       | <b>18,527.7</b>        | <b>19,233.3</b>          | <b>19,233.3</b>                   | <b>19,741.9</b>                          | <b>19,761.9</b>        | <b>528.6</b>   | <b>2.7%</b>    |      |
| <b>Investments</b>                                       |                       |                        |                          |                                   |  |                        |  |                |      |
| Investments  | 14,237.3              | 5,628.5                | 5,628.5                  | 5,628.5                           | 5,792.6                                  | 5,792.6                | 164.1  | 2.9%           |      |
| <b>RDU Totals:</b>                                       | <b>14,237.3</b>       | <b>5,628.5</b>         | <b>5,628.5</b>           | <b>5,628.5</b>                    | <b>5,792.6</b>                           | <b>5,792.6</b>         | <b>164.1</b>   | <b>2.9%</b>    |      |
| <b>Economic Development</b>                              |                       |                        |                          |                                   |  |                        |  |                |      |
| Economic Development                                     | 110.9                 | 0.0                    | 705.5                    | 705.5                             | 0.0                                      | 0.0                    | -705.5   | -100.0%        |      |
| <b>RDU Totals:</b>                                       | <b>110.9</b>          | <b>0.0</b>             | <b>705.5</b>             | <b>705.5</b>                      | <b>0.0</b>                               | <b>0.0</b>             | <b>-705.5</b>  | <b>-100.0%</b> |      |
| <b>Tourism Marketing</b>                                 |                       |                        |                          |                                   |  |                        |  |                |      |
| Tourism Marketing  | 0.0                   | 5,000.0                | 2,500.0                  | 2,500.0                           | 0.0                                      | 0.0                    | -2,500.0   | -100.0%        |      |
| <b>RDU Totals:</b>                                       | <b>0.0</b>            | <b>5,000.0</b>         | <b>2,500.0</b>           | <b>2,500.0</b>                    | <b>0.0</b>                               | <b>0.0</b>             | <b>-2,500.0</b>  | <b>-100.0%</b> |      |
| <b>Insurance</b>   |                       |                        |                          |                                   |  |                        |  |                |      |
| Insurance Operations                                     | 8,132.6               | 8,248.6                | 9,248.6                  | 9,248.6                           | 8,480.3                                  | 9,580.3                | 331.7  | 3.6%           |      |
| <b>RDU Totals:</b>                                       | <b>8,132.6</b>        | <b>8,248.6</b>         | <b>9,248.6</b>           | <b>9,248.6</b>                    | <b>8,480.3</b>                           | <b>9,580.3</b>         | <b>331.7</b>   | <b>3.6%</b>    |      |
| <b>Alaska Oil and Gas Conservation Commission</b>        |                       |                        |                          |                                   |  |                        |  |                |      |
| AK Oil & Gas Conservation Comm                           | 7,108.6               | 8,543.3                | 9,451.3                  | 9,451.3                           | 9,587.5                                  | 9,712.5                | 261.2  | 2.8%           |      |
| <b>RDU Totals:</b>                                       | <b>7,108.6</b>        | <b>8,543.3</b>         | <b>9,451.3</b>           | <b>9,451.3</b>                    | <b>9,587.5</b>                           | <b>9,712.5</b>         | <b>261.2</b>   | <b>2.8%</b>    |      |
| <b>Alcohol and Marijuana Control Office</b>              |                       |                        |                          |                                   |  |                        |  |                |      |
| Alcohol and Marijuana Control                            | 3,707.0               | 4,530.1                | 4,530.1                  | 4,530.1                           | 4,449.6                                  | 4,449.6                | -80.5  | -1.8%          |      |
| <b>RDU Totals:</b>                                       | <b>3,707.0</b>        | <b>4,530.1</b>         | <b>4,530.1</b>           | <b>4,530.1</b>                    | <b>4,449.6</b>                           | <b>4,449.6</b>         | <b>-80.5</b>   | <b>-1.8%</b>   |      |
| <b>Alaska Gasline Development Corporation</b>            |                       |                        |                          |                                   |  |                        |  |                |      |
| AK Gasline Development Corp                              | 2,973.2               | 6,172.2                | 6,172.2                  | 6,172.2                           | 3,086.1                                  | 3,086.1                | -3,086.1   | -50.0%         |      |

**Component Summary All Funds**  
**Department of Commerce, Community, and Economic Development**

| Results Delivery Unit/<br>Component                           | FY2023 Actuals   | FY2024 Enrolled  | FY2024 Authorized | FY2024<br>Management Plan | FY2025 Governor<br>Adjusted Base | FY2025 Governor  | FY2024 Management<br>Plan vs FY2025<br>Governor |               |
|---|------------------|------------------|-------------------|---------------------------|----------------------------------|------------------|---|---------------|
| <b>RDU Totals:</b>  | <b>2,973.2</b>   | <b>6,172.2</b>   | <b>6,172.2</b>    | <b>6,172.2</b>            | <b>3,086.1</b>                   | <b>3,086.1</b>   | <b>-3,086.1</b>                                 | <b>-50.0%</b> |
| <b>Alaska Energy Authority</b>                                |                  |                  |                   |                           |                                  |                  |   |               |
| AEA Owned Facilities  | 652.3            | 781.3            | 781.3             | 781.3                     | 1,031.3                          | 1,199.0          | 417.7   | 53.5%         |
| AEA Rural Energy Assistance                                   | 4,042.5          | 6,853.8          | 6,853.8           | 6,853.8                   | 7,007.7                          | 8,257.2          | 1,403.4   | 20.5%         |
| AEA Power Cost Equalization                                   | 42,061.2         | 48,283.7         | 48,283.7          | 48,283.7                  | 48,283.7                         | 48,283.7         | 0.0   | 0.0%          |
| Alternative Energy & Efficiency                               | 2,245.2          | 2,201.9          | 2,201.9           | 2,201.9                   | 2,201.9                          | 2,801.9          | 600.0   | 27.2%         |
| <b>RDU Totals:</b>  | <b>49,001.2</b>  | <b>58,120.7</b>  | <b>58,120.7</b>   | <b>58,120.7</b>           | <b>58,524.6</b>                  | <b>60,541.8</b>  | <b>2,421.1</b>                                  | <b>4.2%</b>   |
| <b>Alaska Industrial Development and<br/>Export Authority</b> |                  |                  |                   |                           |                                  |                  |   |               |
| AIDEA   | 13,063.7         | 18,407.4         | 18,407.4          | 18,407.4                  | 18,689.5                         | 19,906.7         | 1,499.3   | 8.1%          |
| AIDEA Facilities Maintenance                                  | 383.6            | 337.8            | 337.8             | 337.8                     | 337.8                            | 337.8            | 0.0   | 0.0%          |
| <b>RDU Totals:</b>  | <b>13,447.3</b>  | <b>18,745.2</b>  | <b>18,745.2</b>   | <b>18,745.2</b>           | <b>19,027.3</b>                  | <b>20,244.5</b>  | <b>1,499.3</b>                                  | <b>8.0%</b>   |
| <b>Alaska Seafood Marketing Institute</b>                     |                  |                  |                   |                           |                                  |                  |   |               |
| Alaska Seafood Marketing Inst                                 | 20,857.9         | 26,739.4         | 28,329.0          | 28,329.0                  | 21,800.0                         | 21,800.0         | -6,529.0  | -23.0%        |
| <b>RDU Totals:</b>  | <b>20,857.9</b>  | <b>26,739.4</b>  | <b>28,329.0</b>   | <b>28,329.0</b>           | <b>21,800.0</b>                  | <b>21,800.0</b>  | <b>-6,529.0</b>                                 | <b>-23.0%</b> |
| <b>Regulatory Commission of Alaska</b>                        |                  |                  |                   |                           |                                  |                  |   |               |
| Reg Comm of AK  | 8,510.7          | 10,225.2         | 10,225.2          | 10,225.2                  | 10,498.0                         | 10,498.0         | 272.8   | 2.7%          |
| <b>RDU Totals:</b>  | <b>8,510.7</b>   | <b>10,225.2</b>  | <b>10,225.2</b>   | <b>10,225.2</b>           | <b>10,498.0</b>                  | <b>10,498.0</b>  | <b>272.8</b>                                    | <b>2.7%</b>   |
| <b>DCCED State Facilities Rent</b>                            |                  |                  |                   |                           |                                  |                  |   |               |
| DCCED State Facilities Rent                                   | 1,434.5          | 1,359.4          | 1,359.4           | 1,359.4                   | 1,359.4                          | 1,359.4          | 0.0   | 0.0%          |
| <b>RDU Totals:</b>  | <b>1,434.5</b>   | <b>1,359.4</b>   | <b>1,359.4</b>    | <b>1,359.4</b>            | <b>1,359.4</b>                   | <b>1,359.4</b>   | <b>0.0</b>                                      | <b>0.0%</b>   |
| <b>Unrestricted Gen (UGF):</b>                                | <b>9,906.5</b>   | <b>22,712.8</b>  | <b>21,160.2</b>   | <b>21,160.2</b>           | <b>10,960.4</b>                  | <b>10,960.4</b>  | <b>-10,199.8</b>                                | <b>-48.2%</b> |
| <b>Designated Gen (DGF):</b>                                  | <b>92,977.0</b>  | <b>110,023.0</b> | <b>111,549.2</b>  | <b>111,549.2</b>          | <b>111,905.2</b>                 | <b>112,953.2</b> | <b>1,404.0</b>                                  | <b>1.3%</b>   |
| <b>Other Funds:</b>   | <b>44,342.6</b>  | <b>56,856.9</b>  | <b>56,856.9</b>   | <b>56,856.9</b>           | <b>58,027.1</b>                  | <b>63,027.5</b>  | <b>6,170.6</b>                                  | <b>10.9%</b>  |
| <b>Federal Funds:</b>   | <b>92,888.3</b>  | <b>31,490.4</b>  | <b>161,049.2</b>  | <b>161,049.2</b>          | <b>35,591.6</b>                  | <b>35,591.6</b>  | <b>-125,457.6</b>                               | <b>-77.9%</b> |
| <b>Total Funds:</b>   | <b>240,114.4</b> | <b>221,083.1</b> | <b>350,615.5</b>  | <b>350,615.5</b>          | <b>216,484.3</b>                 | <b>222,532.7</b> | <b>-128,082.8</b>                               | <b>-36.5%</b> |
| <b>Permanent Full Time:</b>                                   | <b>521</b>       | <b>550</b>       | <b>557</b>        | <b>557</b>                | <b>555</b>                       | <b>560</b>       | <b>3</b>  | <b>0.5%</b>   |
| <b>Permanent Part Time:</b>                                   | <b>0</b>         | <b>0</b>         | <b>0</b>          | <b>0</b>                  | <b>0</b>                         | <b>0</b>         | <b>0</b>  | <b>0.0%</b>   |
| <b>Non Permanent:</b>   | <b>8</b>         | <b>14</b>        | <b>14</b>         | <b>14</b>                 | <b>14</b>                        | <b>21</b>        | <b>7</b>  | <b>50.0%</b>  |
| <b>Total Positions:</b>                                       | <b>529</b>       | <b>564</b>       | <b>571</b>        | <b>571</b>                | <b>569</b>                       | <b>581</b>       | <b>10</b>                                       | <b>1.8%</b>   |

**Inter-Agency Revenue Summary**  
**Department of Commerce, Community, and Economic Development**  
**Revenue Type Inter-Agency Receipts Only**

Scenario: FY2025 Governor (20959)

| IRIS Revenue Type  | IRIS Revenue Source Code   | Component                                     | Total           |
|--|----------------------------|---|-----------------|
| <b>Department of Commerce, Community, and Economic Development Totals:</b> |                            |   | <b>10,615.4</b> |
| 5007 I/A Rcpts   | 5301 Inter-Agency Receipts | Admin - Department-wide                       | 109.4           |
| 5007 I/A Rcpts   | 5301 Inter-Agency Receipts | Commerce - Administrative Services (1028)     | 4,516.0         |
| 5007 I/A Rcpts   | 5301 Inter-Agency Receipts | Commerce - AEA Power Cost Equalization (2602) | 150.9           |
| 5007 I/A Rcpts   | 5301 Inter-Agency Receipts | Commerce - Alaska Broadband Office (3379)     | 470.0           |
| 5007 I/A Rcpts   | 5301 Inter-Agency Receipts | Commerce - Commissioner's Office (1027)       | 1,637.5         |
| 5007 I/A Rcpts   | 5301 Inter-Agency Receipts | Gov - Department-wide                         | 6.6             |
| 5007 I/A Rcpts   | 5301 Inter-Agency Receipts | Health - Department-wide                      | 620.0           |
| 5007 I/A Rcpts   | 5301 Inter-Agency Receipts | Rev - Department-wide                         | 3,105.0         |
| <b>RDU: Executive Administration and Development (119)</b>                 |                            |   | <b>6,153.5</b>  |
| 5007 I/A Rcpts   | 5301 Inter-Agency Receipts | Commerce - Administrative Services (1028)     | 4,516.0         |
| 5007 I/A Rcpts   | 5301 Inter-Agency Receipts | Commerce - Commissioner's Office (1027)       | 1,637.5         |
| <b>Component: Commissioner's Office (1027)</b>                             |                            |   | <b>1,637.5</b>  |
| 5007 I/A Rcpts   | 5301 Inter-Agency Receipts | Commerce - Commissioner's Office (1027)       | 1,637.5         |
| <b>Component: Administrative Services (1028)</b>                           |                            |   | <b>4,516.0</b>  |
| 5007 I/A Rcpts   | 5301 Inter-Agency Receipts | Commerce - Administrative Services (1028)     | 4,516.0         |
| <b>RDU: Community and Regional Affairs (405)</b>                           |                            |   | <b>586.0</b>    |
| 5007 I/A Rcpts   | 5301 Inter-Agency Receipts | Admin - Department-wide                       | 109.4           |
| 5007 I/A Rcpts   | 5301 Inter-Agency Receipts | Commerce - Alaska Broadband Office (3379)     | 470.0           |
| 5007 I/A Rcpts   | 5301 Inter-Agency Receipts | Gov - Department-wide                         | 6.6             |
| <b>Component: Community and Regional Affairs (2879)</b>                    |                            |   | <b>586.0</b>    |
| 5007 I/A Rcpts   | 5301 Inter-Agency Receipts | Admin - Department-wide                       | 109.4           |
| 5007 I/A Rcpts   | 5301 Inter-Agency Receipts | Commerce - Alaska Broadband Office (3379)     | 470.0           |
| 5007 I/A Rcpts   | 5301 Inter-Agency Receipts | Gov - Department-wide                         | 6.6             |
| <b>RDU: Revenue Sharing (217)</b>  |                            |   | <b>3,100.0</b>  |
| 5007 I/A Rcpts   | 5301 Inter-Agency Receipts | Rev - Department-wide                         | 3,100.0         |
| <b>Component: Fisheries Taxes (2482)</b>                                   |                            |   | <b>3,100.0</b>  |
| 5007 I/A Rcpts   | 5301 Inter-Agency Receipts | Rev - Department-wide                         | 3,100.0         |
| <b>RDU: Corporations, Business and Professional Licensing (117)</b>        |                            |   | <b>625.0</b>    |
| 5007 I/A Rcpts   | 5301 Inter-Agency Receipts | Health - Department-wide                      | 620.0           |
| 5007 I/A Rcpts   | 5301 Inter-Agency Receipts | Rev - Department-wide                         | 5.0             |
| <b>Component: Corporations, Business and Professional Licensing (2360)</b> |                            |   | <b>625.0</b>    |
| 5007 I/A Rcpts   | 5301 Inter-Agency Receipts | Health - Department-wide                      | 620.0           |
| 5007 I/A Rcpts   | 5301 Inter-Agency Receipts | Rev - Department-wide                         | 5.0             |
| <b>RDU: Regulatory Commission of Alaska (399)</b>                          |                            |   | <b>150.9</b>    |
| 5007 I/A Rcpts   | 5301 Inter-Agency Receipts | Commerce - AEA Power Cost Equalization (2602) | 150.9           |
| <b>Component: Regulatory Commission of Alaska (2417)</b>                   |                            |   | <b>150.9</b>    |
| 5007 I/A Rcpts   | 5301 Inter-Agency Receipts | Commerce - AEA Power Cost Equalization (2602) | 150.9           |