

State of Alaska FY2025 Governor's Operating Budget

Department of Natural Resources Mining, Land & Water Component Budget Summary

Component: Mining, Land & Water

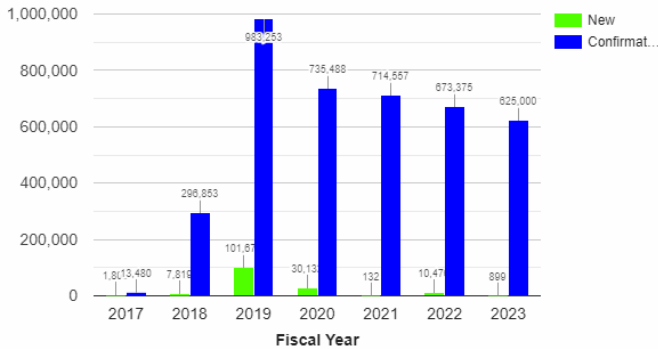
Contribution to Department's Mission

Provide for the appropriate use and management of Alaska's state owned land and water, aiming toward maximum use consistent with the public interest.

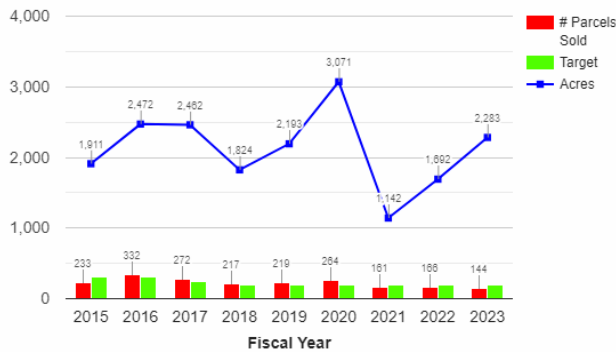
Results

(Additional performance information is available on the web at <https://omb.alaska.gov/results>.)

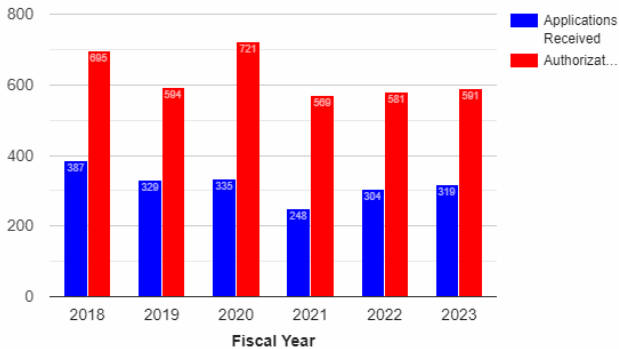
Acres of Statehood Entitlement Lands Received

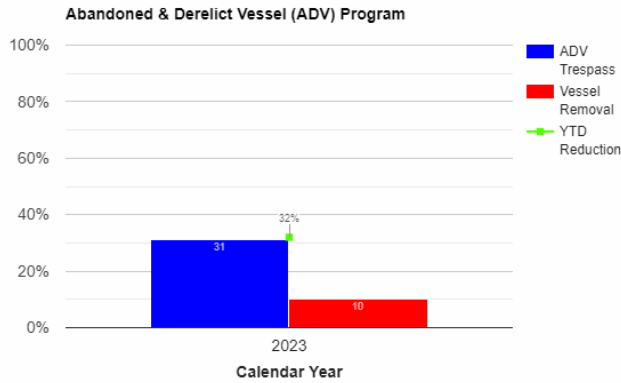


Number of Land Parcels Sold



Backlogged Land Use Applications





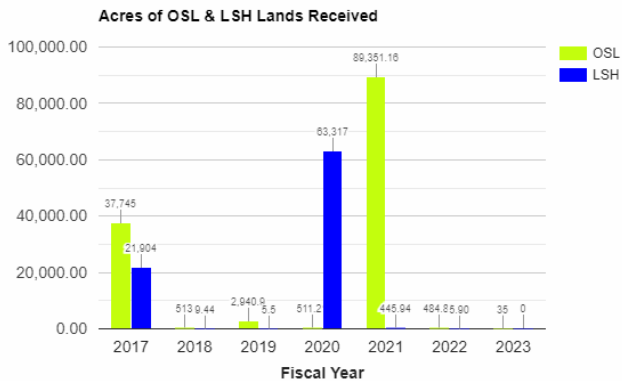
Core Services

- Acquire land for the citizens of the State of Alaska.
- Defend and assert state ownership interests.
- Defend access to state land and water.
- Create plans to direct management of state land and water.
- Sell and transfer land into private and municipal ownership.
- Issue short and long term authorizations for use of state land and water.
- Provide regulatory oversight for water use, dam safety, unorganized borough platting review, and mine reclamation for entire state.
- Collect revenues from the use and disposal of state land and water.
- Provide active stewardship of state land and water.

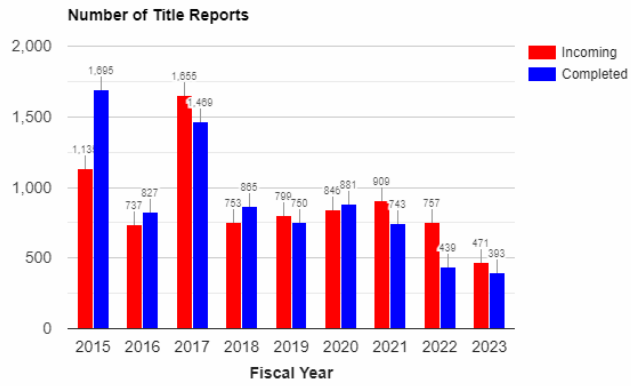
Measures by Core Service

(Additional performance information is available on the web at <https://omb.alaska.gov/results>.)

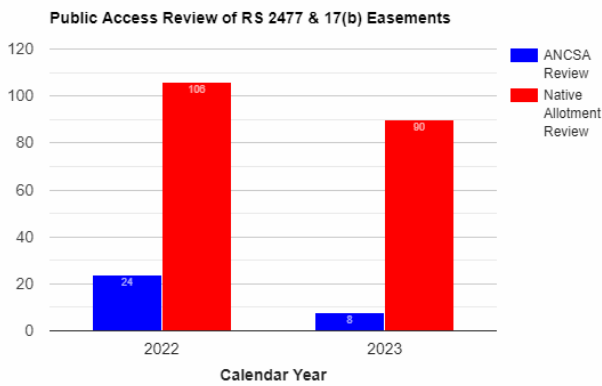
1. Acquire land for the citizens of the State of Alaska.



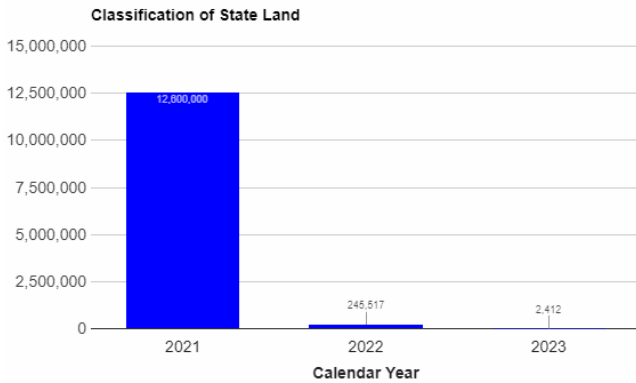
2. Defend and assert state ownership interests.



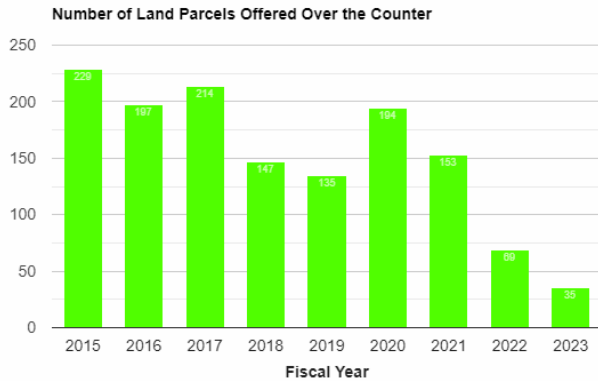
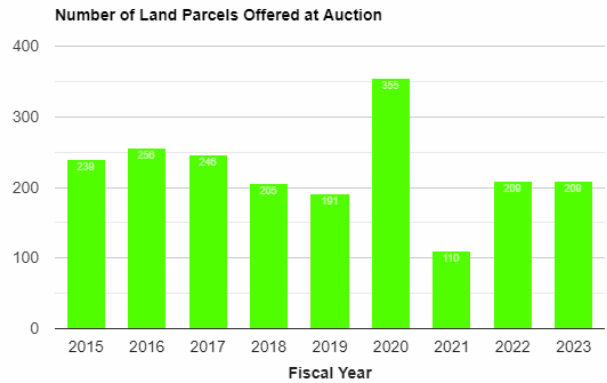
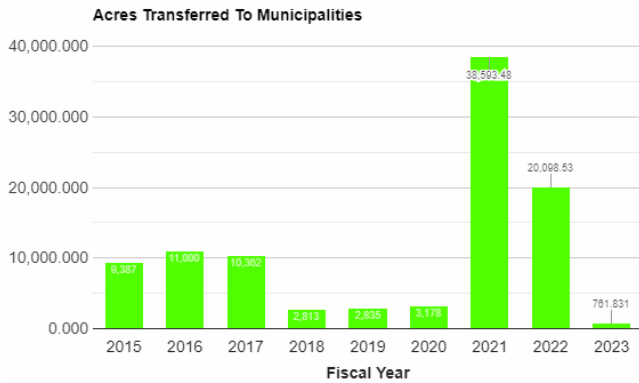
3. Defend access to state land and water.



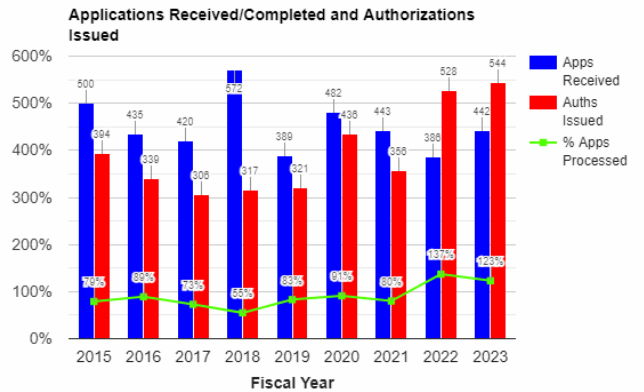
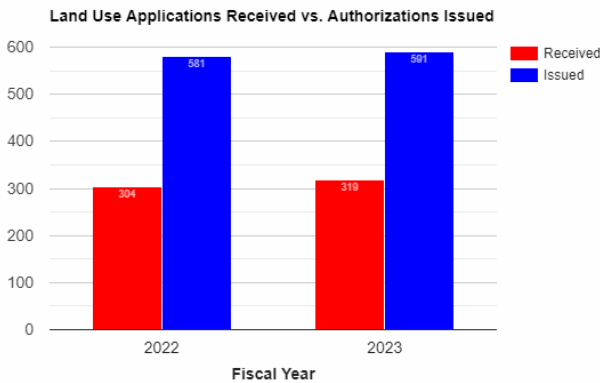
4. Create plans to direct management of state land and water.



5. Sell and transfer land into private and municipal ownership.

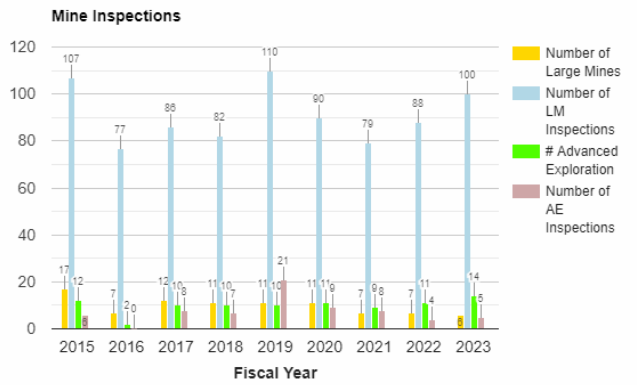
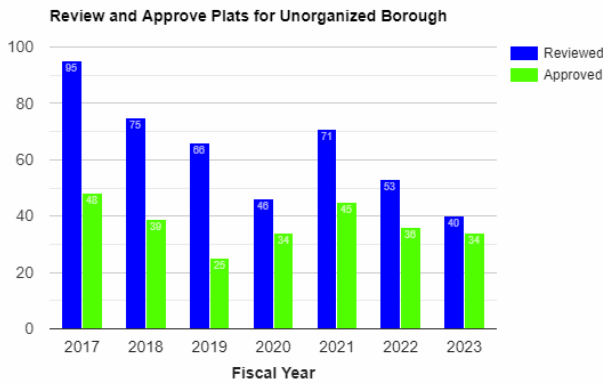
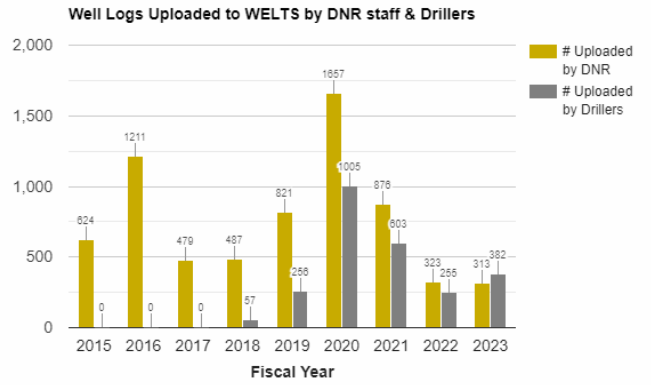
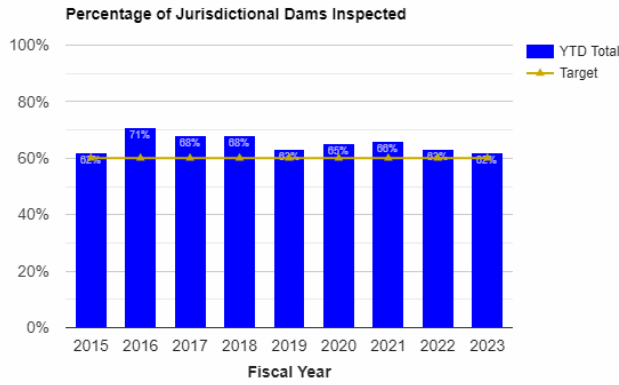


6. Issue short and long term authorizations for use of state land and water.

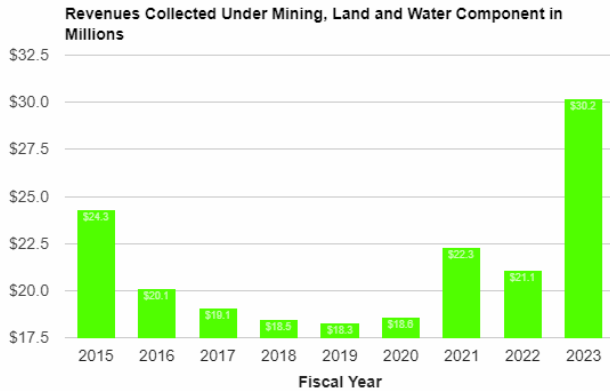


7. Provide regulatory oversight for water use, dam safety, unorganized borough platting review, and

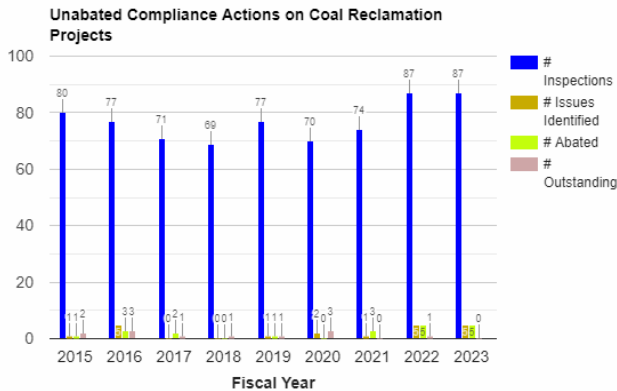
mine reclamation for entire state.



8. Collect revenues from the use and disposal of state land and water.



9. Provide active stewardship of state land and water.



Major Component Accomplishments in 2023

Acquire state land entitlement, defend, and plan for use of state land.

The Division of Mining, Land and Water (DMLW) reviewed and received title to 899 acres of new statehood entitlement land, of which 187 acres were closed federal mining claims and 325 acres were reserved oil/gas interests requested by the Division of Oil and Gas in support of upcoming leases. In reviewing and approving over 625,000 acres of confirmatory title, the Realty Services Section (RSS) determined that approximately 3,200 acres were navigable or meanderable waters or were overcharged when tentatively approved. The 3,200 acres were corrected when final patent was issued and were credited to the State’s remaining entitlement. The Bureau of Land Management (BLM) revoked title to 2,560 acres of tentatively approved lands for conveyance to an Alaska Native Claims Settlement Act (ANCSA) Village; the acreage was credited to the State’s remaining entitlement. DNR-DMLW-RSS received 106 acres in credit from BLM for reconveyed Aguilar Native Allotments. RSS corrected Land Administration System (LAS) acreage data entry errors totaling 1,816 acres, resulting in a net entitlement gain of 524 acres. RSS rejected over 116,000 acres of draft deeds due to improper survey (failure to segregate navigable or meanderable waters), for conflicts not identified during Federal administrative review, or for adversely and improperly clouding or limiting the State’s title.

Due to two new Federal land conveyance programs (the 2019 Dingell Act for Alaska Native Vietnam Veteran Land Allotment and the 2022 University Lands Act), RSS has developed a new public notice process for Statehood Act land selection relinquishments. The Dingell Act program will end in 2025 and the University Lands Act will end in 2026. During FY2023 RSS received 29 Dingell Act Alaska Native Vietnam Veteran Allotment relinquishment requests. RSS reviewed and denied 17 relinquishment requests, approved 3 requests for a total of 480 acres relinquished, and is processing the remaining 9 parcels. RSS is also working with the University of Alaska and has identified and public noticed 96,000 acres for potential relinquishment. An additional 116,000 acres are currently under review.

DMLW RSS staff, in conjunction with staff from the Survey Section and the Public Access Assertion and Defense (PAAD) Section, reviewed Federal plans of survey and unfiled survey plats to protect State land interests, identify navigable and meanderable waters, and to identify third-party interests. These reviews required research on over 75 townships throughout the state.

RSS continues to request title to high priority and value lands within the Tongass and Chugach National Forests, work with Federal mine claimants to convert Federal mining claims to State ownership, and to take title to new lands in support of infrastructure and development projects. RSS will continue to work with the BLM on lifting additional ANCSA and non-ANCSA withdrawals which will open more lands to state selection, conveyance, and mineral entry. Continued review of federal planning documents and related actions through the Alaska National Interest Lands Conservation Act (ANILCA) program to advocate for the state’s interest on issues affecting public use.

Ensure an adequate amount of state land is transferred into private ownership and to municipalities for settlement, recreation, development, and other uses.

DMLW sold 144 parcels totaling 2,283 acres. The results are a combination of the annual land sale auction, year-round Over-the-Counter (OTC) sales, and Remote Recreation Cabin Sites (RRCS) program's staking authorizations that made it to the purchase stage.

In FY2023, Petersburg Borough received 655.033 acres, City of Whale Pass received 4.77 acres, Kenai Peninsula Borough received 85.378 acres, the City of Valdez received 5.11 acres, and the North Slope Borough received 11.54 acres. In total, 761.831 acres were conveyed to these municipalities.

In FY2023, 8 best interest findings were issued for Native Allotments, Preference Rights, Commissioner's Decisions, Tideland Conveyance, Land Exchanges, or Grants of Land for Natural Disaster.

DMLW received and completed reviews for 8 ANCSA related documents and 90 documents relating to Native allotments. ANCSA related documents are reviewed to ensure public access is maintained through the reservation of Revised Statute 2477 (RS 2477) trails and ANCSA 17(b) easements. They are also reviewed for potential emerged islands and protecting state ownership interests in navigable waterways.

Businesses, individuals, and other entities obtain authorizations necessary for the environmentally sound use and development of state land and resources.

DMLW managed the state's water through the issuance of approximately 247 water appropriations and 222 temporary water use authorizations in FY2023. A water appropriation backlog reduction project was begun in FY2022, greatly increasing the rate of authorizations issued. Progress against the appropriation backlog is expected to continue, though at a reduced pace as the remaining casefiles are more complex.

Land authorizations issue and work continued for new applications to support industry, other state agencies, municipalities and private citizens for the use and development of state lands, while reducing the backlog of prior applications. Adjudication in FY2023 is ongoing in support of renewable energy projects, telecommunications infrastructure, public and charitable or public utility projects, and access to private and public lands. Cross-Regional Land Office policy teams worked to improve online webpage resources for improved customer information and improve consistency and efficiency.

Eighty-seven inspections were completed and issued five new notices of violations during the year under the Coal Regulatory program. All five violations issued during FY2023 have been abated.

Work continued to advance exploration projects including Donlin, Palmer, Graphite One, Arctic/Bornite, Pebble, Dotson Ridge, Niblack, Avidian (Golden Zone), Healy Valley and Hoseanna-Emma Creek.

DMLW received 471 title report requests and completed 393 title reports in the RSS. Of those, 285 reports were for land disposal contract initiations, conveyances, or subdivision development, 47 were for the Mental Health Trust Land Office, 18 were for the State Pipeline Coordinators Office. There were 93 reports covering various divisional authorizations and acquisition interests.

Ensure that all state land is unencumbered by unauthorized use, contamination, or waste that makes it unavailable for other public use and development.

Reclamation activities continue for Phase I of the Healy Valley Cripple Creek Pit project under the Abandoned Mine Land program.

The Statewide Abatement of Impaired Land (SAIL) Section continues to evaluate and coordinate efforts related to remediation and management of contamination and solid waste on DMLW managed land, facilitating better documentation of sites and increased communication with Department of Environmental Conservation (DEC), federal agencies, and responsible parties. SAIL also supports other DNR divisions in this area.

DMLW has over 800 cases of unauthorized use, usually in the form of some structure that someone has built, a vessel that has been abandoned, or equipment left without authorization from DMLW, or by conducting commercial operations on State lands without an authorization, and illegal dumping of solid waste. Abandoned sites often contain

debris, hazardous waste, or potential contamination. Our regional lands offices actively work to resolve cases of unauthorized use or encumbrance of state lands through case closures, separate permitting actions, or approvals. The Abandoned and Derelict Vessel (ADV) Program within the SAIL Section worked with vessel owners and others to track, remove, and prevent ADVs. SAIL opened 31 ADV trespass cases, 10 of which were resolved with vessel removal.

Key Component Challenges

Acquire state land entitlement and defend and plan for use of state land.

The federal Bureau of Land Management (BLM) continues to focus their land conveyance and survey resources on ANSCA and 2019 Dingell Act land conveyances. This has resulted in slower responses to RSS requests for new title, records corrections, and overall errors in decisions and documents. Because the 2019 Dingell Act and University Lands Act are short term mandates, BLM will continue to focus their resources on completing these land conveyances over State land conveyances.

Defending State ownership interests through navigability and RS 2477 quiet title action (QTA) lawsuits will continue to be of critical importance.

DMLW was actively involved in federal and state court litigation on the following rivers and lakes: North Fork Fortymile River, Middle Fork Fortymile River, Middle Fork Koyukuk River, Bettles River, Dietrich River, Mulchatna River, Turquoise Lake, Chilikadrotna River, Twin Lakes, Mendenhall River, Mendenhall Lake, Campbell Lake, and Lemon Creek. DMLW provided notice pursuant to the Federal Quiet Title Act of its intention to sue the federal government on the Kobuk River, Sarkar Lake, and other waters. DMLW received a disclaimer for approximately 90 percent of the submerged lands sought in the federal court litigation involving the North Fork and Middle Fork of the Fortymile River—leaving only a small remaining segment of the North Fork in dispute. DMLW undertook additional state navigability determinations for numerous state waters—including, but not limited to, determinations for all navigable waters located within National Park Service (NPS) areas, United States Forest Service (USFS) areas and several United States Fish and Wildlife Service (USFWS) areas (over two thousand rivers and lakes) that is included in a public interactive map on the state website.

DMLW was also actively involved in federal and state litigation on the RS 2477 trail network falling within the boundaries of the Fortymile River Wild and Scenic Corridor, and DMLW provided the required 180-day notice of intent to sue the federal government to quiet title to all RS 2477 Rights-of-Way located within Yukon-Charley Rivers National Preserve (approximately 12 routes comprising several hundred linear trail miles).

DMLW asserted state ownership of public rights-of-way, navigable waters and submerged lands within various federal planning initiatives and related actions through the ANILCA program that impact the State's interest on issues affecting public enjoyment and use of adjacent federal lands, particularly issues related to access for traditional activities and subsistence, transportation corridor projects and land exchanges.

DMLW is undertaking an ambitious state transportation management plan within the Fortymile region in order to establish permissible uses of state owned, managed and controlled navigable waters and rights-of-way to clarify for the public when state law governs instead of federal law.

Ensure an adequate amount of state land is transferred into private ownership and to municipalities for settlement, recreation, development, and other uses.

The amount of land conveyed in any one year to municipalities under the Municipal Entitlement program can vary significantly since conveyance decisions are dependent on various other factors including area plan revisions, complexity of the conveyance decisions and the public review process. For the Land Sale program, on a calendar year basis, the number of sales is consistent.

Businesses, individuals, and other entities obtain authorizations necessary for the environmentally sound use and development of state land and resources.

DMLW continues to manage increasing costs to produce land disposals due to the land ownership patterns, borough

restrictions, and access development requirements. Complications that must be dealt with before land can be offered include resolving trespass structures, access issues, and removal of trash and hazardous materials. Manage workload from trespass issues and various litigation, which is consuming significant staff effort. Recruit and retain technical and professional level staff in a competitive market. Sufficiency of water data collected throughout the state to make effective and sound water-use decisions. Ensure all state regulated dams are safely constructed and operated. Efficiently process Reclamation and Closure Cost Estimate Proposals from large mining operations.

Ensure that all state land is unencumbered by unauthorized use, contamination, or waste that makes it unavailable for other public use and development.

Ensure BLM removes contamination and trespass structures before conveying land to the state. Lack of reliable funding for contamination remediation and solid waste removal on state land when a financially viable responsible party does not exist. Increased unauthorized use of state lands cannot always be effectively addressed with current authorities and resources. Limited enforcement authority hinders stewardship efforts on state lands.

Significant Changes in Results to be Delivered in FY2025

As part of implementing the Governor’s “Unlocking Alaska” initiative, DMLW will continue its work on making navigability determinations for all navigable waters falling within the boundaries of all USFWS areas as well as BLM areas like the work done on navigable waters within the National Park Service (NPS) areas and Tongass National Forest.

The Division continues to work towards increasing land sales to get Alaska Lands into Alaskans’ Hands by developing new subdivision parcels and RRCS staking areas. The Division is working to increase Alaska’s food security by offering new agricultural land sales statewide; the proposed next offering is in 2024.

Alaska’s Continuously Operating Reference Network (ACORN) has partnered with the Department of Transportation & Public Facilities (DOT&PF), the Alaska Center for Unmanned Aircraft System (UAS) integration, the National Park Service, University of Alaska, and private/non-profit owners of Continuously Operating Reference Stations (CORS) to leverage all available CORS infrastructure across Alaska in the effort to build a statewide system to provide real-time information from global positioning systems.. This system enables users to improve three-dimensional positioning, meteorology, space weather, and geophysical applications.

FY2024 will build on efforts to expand the program with regional and tribal stakeholders and provide access to real-time positioning to all Alaskans. To date the ACORN program consists of 41 CORS, with an additional 3 more CORS coming online by the end of the calendar year.

The Permit Backlog Reduction program will aid the division in achieving its mission by reducing the backlog of water and land use authorizations and assist the division in processing and adjudicating new applications quicker and more efficiently. Through capital funding for this project, the division has hired long-term non-permanent staff in the Regional Land Offices to reduce the backlog. The land authorization backlog was reduced from 609 casefiles in application status to 286 at the time of this report. The water right backlog was reduced from 556 casefiles in application status to 247 at the time of this report.

Statutory and Regulatory Authority

Alaska Constitution Article VIII
AS 19.30.400; AS 27; AS 29; AS 38; AS 41; AS 46
11 AAC

Contact Information

Contact: Christy Colles, Director, Mining, Land & Water
Phone: (907) 269-8600
E-mail: Christy.Colles@alaska.gov

Mining, Land & Water Personal Services Information				
Authorized Positions			Personal Services Costs	
	FY2024 Management Plan	FY2025 Governor		
Full-time	222	222	Annual Salaries	17,516,558
Part-time	0	0	COLA	830,014
Nonpermanent	3	3	Premium Pay	2,352
			Annual Benefits	11,655,394
			<i>Less 5.85% Vacancy Factor</i>	(1,756,418)
			Lump Sum Premium Pay	0
Totals	225	225	Total Personal Services	28,247,900

Position Classification Summary					
Job Class Title	Anchorage	Fairbanks	Juneau	Others	Total
Administrative Assistant 1	2	0	0	0	2
Administrative Assistant 2	2	1	0	0	3
Administrative Officer 1	1	0	0	0	1
Administrative Officer 2	1	0	0	0	1
Admn OPS Mgr 1	1	0	0	0	1
Analyst/Programmer 1	1	0	0	0	1
Analyst/Programmer 2	1	0	0	0	1
Analyst/Programmer 3	1	0	0	0	1
Appraiser 2	2	0	0	0	2
Appraiser 3	1	0	0	0	1
Division Director - Px	1	0	0	0	1
Division Operations Manager	2	0	0	0	2
Engineering Assistant 2	3	0	0	0	3
Engineering Associate	1	1	0	0	2
Geologist 1	1	0	0	0	1
Geologist 2	1	2	0	0	3
Geologist 3	1	3	0	0	4
Geologist 4	1	1	0	0	2
Geologist 5	1	1	0	0	2
Historian 2	1	0	0	0	1
Hydrologist 1	0	0	1	0	1
Hydrologist 2	2	1	0	0	3
Hydrologist 4	1	0	0	0	1
Land Survey Manager 1	1	0	0	0	1
Land Survey Manager 2	1	0	0	0	1
Land Survey Specialist 1	1	0	0	0	1
Land Survey Specialist 2	5	0	0	0	5
Land Surveyor 1	2	0	0	0	2
Land Surveyor 2	5	2	0	0	7
Micro/Net Tc 2	1	0	0	0	1
Natural Resource Manager 1	7	3	2	0	12
Natural Resource Manager 2	8	4	1	0	13
Natural Resource Manager 3	9	2	1	0	12
Natural Resource Specialist 1	11	0	1	0	12
Natural Resource Specialist 2	31	15	4	0	50
Natural Resource Specialist 3	37	8	4	0	49

Position Classification Summary					
Job Class Title	Anchorage	Fairbanks	Juneau	Others	Total
Natural Resource Specialist 4	4	1	0	0	5
Natural Resource Technician 1	0	0	1	0	1
Natural Resource Technician 2	5	0	0	0	5
Natural Resource Technician 3	1	1	0	0	2
Office Assistant 2	0	1	0	0	1
Office Assistant 3	2	0	0	0	2
Program Coordinator 2	1	0	0	0	1
Project Assistant	1	0	0	0	1
Tech Eng/Arch 2	1	0	0	0	1
Totals	163	47	15	0	225

Component Detail All Funds
Department of Natural Resources

Component: Mining, Land & Water (3002)
RDU: Fire Suppression, Land & Water Resources (602)

Non-Formula Component

	FY2023 Actuals	FY2024 Enrolled	FY2024 Authorized	FY2024 Management Plan	FY2025 Governor Adjusted Base	FY2025 Governor	FY2024 Management Plan vs FY2025 Governor	
1000 Personal Services	24,871.6	26,444.4	26,561.9	26,561.9	27,381.9	28,247.9	1,686.0	6.3%
2000 Travel	332.1	429.0	434.0	434.0	421.4	431.4	-2.6	-0.6%
3000 Services	4,087.9	4,289.2	4,306.6	4,306.6	3,941.6	4,306.6	0.0	0.0%
4000 Commodities	402.5	448.7	460.7	460.7	447.7	447.7	-13.0	-2.8%
5000 Capital Outlay	265.2	0.0	0.0	0.0	0.0	0.0	0.0	0.0%
7000 Grants, Benefits	0.0	0.0	0.0	0.0	0.0	0.0	0.0	0.0%
8000 Miscellaneous	0.0	0.0	0.0	0.0	0.0	0.0	0.0	0.0%
Totals	29,959.3	31,611.3	31,763.2	31,763.2	32,192.6	33,433.6	1,670.4	5.3%
Fund Sources:								
1002 Fed Rcpts (Fed)	546.7	1,367.2	1,367.2	1,367.2	1,411.8	1,112.6	-254.6	-18.6%
1003 G/F Match (UGF)	355.4	341.1	341.1	341.1	354.5	354.5	13.4	3.9%
1004 Gen Fund (UGF)	5,517.5	5,695.2	5,847.1	5,847.1	5,371.1	5,371.1	-476.0	-8.1%
1005 GF/Prgm (DGF)	14,352.9	15,235.5	15,235.5	15,235.5	15,762.7	16,903.7	1,668.2	10.9%
1007 I/A Rcpts (Other)	339.3	527.6	527.6	527.6	547.4	547.4	19.8	3.8%
1055 IA/OIL HAZ (Other)	16.4	21.6	21.6	21.6	21.6	21.6	0.0	0.0%
1061 CIP Rcpts (Other)	1,631.8	610.7	610.7	610.7	630.1	1,130.1	519.4	85.0%
1105 PFund Rcpt (Other)	2,074.8	2,117.1	2,117.1	2,117.1	2,194.3	2,194.3	77.2	3.6%
1108 Stat Desig (Other)	5.6	316.9	316.9	316.9	326.3	226.3	-90.6	-28.6%
1153 State Land (DGF)	4,781.9	4,870.5	4,870.5	4,870.5	5,049.0	5,049.0	178.5	3.7%
1154 Shore Fish (DGF)	337.0	477.5	477.5	477.5	493.0	493.0	15.5	3.2%
1192 Mine Trust (Other)	0.0	30.4	30.4	30.4	30.8	30.0	-0.4	-1.3%
Unrestricted General (UGF)	5,872.9	6,036.3	6,188.2	6,188.2	5,725.6	5,725.6	-462.6	-7.5%
Designated General (DGF)	19,471.8	20,583.5	20,583.5	20,583.5	21,304.7	22,445.7	1,862.2	9.0%
Other Funds	4,067.9	3,624.3	3,624.3	3,624.3	3,750.5	4,149.7	525.4	14.5%
Federal Funds	546.7	1,367.2	1,367.2	1,367.2	1,411.8	1,112.6	-254.6	-18.6%
Positions:								
Permanent Full Time	221	221	222	222	222	222	0	0.0%
Permanent Part Time	0	0	0	0	0	0	0	0.0%
Non Permanent	3	3	3	3	3	3	0	0.0%

Change Record Detail - Multiple Scenarios with Descriptions
Department of Natural Resources

Component: Mining, Land & Water (3002)
RDU: Fire Suppression, Land & Water Resources (602)

Scenario/Change Record Title	Trans Type	Totals	Personal Services	Travel	Services	Commodities	Capital Outlay	Grants, Benefits	Miscellaneous	Positions		NP
										PFT	PPT	
***** Changes From FY2024 Enrolled To FY2024 Authorized *****												
Mine Reclamation Activities Sec66(b) Ch1 SLA2023 P151 L11 (HB39)												
1192 Mine Trust	Enrol(L)	30.0	6.0	5.0	12.0	7.0	0.0	0.0	0.0	0	0	0
FY2024 Enrolled												
1002 Fed Rcpts	Enrolled	1,367.2										
1003 G/F Match		341.1										
1004 Gen Fund		5,695.2										
1005 GF/Prgm		15,235.5										
1007 I/A Rcpts		527.6										
1055 IA/OIL HAZ		21.6										
1061 CIP Rcpts		610.7										
1105 PFund Rcpt		2,117.1										
1108 Stat Desig		291.9										
1153 State Land		4,870.5										
1154 Shore Fish		477.5										
1192 Mine Trust		0.4										
Settlement of Claims Against Reclamation Bonds Sec66(c) Ch1 SLA2023 P151 L11 (HB39)												
1108 Stat Desig	Enrol(L)	25.0	0.0	0.0	25.0	0.0	0.0	0.0	0.0	0	0	0
Carbon Offset Program; Carbon Storage Natural Resource Specialist 3 Ch2 SLA2023(SB48) (Sec2 Ch1 FSSLA2023 P42 L25(HB39))												
1004 Gen Fund	FisNot	151.9	117.5	5.0	17.4	12.0	0.0	0.0	0.0	1	0	0

This bill establishes a carbon offset program in the Department of Natural Resources (Department) and authorizes leasing of state lands for carbon management purposes. The proposed programs will facilitate use of state lands and generate new revenue streams for the state. The Department envisions them as separate programs with separate staff and funding, but sharing a central coordinator with in-house carbon management expertise. The leasing program allows entities to apply for leases of state lands for carbon management purposes. The offset program allows the state to undertake carbon offset projects.

REVENUE

Revenues are not specifically estimated for either program due to timeline uncertainty and potential project variations. After legislative enactment, the Department assumes that carbon offset program stand-up and initial project identification would occur during CY 2023 and 2024. Project development is estimated to begin in CY 2024 or 2025. Current approximations for carbon offset projects have a development timeline of 18 to 24 months before generating credits, and earliest credit sales may occur in FY 2028.

Leasing revenue will be driven by demand, value and area of lands leased, and rental payments as established under AS 38.05.081(f), and is deposited in general fund program receipts.

Change Record Detail - Multiple Scenarios with Descriptions
Department of Natural Resources

Component: Mining, Land & Water (3002)
RDU: Fire Suppression, Land & Water Resources (602)

Scenario/Change Record Title	Trans Type	Totals	Personal Services	Travel	Services	Commodities	Capital Outlay	Grants, Benefits	Miscellaneous	Positions		
										PFT	PPT	NP

EXPENDITURES

The Department will lay a foundation for leases and offset projects and then fill out staffing based on program demand. A large project coordinator and administrative officer housed in the Department's Office of Project Management and Permitting (OPMP) will coordinate Department subject matter experts, planners, foresters and adjudicators in the Divisions of Mining, Land & Water (DMLW) and Forestry & Fire Protection (DOF). Staff in DMLW support the leasing program established under AS 38.05.081 and are funded by unrestricted general funds then, as available, through program receipts; the intent is to utilize receipt authority in place of general fund dollars. Staff in DOF and OPMP are funded by unrestricted general funds.; the intent is to utilize the program receipt authority in place of general fund dollars.

The Department anticipates an increase in applications starting in CY 2024. The Department intends to address the immediate need to develop regulations consistent with the requirements of this legislation by adding one staff position (Natural Resource Specialist 3, Range 18) within the Division of Mining, Land & Water (Division). The Department anticipates this process could take 1 to 1.5 years to complete. This first step is necessary to ensure a consistent adjudicatory framework for agency staff and businesses applying to the state under provisions of this bill. After regulations are adopted, this position will transition to a Division adjudicator role that will begin working on carbon leasing project applications anticipated by the agency. If the Department determines that the number of carbon project leasing applications are outpacing current staff ability to adjudicate applications in a timely fashion, the Department will request additional positions necessary to meet the program demand.

Personnel Costs in the Division of Mining, Land and Water:
 One Natural Resource Specialists 3 (Range 18) will be \$117.5 total compensation.

Travel Costs:
 The Department anticipates \$5.0 in annual travel expenses for public and agency meetings related to regulation development and for field verification of parcel locations and conditions beginning in FY 2025.

Services:
 Contractual costs for office space, telephones, core service charges and related expenses for new positions are \$15.0 annually. Funding for training staff on carbon offsets and other programmatic areas is estimated at \$2.4 annually.

Commodities/Supplies:
 Supply costs including computers are \$2.0 per person annually. Initial office set up is a one-time cost of \$10.0 per staff.
 First year costs combined (initial and annual) are \$12.0.

Subtotal	31,763.2	26,561.9	434.0	4,306.6	460.7	0.0	0.0	0.0	222	0	3
-----------------	-----------------	-----------------	--------------	----------------	--------------	------------	------------	------------	------------	----------	----------

***** Changes From FY2024 Management Plan To FY2025 Governor Adjusted Base *****											
Reverse FY2024 Mine Reclamation Activities											
	OTI	-30.0	-6.0	-5.0	-12.0	-7.0	0.0	0.0	0.0	0	0
1192 Mine Trust		-30.0									

The amount necessary for the purposes specified in AS 37.14.820 for the fiscal year ending June 30, 2024, estimated to be \$30,000, is appropriated from the mine reclamation trust fund income account (AS 37.14.800(a)) to the mine reclamation trust fund operating account (AS 37.14.800(a)).

Restore FY2025 Mine Reclamation Activities

Change Record Detail - Multiple Scenarios with Descriptions
Department of Natural Resources

Component: Mining, Land & Water (3002)

RDU: Fire Suppression, Land & Water Resources (602)

Scenario/Change Record Title	Trans Type	Totals	Personal Services	Travel	Services	Commodities	Capital Outlay	Grants, Benefits	Miscellaneous	Positions		
										PFT	PPT	NP
1192 Mine Trust	IncM	30.0	6.0	5.0	12.0	7.0	0.0	0.0	0.0	0	0	0
Restore estimate appropriated from the mine reclamation trust fund operating account (AS 37.14.800(a)) to the Division of Mining, Land & Water. This authority is used for reclamation of State land by utilizing bond funds as necessary.												
The amount necessary for the purposes specified in AS 37.14.820 for the fiscal year ending June 30, 2025, estimated to be \$30,000, is appropriated from the mine reclamation trust fund operating account (AS 37.14.800(a)) to the Department of Natural Resources for those purposes for the fiscal year ending June 30, 2025.												
Reverse FY2024 Settlement of Claims Against Reclamation Bonds												
1108 Stat Desig	OTI	-25.0	0.0	0.0	-25.0	0.0	0.0	0.0	0.0	0	0	0
The amount received in settlement of a claim against a bond guaranteeing the reclamation of state, federal, or private land, including the plugging or repair of a well, estimated to be \$50,000, is appropriated to the Department of Natural Resources for the purpose of reclaiming the state, federal, or private land affected by a use covered by the bond for the fiscal year ending June 30, 2024.												
Restore FY2025 Settlement of Claims Against Reclamation Bonds												
1108 Stat Desig	IncM	25.0	0.0	0.0	25.0	0.0	0.0	0.0	0.0	0	0	0
Restore FY2023 language appropriation for settlement of a claim against a bond guaranteeing the reclamation of State, federal, or private land, including the plugging or repair of a well, estimated to be \$25.0 for the Division of Mining, Land and Water.												
The Division of Forestry utilizes the same language section, also with an estimated amount of \$25.0, for a total of \$50.0 referenced in the language section of the bill.												
The amount received in settlement of a claim against a bond guaranteeing the reclamation of state, federal, or private land, including the plugging or repair of a well, estimated to be \$50,000, is appropriated to the Department of Natural Resources for the purpose of reclaiming the state, federal, or private land affected by a use covered by the bond for the fiscal year ending June 30, 2025.												
Reverse Advancing State's Rights in Navigability and Revised Statute 2477 (FY22-24)												
1004 Gen Fund	OTI	-695.0	-314.4	-12.6	-365.0	-3.0	0.0	0.0	0.0	0	0	0
Reverse multi-year appropriation for advancing State's rights in navigability and RS2477 (Revised Statute 2477).												
Reverse Second Year of Carbon Offset Program; Carbon Storage (Ch2 SLA 2023 (SB48))												
1004 Gen Fund	OTI	-10.0	0.0	0.0	0.0	-10.0	0.0	0.0	0.0	0	0	0

Change Record Detail - Multiple Scenarios with Descriptions
Department of Natural Resources

Component: Mining, Land & Water (3002)
RDU: Fire Suppression, Land & Water Resources (602)

Scenario/Change Record Title	Trans Type	Totals	Personal Services	Travel	Services	Commodities	Capital Outlay	Grants, Benefits	Miscellaneous	Positions		NP
										PFT	PPT	
Reverse one-time funding for initial office setup for the carbon offset program.												
FY2025 Salary, Health Insurance, and PERS Rate Adjustments												
	SalAdj	1,134.4	1,134.4	0.0	0.0	0.0	0.0	0.0	0.0	0	0	0
1002 Fed Rcpts		44.6										
1003 G/F Match		13.4										
1004 Gen Fund		229.0										
1005 GF/Prgm		527.2										
1007 I/A Rcpts		19.8										
1061 CIP Rcpts		19.4										
1105 PFund Rcpt		77.2										
1108 Stat Desig		9.4										
1153 State Land		178.5										
1154 Shore Fish		15.5										
1192 Mine Trust		0.4										
FY2025 Salary, Health Insurance, and PERS Rate Adjustments: \$1,134.4												
FY2025 AlaskaCare insurance from \$1,793 to \$1,908 per member per month: \$74.5												
FY2025 GGU health insurance from \$1,573.50 to \$1,579.50 per member per month: \$11.5												
FY2025 GGU 5% Cost of Living Adjustment: \$770.2												
FY2025 PERS Rate Adjustment from 25.10% to 26.76%: \$278.2												
	Subtotal	32,192.6	27,381.9	421.4	3,941.6	447.7	0.0	0.0	0.0	222	0	3
***** Changes From FY2025 Governor Adjusted Base To FY2025 Governor *****												
Advancing State's Rights in Navigability and Revised Statute 2477												
	Inc	741.0	366.0	10.0	365.0	0.0	0.0	0.0	0.0	0	0	0
1005 GF/Prgm		741.0										
The Public Access Assertion & Defense (PAAD) section continues to execute the Governor's efforts to maximize Alaskans' access to, and use of, the lands and natural resources of our state.												
The division was appropriated a temporary increment between FY2022-FY2024 of \$695.0 to accomplish the Governor's approved initiative of managing uplands, developing resources, and increasing Alaskans' ownership of land consistent with the unique federal and Sstate laws.												
The temporary increment ended in FY2024 and continued funding is necessary for RS 2477 work. Contractual needs are for navigability and RS2477 field work, data gathering, assertion of management rights, documenting state-owned waterbodies and RS2477 trails, and a more extensive use of third party technical and legal experts to successfully secure federal court rulings and Recordable Disclaimers of Interest for removing ambiguity to state title.												
Increase Capital Receipt Authority to Accommodate Additional Project Activity												
	Inc	500.0	500.0	0.0	0.0	0.0	0.0	0.0	0.0	0	0	0

Change Record Detail - Multiple Scenarios with Descriptions
Department of Natural Resources

Component: Mining, Land & Water (3002)
RDU: Fire Suppression, Land & Water Resources (602)

Scenario/Change Record Title	Trans Type	Totals	Personal Services	Travel	Services	Commodities	Capital Outlay	Grants, Benefits	Miscellaneous	Positions		NP
										PFT	PPT	
1061 CIP Rcpts		500.0										
Increase capital improvement project receipt authority (CIP) in the Division of Mining, Land & Water (DMLW) component. Over the last three years, the Department has seen an increase in capital projects resulting in the need for additional CIP authority to reflect this change.												
Realign Personal Services Funding to Assist with Employee Retention Efforts												
	FndChg	0.0	0.0	0.0	0.0	0.0	0.0	0.0	0.0	0	0	0
1002 Fed Rcpts		-300.0										
1005 GF/Prgm		400.0										
1108 Stat Desig		-100.0										
The Division of Mining, Land and Water has determined the need to realign personal services authority to reflect actual spending.												
To address challenges with staffing levels in the Natural Resource Specialist job class series, the division has reclassified existing positions and added flexibility between ranges; with continued evaluation to align position job classes with the work being performed. This allows the division to retain trained employees who have incentive to gain knowledge and long-term experience in our programs, the ability to perform independently, and the ability to upgrade to the next step in the specialist series without needing to vacate positions or move between programs.												
This fund source adjustment provides more accurate budgeting based on program needs and continued efforts in vacancy reduction.												
Replace Mine Reclamation Trust Fund with Federal Receipts												
	FndChg	0.0	0.0	0.0	0.0	0.0	0.0	0.0	0.0	0	0	0
1002 Fed Rcpts		0.8										
1192 Mine Trust		-0.8										
Replace Mine Reclamation Trust Fund with Federal Receipts.												
Totals		33,433.6	28,247.9	431.4	4,306.6	447.7	0.0	0.0	0.0	222	0	3

Line Item Detail (1676)
Department of Natural Resources
Travel

Component: Mining, Land & Water (3002)

Line Number	Line Name		FY2023 Actuals	FY2024 Management Plan	FY2025 Governor
2000	Travel		332.1	434.0	431.4
Object Class	Servicing Agency	Explanation	FY2023 Actuals	FY2024 Management Plan	FY2025 Governor
2000 Travel Detail Totals			332.1	434.0	431.4
2000	In-State Employee Travel	In-state transportation costs for employee travel relating to administration, conventions and meetings, boards, and commissions.	295.1	420.0	416.4
2002	Out of State Employee Travel	Transportation costs for travel conventions and meetings, boards and commissions.	35.1	14.0	15.0
2006	Other Travel Costs	Other travel costs.	1.9	0.0	0.0

Line Item Detail (1676)
Department of Natural Resources
Services

Component: Mining, Land & Water (3002)

Line Number	Line Name		FY2023 Actuals	FY2024 Management Plan	FY2025 Governor
3000	Services		4,087.9	4,306.6	4,306.6
Object Class	Servicing Agency	Explanation	FY2023 Actuals	FY2024 Management Plan	FY2025 Governor
3000 Services Detail Totals			4,087.9	4,306.6	4,306.6
3000	Education Services	Training, educational conferences, and agency memberships.	129.4	75.0	75.0
3001	Financial Services	Miscellaneous financial services.	0.3	0.0	0.0
3002	Legal and Judicial Services	RS2477 and Navigability Research Contracts.	120.8	365.0	365.0
3003	Information Technology	Software leases, licensing, and maintenance.	741.4	625.0	625.0
3004	Telecommunications	Local, long distance, and cellular telephone charges, data/network, telecommunication equipment.	37.4	55.0	55.0
3005	Health Services	Health services.	0.8	0.0	0.0
3006	Delivery Services	Freight, courier services, and postage.	37.6	30.0	30.0
3007	Advertising and Promotions	Advertising, promotions, and legal notices.	28.9	55.0	55.0
3008	Utilities	Electricity, heating fuel, water, sewage, and disposal services.	128.4	125.0	125.0
3009	Structure/Infrastructure/Land	Services including surveys, real estate appraisals, janitorial services, building maintenance, and office/meeting space rentals and leases.	426.4	200.0	200.0
3010	Equipment/Machinery	Various equipment purchases and rentals/leases including copier machines for several offices, portable toilets, etc., ATV/boat	85.9	90.0	105.0

Line Item Detail (1676)
Department of Natural Resources
Services

Component: Mining, Land & Water (3002)

Object Class	Servicing Agency	Explanation	FY2023 Actuals	FY2024 Management Plan	FY2025 Governor
3000 Services Detail Totals			4,087.9	4,306.6	4,306.6
		repair.			
3011	Other Services	Multiple contractual service agreements.	217.2	490.0	476.6
3011	Other Services	Management Plan services for Jonesville and Moose Range.	200.0	0.0	0.0
3011	Other Services	Preliminary Best Interest Findings (PBIF) for the Nome Offshore Mining Program.	69.2	0.0	0.0
3012	Inter-Agency Federal Indirect Rate Allocation	Indirect cost allocation for departmental purchasing, accounting, reports, personnel consultation and other services provided by Administrative Services.	121.3	185.0	185.0
3015	Inter-Agency Conservation/Environmental	EnvCon - Department-wide	2.1	0.0	0.0
3015	Inter-Agency Conservation/Environmental	NatRes - Public Information Center (2441)	27.5	30.0	30.0
3015	Inter-Agency Conservation/Environmental	Trans - Department-wide	1.3	0.0	0.0
3016	Inter-Agency Economic Development	NatRes - Commissioner's Office (423)	26.8	27.0	27.0
3016	Inter-Agency Economic Development	NatRes - Information Resource Mgmt. (427)	6.0	0.0	0.0
3016	Inter-Agency Economic Development	NatRes - Parks Management & Access (3001)	9.8	10.0	10.0
3016	Inter-Agency Economic Development	NatRes - Public Information Center (2441)	24.6	25.0	25.0

Line Item Detail (1676)
Department of Natural Resources
Services

Component: Mining, Land & Water (3002)

Object Class		Servicing Agency	Explanation	FY2023 Actuals	FY2024 Management Plan	FY2025 Governor
3000 Services Detail Totals				4,087.9	4,306.6	4,306.6
3016	Inter-Agency Economic Development	Rev - Department-wide	support. Reimbursable services agreement Department of Revenue Tax Division for Production Royalty Submittal System for Mining.	13.0	0.0	0.0
3017	Inter-Agency Information Technology Non-Telecommunications	Admin - Department-wide	Reimbursable services agreement with DOA for Adobe and Microsoft licenses.	62.7	150.0	150.0
3017	Inter-Agency Information Technology Non-Telecommunications	NatRes - Information Resource Mgmt. (427)	Reimbursable services agreement Information Resource Management for water resources online automation.	8.2	0.0	0.0
3017	Inter-Agency Information Technology Non-Telecommunications	Admin - Department-wide	Reimbursable services agreement with DOA for OIT Core Services chargeback.	397.7	400.0	400.0
3017	Inter-Agency Information Technology Non-Telecommunications	NatRes - Information Resource Mgmt. (427)	Reimbursable services agreement with DOA for Server Hosting and Storage.	29.8	100.0	100.0
3018	Inter-Agency Information Technology Telecommunications	Admin - Department-wide	Reimbursable services agreement with DOA for telecommunication - phones.	67.9	70.0	70.0
3021	Inter-Agency Mail	Admin - Department-wide	Reimbursable services agreement with DOA for centralized mail services chargeback.	3.0	3.0	3.0
3022	Inter-Agency Human Resources	Admin - Department-wide	Reimbursable services agreement with DOA for human resource chargeback.	53.1	45.0	45.0
3023	Inter-Agency Building Leases	Admin - Department-wide	Reimbursable services agreement with DOA for office space costs.	311.9	350.0	350.0
3024	Inter-Agency Legal	Law - Department-wide	Reimbursable Service Agreements with Department of Law including SMCRA legal services for Coal A&E, Litigation Support to Defend	317.7	400.0	400.0

Line Item Detail (1676)
Department of Natural Resources
Services

Component: Mining, Land & Water (3002)

Object Class	Servicing Agency	Explanation	FY2023 Actuals	FY2024 Management Plan	FY2025 Governor	
3000 Services Detail Totals			4,087.9	4,306.6	4,306.6	
		Permitting Process and RS 2477 Program Support.				
3026	Inter-Agency Insurance	Admin - Department-wide	Reimbursable services agreement with DOA for risk management, and property insurance.	7.8	10.0	10.0
3027	Inter-Agency Financial	Admin - Department-wide	Reimbursable services agreement with DOA for IRIS HRM ALDER chargeback and Shared Services chargeback.	57.6	150.0	150.0
3029	Inter-Agency Education/Training	Admin - Department-wide	Reimbursable services agreement with SSoA for Procurement Training	0.4	0.0	0.0
3031	Inter-Agency Construction	NatRes - Parks Management & Access (3001)	Reimbursable service agreement with Parks Design & Construction for Maud Road maintenance and repairs.	111.8	0.0	0.0
3036	Inter-Agency Safety	PubSaf - Department-wide	Reimbursable services agreements with Public Safety for the Knik River Public Safety Corridor.	90.3	125.0	125.0
3037	State Equipment Fleet	Trans - Department-wide	State equipment fleet vehicle usage.	111.9	116.6	115.0

Line Item Detail (1676)
Department of Natural Resources
Commodities

Component: Mining, Land & Water (3002)

Line Number	Line Name		FY2023 Actuals	FY2024 Management Plan	FY2025 Governor
4000	Commodities		402.5	460.7	447.7
Object Class	Servicing Agency	Explanation	FY2023 Actuals	FY2024 Management Plan	FY2025 Governor
4000 Commodities Detail Totals			402.5	460.7	447.7
4000	Business	Regular business supplies, IT equipment.	332.0	325.0	310.0
4002	Household/Institutional	Cleaning, food, and other supplies.	6.8	30.0	30.0
4004	Safety	Field safety gear.	20.8	40.0	40.0
4006	Signs and Markers	Signs and markers.	15.1	10.0	10.0
4011	Electrical	Electrical.	0.3	0.0	0.0
4013	Lube Oils/Grease/Solvents	Solvents.	0.1	0.7	0.7
4015	Parts and Supplies	Parts and supplies.	17.4	20.0	20.0
4019	Small Tools/Minor Equipment	Small tools/equipment.	8.2	30.0	30.0
4020	Equipment Fuel	Fuel.	1.8	5.0	7.0

Line Item Detail (1676)
Department of Natural Resources
Capital Outlay

Component: Mining, Land & Water (3002)

Line Number	Line Name		FY2023 Actuals	FY2024 Management Plan	FY2025 Governor
5000	Capital Outlay		265.2	0.0	0.0
Object Class	Servicing Agency	Explanation	FY2023 Actuals	FY2024 Management Plan	FY2025 Governor
5000 Capital Outlay Detail Totals			265.2	0.0	0.0
5001	Land	LDIF 1000 Skies Subdivision Land Improvements	76.4	0.0	0.0
5001	Land	Purchase Fantasy Island Property	76.0	0.0	0.0
5002	Structures and Infrastructure	Knik River Public Access Corridor road improvements.	14.3	0.0	0.0
5004	Equipment	Small equipment purchases.	98.5	0.0	0.0

Revenue Detail (1681)
Department of Natural Resources

Component: Mining, Land & Water (3002)

Revenue Type (OMB Fund Code) Revenue Source	Component	Comment	FY2023 Actuals	FY2024 Management Plan	FY2025 Governor
5002 Fed Rcpts (1002 Fed Rcpts)			546.7	1,367.2	1,112.6
5010 Federal Natural Resources - Miscellaneous Grants		Federal grant reimbursement.	546.7	1,367.2	1,112.6
5005 GF/Prgm (1005 GF/Prgm)			15,957.9	15,235.5	16,903.7
5106 Program Receipts Charges for Services - Rent and Royalties		Rent and royalties.	2,796.0	3,000.0	3,000.0
5112 Program Receipts Natural Resources - Charges for Services		Charges for various program receipts.	776.9	800.0	800.0
5113 Program Receipts Natural Resources - Rent and Royalties		Water management, permits, material sales, and leases.	12,149.5	11,200.0	12,763.7
5114 Program Receipts Natural Resources - Other Revenue		Other revenue related to water management, permits, material sales, and leases.	234.7	235.5	340.0
5125 Program Receipts - Prior Year Reimbursement Recovery		Prior year reimbursement recovery.	0.8	0.0	0.0
5007 I/A Rcpts (1007 I/A Rcpts)			339.3	527.6	547.4
5301 Inter-Agency Receipts		Reimbursable service agreements - miscellaneous.	13.6	32.6	67.4
5301 Inter-Agency Receipts	Commerce - Department-wide	Reimbursable service agreement with Department of Commerce for Orphaned Well Surveys.	3.7	10.0	10.0
5301 Inter-Agency Receipts	EnvCon - Department-wide	DEC Spill Prevention for Tug Neva.	1.4	0.0	0.0
5301 Inter-Agency Receipts	NatRes - Agricultural Development (455)	Reimbursable services agreements with Agricultural Development for firearms safety training and survey, title, and land conveyance support.	0.0	25.0	25.0
5301 Inter-Agency Receipts	NatRes - Fire Suppression Preparedness (2705)	Reimbursable services agreement with Fire Suppression Preparedness for Fairbanks employee fire support.	16.9	25.0	25.0
5301 Inter-Agency Receipts	NatRes - Geological & Geophysical Surveys (1031)	Reimbursable services agreement with Geological & Geophysical Surveys for small ground LiDar support.	26.7	25.0	10.0

Revenue Detail (1681)
Department of Natural Resources

Component: Mining, Land & Water (3002)

Revenue Type (OMB Fund Code) Revenue Source	Component	Comment	FY2023 Actuals	FY2024 Management Plan	FY2025 Governor
5301 Inter-Agency Receipts	NatRes - Mental Health Lands Admin (1635)	Reimbursable services agreements with Mental Health for USFS Land Exchange title work, land management support surveys, and other title reports.	36.7	35.0	35.0
5301 Inter-Agency Receipts	NatRes - Oil & Gas (439)	Reimbursable services agreements with Oil & Gas for realty services, appraisals and survey support.	65.9	55.0	55.0
5301 Inter-Agency Receipts	NatRes - Parks Management & Access (3001)	Reimbursable service agreement for Stiles Creek Shooting Range Improvements and Antler Bison.	3.6	15.0	15.0
5301 Inter-Agency Receipts	NatRes - Project Management & Permitting (2733)	Reimbursable services agreements with Project Management & Permitting for the projects including but not limited to Ambler Road, Red Dog, Pogo, Nanushuk Development, Donlin Gold, Greens Creek and Fort Knox.	163.2	300.0	300.0
5301 Inter-Agency Receipts	NatRes - Trustee Council Projects (1199)	Reimbursable services agreement for EVOS support.	2.8	5.0	5.0
5301 Inter-Agency Receipts	NatRes - Fire Suppression Preparedness (2705)	Reimbursable service agreement with Division of Forestry for Clear Fire Monument rehabilitation.	4.8	0.0	0.0
5301 Inter-Agency Receipts	Commerce - Department-wide	Reimbursable service agreement with Alaska Oil and Gas Conservation Commission for Title Chain Search Services.	0.0	0.0	0.0
5055 IA/OIL HAZ (1055 IA/OIL HAZ)			16.4	21.6	21.6
5391 Oil and Hazardous Waste Inter-Agency		Oil and Hazardous Waste response.	16.4	21.6	21.6
5061 CIP Rcpts (1061 CIP Rcpts)			1,631.8	610.7	1,130.1
5351 Capital Improvement Project Inter-Agency		Capital improvement project receipts for work in direct support of capital projects.	1,631.8	610.7	1,130.1

Revenue Detail (1681)
Department of Natural Resources

Component: Mining, Land & Water (3002)

Revenue Type (OMB Fund Code) Revenue Source	Component	Comment	FY2023 Actuals	FY2024 Management Plan	FY2025 Governor
5105 PFund Rcpt (1105 PFund Rcpt)			2,074.8	2,117.1	2,194.3
5414 Alaska Permanent Fund Corporation Receipts		Land sales fund.	2,074.8	2,117.1	2,194.3
5108 Stat Desig (1108 Stat Desig)			5.6	316.9	226.3
5201 Statutory Dsgntd Prgrm Rcpts Pblc Prctn - Permits and Fees		Permits and fee collections.	0.0	230.0	141.3
5201 Statutory Dsgntd Prgrm Rcpts Pblc Prctn - Permits and Fees		Settlement of Claims Against Reclamation Bonds.	0.0	25.0	25.0
5206 Statutory Designated Program Receipts - Contracts		Reimbursement for dam safety and construction support.	5.6	61.9	60.0
5154 Shore Fish (1154 Shore Fish)			337.0	477.5	493.0
5403 Shore Fisheries Development Lease Program		Permits and leases for shore fishing.	337.0	477.5	493.0
6004 Gen Fund (1004 Gen Fund)			0.0	0.0	0.0
6046 General Fund - Prior Year Reimbursement Recovery		Prior year reimbursement recovery.	0.0	0.0	0.0
6153 State Land (1153 State Land)			4,781.9	4,870.5	5,049.0
6778 State Land Disposal Income Fund - Transfers In Other Funds		Land disposal income fund.	4,781.9	4,870.5	5,049.0
6192 Mine Trust (1192 Mine Trust)			0.0	30.4	30.0
6271 Mine Reclamation Trust Fund - Miscellaneous		Mine reclamation trust fund receipts.	0.0	30.4	30.0

Inter-Agency Services (1682)
Department of Natural Resources

Component: Mining, Land & Water (3002)

	FY2023 Actuals	FY2024 Management Plan	FY2025 Governor
Component Totals	1,742.9	2,011.6	2,010.0
With Department of Environmental Conservation	2.1	0.0	0.0
With Department of Natural Resources	244.5	192.0	192.0
With Department of Transportation and Public Facilities	113.2	116.6	115.0
With Department of Revenue	13.0	0.0	0.0
With Department of Administration	962.1	1,178.0	1,178.0
With Department of Law	317.7	400.0	400.0
With Department of Public Safety	90.3	125.0	125.0

Object Class	Servicing Agency	Explanation	FY2023 Actuals	FY2024 Management Plan	FY2025 Governor
3015 Inter-Agency Conservation/Environmental	EnvCon - Department-wide	Reimbursable services agreement with DEC for Island Lake Spill.	2.1	0.0	0.0
3015 Inter-Agency Conservation/Environmental	NatRes - Public Information Center (2441)	Reimbursable services agreement with Public Information Center for office support.	27.5	30.0	30.0
3015 Inter-Agency Conservation/Environmental	Trans - Department-wide	Reimbursable services agreement with DOT for removal of debris from Coldfoot Staging area.	1.3	0.0	0.0
3016 Inter-Agency Economic Development	NatRes - Commissioner's Office (423)	Reimbursable services agreement with Commissioner's Office for office support.	26.8	27.0	27.0
3016 Inter-Agency Economic Development	NatRes - Information Resource Mgmt. (427)	Reimbursable services agreement with IRM for carbon capture bill mapping services.	6.0	0.0	0.0
3016 Inter-Agency Economic Development	NatRes - Parks Management & Access (3001)	Multiple reimbursable service agreements with Parks for design and construction services.	9.8	10.0	10.0
3016 Inter-Agency Economic Development	NatRes - Public Information Center (2441)	Reimbursable services agreement for the Northern Region Public Information Center Intern for land support.	24.6	25.0	25.0

Inter-Agency Services (1682)
Department of Natural Resources

Component: Mining, Land & Water (3002)

Object Class		Servicing Agency	Explanation	FY2023 Actuals	FY2024 Management Plan	FY2025 Governor
3016	Inter-Agency Economic Development	Rev - Department-wide	Reimbursable services agreement Department of Revenue Tax Division for Production Royalty Submittal System for Mining.	13.0	0.0	0.0
3017	Inter-Agency Information Technology Non-Telecommunications	Admin - Department-wide	Reimbursable services agreement with DOA for Adobe and Microsoft licenses.	62.7	150.0	150.0
3017	Inter-Agency Information Technology Non-Telecommunications	NatRes - Information Resource Mgmt. (427)	Reimbursable services agreement Information Resource Management for water resources online automation.	8.2	0.0	0.0
3017	Inter-Agency Information Technology Non-Telecommunications	Admin - Department-wide	Reimbursable services agreement with DOA for OIT Core Services chargeback.	397.7	400.0	400.0
3017	Inter-Agency Information Technology Non-Telecommunications	NatRes - Information Resource Mgmt. (427)	Reimbursable services agreement with DOA for Server Hosting and Storage.	29.8	100.0	100.0
3018	Inter-Agency Information Technology Telecommunications	Admin - Department-wide	Reimbursable services agreement with DOA for telecommunication - phones.	67.9	70.0	70.0
3021	Inter-Agency Mail	Admin - Department-wide	Reimbursable services agreement with DOA for centralized mail services chargeback.	3.0	3.0	3.0
3022	Inter-Agency Human Resources	Admin - Department-wide	Reimbursable services agreement with DOA for human resource chargeback.	53.1	45.0	45.0
3023	Inter-Agency Building Leases	Admin - Department-wide	Reimbursable services agreement with DOA for office space costs.	311.9	350.0	350.0
3024	Inter-Agency Legal	Law - Department-wide	Reimbursable Service Agreements with Department of Law including SMCRA legal services for Coal A&E, Litigation Support to Defend Permitting Process and RS 2477 Program Support.	317.7	400.0	400.0
3026	Inter-Agency Insurance	Admin - Department-wide	Reimbursable services agreement	7.8	10.0	10.0

Inter-Agency Services (1682)
Department of Natural Resources

Component: Mining, Land & Water (3002)

Object Class	Servicing Agency	Explanation	FY2023 Actuals	FY2024 Management Plan	FY2025 Governor
3027	Inter-Agency Financial	Admin - Department-wide with DOA for risk management, and property insurance. Reimbursable services agreement with DOA for IRIS HRM ALDER chargeback and Shared Services chargeback.	57.6	150.0	150.0
3029	Inter-Agency Education/Training	Admin - Department-wide Reimbursable services agreement with SSoA for Procurement Training	0.4	0.0	0.0
3031	Inter-Agency Construction	NatRes - Parks Management & Access (3001) Reimbursable service agreement with Parks Design & Construction for Maud Road maintenance and repairs.	111.8	0.0	0.0
3036	Inter-Agency Safety	PubSaf - Department-wide Reimbursable services agreements with Public Safety for the Knik River Public Safety Corridor.	90.3	125.0	125.0
3037	State Equipment Fleet	Trans - Department-wide State equipment fleet vehicle usage.	111.9	116.6	115.0

Personal Services Expenditure Detail
Department of Natural Resources

Scenario: FY2025 Governor (20959)
Component: Mining, Land & Water (3002)
RDU: Fire Suppression, Land & Water Resources (602)

PCN	Job Class Title	Time Status	Retire Code	Barg Unit	Location	Salary Sched	Range / Step	Comp Months	Split / Count	Annual Salaries	COLA	Premium Pay	Annual Benefits	Total Costs	UGF Amount
10-0121	Natural Resource Specialist 3	FT	A	GP	Anchorage	200	18D / E	12.0		70,570	4,982	0	48,138	123,690	123,690
10-0242	Natural Resource Specialist 2	FT	A	GP	Anchorage	200	16D / E	12.0		61,875	4,368	0	44,557	110,800	0
10-0285	Project Assistant	FT	A	GP	Anchorage	200	16J / K	12.0		72,475	5,116	0	48,923	126,514	126,514
10-0344	Analyst/Programmer 3	FT	A	GP	Anchorage	200	18G	12.0		77,864	5,497	0	51,143	134,504	0
10-1005	Appraiser 3	FT	A	SS	Anchorage	99	21Q	12.0		116,678	0	0	71,112	187,790	0
10-1011	Natural Resource Manager 1	FT	A	SS	Anchorage	99	18O	12.0		88,896	0	0	59,669	148,565	0
10-1017	Natural Resource Specialist 3	FT	A	GP	Juneau	205	18B / C	12.0		70,455	4,974	0	48,091	123,520	0
10-1052	Natural Resource Manager 3	FT	A	SS	Juneau	205	22A	12.0		91,894	0	0	60,904	152,798	0
10-1065	Admn OPS Mgr 1	FT	A	SS	Anchorage	200	22L	12.0		114,130	0	0	70,063	184,193	0
10-1077	Natural Resource Specialist 2	FT	A	GP	Anchorage	200	16C / D	12.0		59,983	4,235	0	43,778	107,996	0
10-1091	Natural Resource Specialist 2	FT	A	GP	Anchorage	200	16B / C	12.0		58,142	4,105	0	43,019	105,266	0
10-1097	Natural Resource Manager 1	FT	A	SS	Anchorage	200	18F / J	12.0		79,713	0	0	55,886	135,599	0
10-1110	Natural Resource Manager 3	FT	A	SS	Fairbanks	203	22N	12.0		125,299	0	0	74,663	199,962	0
10-1131	Natural Resource Specialist 2	FT	A	GP	Anchorage	200	16B / C	12.0		58,142	4,105	0	43,019	105,266	0
10-1133	Natural Resource Specialist 3	FT	A	GP	Anchorage	200	18C / D	12.0		69,922	4,936	0	47,872	122,730	122,730
10-1145	Natural Resource Specialist 1	FT	A	GP	Anchorage	200	14A / B	12.0		49,706	3,509	0	39,545	92,760	0
10-1149	Natural Resource Manager 3	FT	A	SS	Anchorage	200	22F / J	12.0		106,090	0	0	66,751	172,841	10,371
10-1157	Appraiser 2	FT	A	GP	Anchorage	200	18N	12.0		92,157	6,506	0	57,030	155,693	0
10-1168	Natural Resource Specialist 3	FT	A	GP	Fairbanks	203	18L	12.0		89,037	6,286	0	55,745	151,068	0
10-1193	Natural Resource Specialist 3	FT	A	GP	Anchorage	200	18G / J	12.0		79,740	5,629	0	51,916	137,285	0
10-1213	Natural Resource Manager 2	FT	A	SS	Fairbanks	203	20M	12.0		106,267	0	0	66,824	173,091	0
10-1233	Natural Resource Manager 1	FT	A	SS	Fairbanks	203	18E / F	12.0		81,434	0	0	56,595	138,029	0

Note: If a position is split, an asterisk (*) will appear in the Split/Count column. If the split position is also counted in the component, two asterisks (**) will appear in this column. [No valid job title] appearing in the Job Class Title indicates that the PCN has an invalid class code or invalid range for the class code effective date of this scenario.

Personal Services Expenditure Detail
Department of Natural Resources

Scenario: FY2025 Governor (20959)
Component: Mining, Land & Water (3002)
RDU: Fire Suppression, Land & Water Resources (602)

PCN	Job Class Title	Time Status	Retire Code	Barg Unit	Location	Salary Sched	Range / Step	Comp Months	Split / Count	Annual Salaries	COLA	Premium Pay	Annual Benefits	Total Costs	UGF Amount
10-1235	Natural Resource Manager 2	FT	A	SS	Fairbanks	203	20B / C	12.0		84,427	0	0	57,828	142,255	0
10-1241	Administrative Assistant 1	FT	A	GP	Anchorage	200	12G / J	12.0		53,330	3,765	0	41,037	98,132	0
10-1243	Natural Resource Specialist 3	FT	A	GP	Juneau	205	18B	12.0		69,147	4,881	0	47,552	121,580	0
10-1251	Natural Resource Specialist 1	FT	A	GP	Anchorage	200	14B / C	12.0		50,125	3,539	0	39,717	93,381	0
10-1264	Natural Resource Technician 1	FT	A	GP	Juneau	205	10A / B	12.0		40,560	2,863	0	35,777	79,200	0
10-1272	Natural Resource Specialist 1	FT	A	GP	Anchorage	200	14B / C	12.0		51,271	3,619	0	40,189	95,079	0
10-1273	Natural Resource Specialist 2	FT	A	GP	Anchorage	200	16B / C	12.0		58,356	4,120	0	43,107	105,583	0
10-1274	Natural Resource Manager 2	FT	A	SS	Anchorage	200	20M / N	12.0		105,931	0	0	66,686	172,617	0
10-1276	Natural Resource Technician 2	FT	A	GP	Anchorage	200	12B / C	12.0		43,782	3,091	0	37,104	83,977	0
10-1280	Natural Resource Manager 2	FT	A	SS	Fairbanks	203	20L / M	12.0		103,337	0	0	65,617	168,954	0
10-1283	Natural Resource Specialist 2	FT	A	GP	Anchorage	200	16B	12.0		57,272	4,043	0	42,661	103,976	0
10-1289	Office Assistant 2	FT	A	GP	Fairbanks	203	10L / M	12.0		51,588	3,642	0	40,320	95,550	95,550
10-1315	Natural Resource Manager 3	FT	A	SS	Anchorage	200	22D / E	12.0		105,381	0	2,352	67,428	175,161	0
10-1318	Natural Resource Specialist 3	FT	A	GP	Juneau	205	18B / C	12.0		70,099	4,949	0	47,944	122,992	0
10-1320	Office Assistant 3	FT	A	GP	Anchorage	200	11B / C	12.0		41,389	2,922	0	36,119	80,430	0
10-1329	Natural Resource Manager 1	FT	A	SS	Fairbanks	203	18E / F	12.0		80,068	0	0	56,033	136,101	0
10-1334	Office Assistant 3	FT	A	GP	Anchorage	200	11B / C	12.0		41,913	2,959	0	36,335	81,207	0
10-1346	Natural Resource Specialist 1	FT	A	GP	Anchorage	200	14C / D	12.0		52,010	3,672	0	40,494	96,176	0
10-1347	Natural Resource Specialist 3	FT	A	GP	Fairbanks	203	18G / J	12.0		83,104	5,867	0	53,301	142,272	0
10-1348	Natural Resource Specialist 3	FT	A	GP	Anchorage	200	18J / K	12.0		81,608	5,761	0	52,685	140,054	0
10-1362	Natural Resource Specialist 2	FT	A	GP	Anchorage	200	16C / D	12.0		60,338	4,260	0	43,924	108,522	0
10-1369	Natural Resource Specialist	FT	A	GP	Juneau	205	16A / B	12.0		60,138	4,245	0	43,841	108,224	108,224

Note: If a position is split, an asterisk (*) will appear in the Split/Count column. If the split position is also counted in the component, two asterisks (**) will appear in this column. [No valid job title] appearing in the Job Class Title indicates that the PCN has an invalid class code or invalid range for the class code effective date of this scenario.

Personal Services Expenditure Detail
Department of Natural Resources

Scenario: FY2025 Governor (20959)
Component: Mining, Land & Water (3002)
RDU: Fire Suppression, Land & Water Resources (602)

PCN	Job Class Title	Time Status	Retire Code	Barg Unit	Location	Salary Sched	Range / Step	Comp Months	Split / Count	Annual Salaries	COLA	Premium Pay	Annual Benefits	Total Costs	UGF Amount
10-1375	2 Natural Resource Manager	FT	A	SS	Anchorage	200	20B / C	12.0		81,519	0	0	56,630	138,149	0
10-1380	2 Natural Resource Specialist	FT	A	GP	Anchorage	200	21A / B	12.0		79,775	5,632	0	51,930	137,337	137,337
10-1384	4 Natural Resource Specialist	FT	A	GP	Fairbanks	203	16C / D	12.0		61,243	4,323	0	44,297	109,863	0
10-1388	2 Natural Resource Specialist	FT	A	GP	Anchorage	200	16C / D	12.0		59,721	4,216	0	43,670	107,607	0
10-1391	Administrative Assistant 2	FT	A	GP	Fairbanks	203	14O	12.0		74,451	5,256	0	49,737	129,444	0
10-1472	Division Operations Manager	FT	A	SS	Anchorage	200	24F / J	12.0		126,339	0	0	75,092	201,431	0
10-1530	2 Natural Resource Specialist	FT	A	GP	Fairbanks	203	16B / C	12.0		59,256	4,183	0	43,478	106,917	0
10-1568	3 Natural Resource Manager	FT	A	SS	Anchorage	200	22B / C	12.0		93,443	0	0	61,542	154,985	0
10-1570	4 Natural Resource Specialist	FT	A	GP	Anchorage	200	21M / N	12.0		110,324	7,788	0	64,513	182,625	0
10-1574	3 Natural Resource Manager	FT	A	SS	Anchorage	200	22J	12.0		107,058	0	0	67,150	174,208	0
10-1582	2 Natural Resource Specialist	FT	A	GP	Fairbanks	203	16B / C	12.0		59,713	4,215	0	43,666	107,594	0
10-1590	2 Natural Resource Specialist	FT	A	GP	Anchorage	200	16A / B	12.0		57,272	4,043	0	42,661	103,976	0
10-1593	2 Natural Resource Specialist	FT	A	GP	Fairbanks	203	16B / C	12.0		59,224	4,181	0	43,465	106,870	0
10-1594	Geologist 3	FT	A	GP	Fairbanks	203	19B / C	12.0		74,978	5,293	0	49,954	130,225	0
10-1604	Natural Resource Technician 2	FT	A	GP	Anchorage	200	12B / C	12.0		44,624	3,150	0	37,451	85,225	0
10-1609	1 Natural Resource Manager	FT	A	SS	Juneau	99	18N	12.0		97,479	0	0	63,204	160,683	0
10-1634	2 Natural Resource Specialist	FT	A	GP	Anchorage	200	16B / C	12.0		58,555	4,134	0	43,189	105,878	0
10-1635	2 Natural Resource Specialist	FT	A	GP	Fairbanks	203	16B / C	12.0		59,224	4,181	0	43,465	106,870	0
10-1665	2 Natural Resource Specialist	FT	A	GP	Anchorage	200	16L / M	12.0		77,259	5,454	0	50,894	133,607	53,443
10-1669	2 Natural Resource Specialist	FT	A	GP	Juneau	205	16C / D	12.0		62,361	4,402	0	44,757	111,520	0

Note: If a position is split, an asterisk (*) will appear in the Split/Count column. If the split position is also counted in the component, two asterisks (**) will appear in this column. [No valid job title] appearing in the Job Class Title indicates that the PCN has an invalid class code or invalid range for the class code effective date of this scenario.

Personal Services Expenditure Detail
Department of Natural Resources

Scenario: FY2025 Governor (20959)
Component: Mining, Land & Water (3002)
RDU: Fire Suppression, Land & Water Resources (602)

PCN	Job Class Title	Time Status	Retire Code	Barg Unit	Location	Salary Sched	Range / Step	Comp Months	Split / Count	Annual Salaries	COLA	Premium Pay	Annual Benefits	Total Costs	UGF Amount
10-1671	Natural Resource Specialist 2	FT	A	GP	Anchorage	200	16L / M	12.0		77,669	5,483	0	51,062	134,214	0
10-1674	Natural Resource Specialist 3	FT	A	GP	Juneau	205	18F / G	12.0		81,244	5,735	0	52,535	139,514	0
10-1675	Natural Resource Manager 1	FT	A	SS	Fairbanks	203	18D / E	12.0		77,031	0	0	54,782	131,813	0
10-1677	Natural Resource Manager 2	FT	A	SS	Fairbanks	203	20O	12.0		113,277	0	0	69,711	182,988	0
10-1679	Tech Eng/Arch 2	FT	A	GP	Anchorage	200	25J	12.0		131,352	9,273	0	73,175	213,800	0
10-1690	Natural Resource Manager 2	FT	A	SS	Anchorage	200	20E / F	12.0		89,295	0	0	59,833	149,128	0
10-1692	Natural Resource Specialist 3	FT	A	GP	Anchorage	200	18B / C	12.0		67,831	4,789	0	47,010	119,630	0
10-1696	Natural Resource Manager 1	FT	A	SS	Juneau	205	18B / C	12.0		74,868	0	0	53,891	128,759	0
10-1700	Natural Resource Manager 2	FT	A	SS	Anchorage	200	20K	12.0		96,782	0	0	62,917	159,699	0
10-1701	Natural Resource Specialist 3	FT	A	GP	Anchorage	200	18F / G	12.0		77,864	5,497	0	51,143	134,504	0
10-1705	Natural Resource Specialist 1	FT	A	GP	Anchorage	200	14A / B	12.0		49,501	3,495	0	39,460	92,456	0
10-1707	Program Coordinator 2	FT	A	SS	Anchorage	200	20D / E	12.0		85,919	0	0	58,443	144,362	0
10-1712	Division Operations Manager	FT	A	SS	Anchorage	200	24F	12.0		118,726	0	0	71,956	190,682	0
10-1713	Natural Resource Specialist 2	FT	A	GP	Anchorage	200	16E / F	12.0		65,665	4,636	0	46,118	116,419	0
10-1714	Natural Resource Manager 3	FT	A	SS	Anchorage	200	22A / B	12.0		90,520	0	0	60,338	150,858	0
10-1718	Natural Resource Technician 3	FT	A	GP	Anchorage	200	14N / O	12.0		72,096	5,090	0	48,767	125,953	50,381
10-1725	Natural Resource Specialist 3	FT	A	GP	Anchorage	200	18N / O	12.0		93,909	6,630	0	57,752	158,291	0
10-1726	Natural Resource Specialist 2	FT	A	GP	Fairbanks	203	16K / L	12.0		76,055	5,369	0	50,398	131,822	0
10-1732	Natural Resource Specialist 3	FT	A	GP	Anchorage	200	18B / C	12.0		65,946	4,655	0	46,234	116,835	0
10-1744	Natural Resource Manager 1	FT	A	SS	Anchorage	200	18F	12.0		79,498	0	0	55,798	135,296	40,589
10-1745	Natural Resource Specialist	FT	A	GP	Anchorage	200	16C / D	12.0		59,198	4,179	0	43,454	106,831	0

Note: If a position is split, an asterisk (*) will appear in the Split/Count column. If the split position is also counted in the component, two asterisks (**) will appear in this column. [No valid job title] appearing in the Job Class Title indicates that the PCN has an invalid class code or invalid range for the class code effective date of this scenario.

Personal Services Expenditure Detail
Department of Natural Resources

Scenario: FY2025 Governor (20959)
Component: Mining, Land & Water (3002)
RDU: Fire Suppression, Land & Water Resources (602)

PCN	Job Class Title	Time Status	Retire Code	Barg Unit	Location	Salary Sched	Range / Step	Comp Months	Split / Count	Annual Salaries	COLA	Premium Pay	Annual Benefits	Total Costs	UGF Amount
10-1746	2 Natural Resource Technician 2	FT	A	GP	Anchorage	200	12A / B	12.0		43,602	3,078	0	37,030	83,710	0
10-1747	Natural Resource Specialist 3	FT	A	GP	Anchorage	200	18E / F	12.0		74,677	5,272	0	49,830	129,779	0
10-1749	Natural Resource Specialist 3	FT	A	GP	Anchorage	200	18P / Q	12.0		98,527	6,956	0	59,654	165,137	0
10-1750	Natural Resource Specialist 1	FT	A	GP	Anchorage	200	14B / C	12.0		50,446	3,561	0	39,849	93,856	0
10-1753	Natural Resource Specialist 1	FT	A	GP	Juneau	205	14C / D	12.0		54,210	3,827	0	41,400	99,437	0
10-1757	Natural Resource Specialist 3	FT	A	GP	Anchorage	200	18B / C	12.0		67,699	4,779	0	46,956	119,434	113,462
10-1763	Natural Resource Manager 2	FT	A	SS	Anchorage	200	20F / J	12.0		90,890	0	0	60,490	151,380	0
10-1765	Natural Resource Specialist 2	FT	A	GP	Anchorage	200	16A / B	12.0		57,013	4,025	0	42,554	103,592	0
10-1767	Administrative Officer 2	FT	A	SS	Anchorage	200	19F	12.0		84,989	0	0	58,060	143,049	0
10-1769	Natural Resource Specialist 3	FT	A	GP	Anchorage	200	18G	12.0		77,864	5,497	0	51,143	134,504	134,504
10-1770	Natural Resource Specialist 3	FT	A	GP	Anchorage	200	18M	12.0		89,252	6,301	0	55,834	151,387	143,818
10-1771	Natural Resource Specialist 3	FT	A	GP	Anchorage	200	18B / C	12.0		66,606	4,702	0	46,506	117,814	47,126
10-1778	Land Survey Specialist 2	FT	A	GP	Anchorage	200	20B / C	12.0		77,071	5,441	0	50,816	133,328	0
10-1780	Land Surveyor 2	FT	A	SS	Anchorage	99	22N / O	12.0		121,659	0	0	73,164	194,823	0
10-1781	Land Survey Specialist 2	FT	A	GP	Anchorage	200	20L / M	12.0		100,289	7,080	0	60,380	167,749	0
10-1784	Land Survey Manager 1	FT	A	SS	Anchorage	200	23F / J	12.0		113,517	0	0	69,810	183,327	0
10-1786	Land Surveyor 2	FT	A	GP	Anchorage	200	22M / N	12.0		119,516	8,437	0	68,299	196,252	58,876
10-1788	Land Survey Specialist 1	FT	A	GP	Anchorage	200	18A / B	12.0		65,571	4,629	0	46,079	116,279	40,698
10-1789	Land Survey Manager 2	FT	A	SS	Anchorage	200	24M	12.0		134,950	0	0	78,639	213,589	0
10-1793	Natural Resource Specialist 3	FT	A	GP	Anchorage	200	18E / F	12.0		72,906	5,147	0	49,101	127,154	0
10-1794	Natural Resource Manager 2	FT	A	SS	Anchorage	200	20J / K	12.0		96,453	0	0	62,782	159,235	47,771
10-1796	Natural Resource Specialist 2	FT	A	GP	Fairbanks	203	16J	12.0		73,067	5,158	0	49,167	127,392	0
10-1797	Natural Resource Specialist 2	FT	A	GP	Fairbanks	203	16B / C	12.0		59,413	4,194	0	43,543	107,150	0

Note: If a position is split, an asterisk (*) will appear in the Split/Count column. If the split position is also counted in the component, two asterisks (**) will appear in this column. [No valid job title] appearing in the Job Class Title indicates that the PCN has an invalid class code or invalid range for the class code effective date of this scenario.

Personal Services Expenditure Detail
Department of Natural Resources

Scenario: FY2025 Governor (20959)
Component: Mining, Land & Water (3002)
RDU: Fire Suppression, Land & Water Resources (602)

PCN	Job Class Title	Time Status	Retire Code	Barg Unit	Location	Salary Sched	Range / Step	Comp Months	Split / Count	Annual Salaries	COLA	Premium Pay	Annual Benefits	Total Costs	UGF Amount
10-1798	Natural Resource Manager 3	FT	A	SS	Anchorage	200	22K	12.0		110,531	0	0	68,580	179,111	0
10-1806	Natural Resource Specialist 3	FT	A	GP	Anchorage	200	18J	12.0		81,081	5,724	0	52,468	139,273	139,273
10-1807	Natural Resource Specialist 2	FT	A	GP	Anchorage	200	16C / D	12.0		61,067	4,311	0	44,224	109,602	0
10-1809	Natural Resource Specialist 4	FT	A	GP	Fairbanks	203	21A	12.0		80,204	5,662	0	52,107	137,973	131,074
10-1812	Analyst/Programmer 2	FT	A	GP	Anchorage	200	16B / C	12.0		58,952	4,162	0	43,353	106,467	101,144
10-1815	Natural Resource Specialist 1	FT	A	GP	Anchorage	200	14A / B	12.0		49,433	3,490	0	39,432	92,355	0
10-1816	Natural Resource Specialist 2	FT	A	GP	Anchorage	200	16D / E	12.0		61,630	4,351	0	44,456	110,437	0
10-1817	Natural Resource Specialist 3	FT	A	GP	Anchorage	200	18K	12.0		83,714	5,910	0	53,552	143,176	0
10-1820	Natural Resource Technician 2	FT	A	GP	Anchorage	200	12G / J	12.0		53,203	3,756	0	40,985	97,944	97,944
10-1821	Natural Resource Specialist 3	FT	A	GP	Anchorage	200	18N	12.0		92,157	6,506	0	57,030	155,693	0
10-1822	Natural Resource Specialist 2	FT	A	GP	Anchorage	200	16L	12.0		75,621	5,338	0	50,219	131,178	0
10-1823	Natural Resource Manager 1	FT	A	SS	Anchorage	200	18B / C	12.0		71,043	0	0	52,315	123,358	0
10-1824	Natural Resource Specialist 2	FT	A	GP	Juneau	205	16J / K	12.0		76,203	5,380	0	50,459	132,042	0
10-1825	Natural Resource Specialist 3	FT	A	GP	Fairbanks	203	18K	12.0		86,229	6,087	0	54,588	146,904	0
10-1826	Natural Resource Specialist 3	FT	A	GP	Anchorage	200	18D / E	12.0		70,937	5,008	0	48,290	124,235	0
10-1827	Natural Resource Specialist 4	FT	A	GP	Anchorage	200	21G / J	12.0		96,218	6,793	0	58,703	161,714	0
10-1828	Natural Resource Manager 3	FT	A	SS	Anchorage	200	22E / F	12.0		101,184	0	0	64,730	165,914	0
10-1829	Natural Resource Specialist 2	FT	A	GP	Fairbanks	203	16C / D	12.0		62,221	4,392	0	44,699	111,312	105,746
10-1830	Land Survey Specialist 2	FT	A	GP	Anchorage	200	20C / D	12.0		113,908	8,041	0	65,989	187,938	0
10-1833	Natural Resource Manager 2	FT	A	SS	Anchorage	200	20A / B	12.0		79,009	0	0	55,596	134,605	0
10-1834	Natural Resource Specialist	FT	A	GP	Anchorage	200	18N / O	12.0		94,159	6,647	0	57,855	158,661	145,175

Note: If a position is split, an asterisk (*) will appear in the Split/Count column. If the split position is also counted in the component, two asterisks (**) will appear in this column. [No valid job title] appearing in the Job Class Title indicates that the PCN has an invalid class code or invalid range for the class code effective date of this scenario.

Personal Services Expenditure Detail
Department of Natural Resources

Scenario: FY2025 Governor (20959)
Component: Mining, Land & Water (3002)
RDU: Fire Suppression, Land & Water Resources (602)

PCN	Job Class Title	Time Status	Retire Code	Barg Unit	Location	Salary Sched	Range / Step	Comp Months	Split / Count	Annual Salaries	COLA	Premium Pay	Annual Benefits	Total Costs	UGF Amount
10-1835	3 Land Surveyor 2	FT	A	SS	Anchorage	200	22O	12.0		125,611	0	0	74,792	200,403	40,081
10-1836	Natural Resource Specialist	FT	A	GP	Anchorage	200	16C / D	12.0		60,600	4,278	0	44,032	108,910	0
10-1837	2 Natural Resource Specialist	FT	A	GP	Anchorage	200	18B / C	12.0		67,020	4,731	0	46,676	118,427	0
10-1839	3 Natural Resource Specialist	FT	A	GP	Fairbanks	203	18G / J	12.0		81,861	5,779	0	52,789	140,429	0
10-1840	3 Natural Resource Specialist	FT	A	GP	Anchorage	200	16G / J	12.0		70,352	4,966	0	48,049	123,367	0
10-1841	2 Hydrologist 2	FT	A	GP	Anchorage	200	19C / D	12.0		74,274	5,243	0	49,664	129,181	0
10-1842	Natural Resource Specialist	FT	A	GP	Anchorage	200	18F / G	12.0		77,051	5,439	0	50,808	133,298	0
10-1843	3 Land Surveyor 2	FT	A	SS	Anchorage	200	22L	12.0		114,130	0	0	70,063	184,193	174,983
10-1844	Natural Resource Specialist	FT	A	GP	Anchorage	200	16C / D	12.0		59,665	4,212	0	43,647	107,524	0
10-1846	2 Natural Resource Specialist	FT	A	GP	Anchorage	200	18G	12.0		77,864	5,497	0	51,143	134,504	67,252
10-1847	3 Natural Resource Specialist	FT	A	GP	Fairbanks	203	18B / C	12.0		68,387	4,828	0	47,239	120,454	0
10-1848	3 Land Surveyor 2	FT	A	SS	Fairbanks	99	22R	12.0		143,759	0	0	82,267	226,026	0
10-1850	Natural Resource Specialist	FT	A	GP	Anchorage	200	18E / F	12.0		73,960	5,221	0	49,535	128,716	0
10-1852	3 Natural Resource Specialist	FT	A	GP	Anchorage	200	18N	12.0		92,157	6,506	0	57,030	155,693	149,465
10-1854	3 Natural Resource Specialist	FT	A	GP	Anchorage	200	14B / C	12.0		51,243	3,617	0	40,178	95,038	90,286
10-1855	1 Natural Resource Manager	FT	A	SS	Anchorage	200	20F	12.0		90,792	0	0	60,450	151,242	151,242
10-1856	2 Natural Resource Manager	FT	A	SS	Anchorage	200	22K	12.0		110,531	0	0	68,580	179,111	0
10-1857	3 Natural Resource Specialist	FT	A	GP	Anchorage	200	18E / F	12.0		74,475	5,258	0	49,747	129,480	0
10-1859	3 Natural Resource Manager	FT	A	SS	Anchorage	200	18C / D	12.0		74,730	0	0	53,834	128,564	124,707
10-1860	1 Analyst/Programmer 1	FT	A	GP	Anchorage	200	14B / C	12.0		50,111	3,538	0	39,711	93,360	93,360
10-1861	Land Surveyor 1	FT	A	GP	Anchorage	200	21E / F	12.0		89,342	6,307	0	55,871	151,520	30,304
10-1862	Land Surveyor 2	FT	A	GP	Fairbanks	203	22G	12.0		105,105	7,420	0	62,363	174,888	0
10-1864	Administrative Assistant 1	FT	A	GP	Anchorage	200	12J / K	12.0		54,984	3,882	0	41,719	100,585	0

Note: If a position is split, an asterisk (*) will appear in the Split/Count column. If the split position is also counted in the component, two asterisks (**) will appear in this column.
[No valid job title] appearing in the Job Class Title indicates that the PCN has an invalid class code or invalid range for the class code effective date of this scenario.

Personal Services Expenditure Detail
Department of Natural Resources

Scenario: FY2025 Governor (20959)
Component: Mining, Land & Water (3002)
RDU: Fire Suppression, Land & Water Resources (602)

PCN	Job Class Title	Time Status	Retire Code	Barg Unit	Location	Salary Sched	Range / Step	Comp Months	Split / Count	Annual Salaries	COLA	Premium Pay	Annual Benefits	Total Costs	UGF Amount
10-1865	Geologist 1	FT	A	GP	Anchorage	200	15B / C	12.0		55,205	3,897	0	41,810	100,912	0
10-1866	Natural Resource Manager 1	FT	A	SS	Anchorage	200	18F	12.0		79,498	0	0	55,798	135,296	0
10-1867	Natural Resource Specialist 2	FT	A	GP	Anchorage	200	16M / N	12.0		78,395	5,534	0	51,362	135,291	0
10-1869	Natural Resource Specialist 3	FT	A	GP	Anchorage	200	18E / F	12.0		73,534	5,191	0	49,359	128,084	121,680
10-1870	Geologist 2	FT	A	GP	Fairbanks	203	17B / C	12.0		64,643	4,563	0	45,697	114,903	0
10-1871	Geologist 2	FT	A	GP	Fairbanks	203	17C / D	12.0		66,517	4,696	0	46,469	117,682	0
10-1872	Geologist 3	FT	A	GP	Anchorage	200	19A / B	12.0		70,178	4,954	0	47,977	123,109	0
10-1873	Natural Resource Specialist 2	FT	A	GP	Fairbanks	203	16F / G	12.0		69,420	4,901	0	47,665	121,986	0
10-1877	Natural Resource Specialist 2	FT	A	GP	Anchorage	200	16B / C	12.0		58,906	4,158	0	43,334	106,398	0
10-1878	Natural Resource Specialist 3	FT	A	GP	Anchorage	200	18J	12.0		81,081	5,724	0	52,468	139,273	139,273
10-1879	Natural Resource Specialist 4	FT	A	GP	Anchorage	200	21N / O	12.0		114,490	8,082	0	66,229	188,801	0
10-1882	Land Surveyor 1	FT	A	GP	Anchorage	200	21B / C	12.0		83,085	5,865	0	53,293	142,243	135,131
10-1885	Engineering Assistant 2	FT	A	GP	Anchorage	200	19B / C	12.0		71,169	5,024	0	48,385	124,578	0
10-1887	Natural Resource Specialist 2	FT	A	GP	Anchorage	200	16B / C	12.0		58,142	4,105	0	43,019	105,266	105,266
10-1888	Natural Resource Specialist 2	FT	A	GP	Anchorage	200	16C / D	12.0		60,338	4,260	0	43,924	108,522	103,096
10-1889	Natural Resource Specialist 2	FT	A	GP	Anchorage	200	16A / B	12.0		57,272	4,043	0	42,661	103,976	103,976
10-1890	Natural Resource Specialist 3	FT	A	GP	Anchorage	200	18C / D	12.0		68,408	4,829	0	47,248	120,485	118,075
10-1891	Natural Resource Specialist 2	FT	A	GP	Fairbanks	203	16L	12.0		77,883	5,498	0	51,151	134,532	134,532
10-1892	Engineering Associate	FT	A	GP	Fairbanks	203	21J / K	12.0		102,863	7,262	0	61,440	171,565	162,987
10-1893	Natural Resource Specialist 1	FT	A	GP	Anchorage	200	14B / C	12.0		51,005	3,601	0	40,080	94,686	0
10-1894	Natural Resource Specialist 1	FT	A	GP	Anchorage	200	14C / D	12.0		51,978	3,669	0	40,480	96,127	0
10-1895	Natural Resource Specialist 2	FT	A	GP	Fairbanks	203	16D / E	12.0		64,097	4,525	0	45,472	114,094	0
10-1896	Natural Resource Specialist 2	FT	A	GP	Anchorage	200	16B / C	12.0		57,638	4,069	0	42,812	104,519	0

Note: If a position is split, an asterisk (*) will appear in the Split/Count column. If the split position is also counted in the component, two asterisks (**) will appear in this column. [No valid job title] appearing in the Job Class Title indicates that the PCN has an invalid class code or invalid range for the class code effective date of this scenario.

Personal Services Expenditure Detail
Department of Natural Resources

Scenario: FY2025 Governor (20959)
Component: Mining, Land & Water (3002)
RDU: Fire Suppression, Land & Water Resources (602)

PCN	Job Class Title	Time Status	Retire Code	Barg Unit	Location	Salary Sched	Range / Step	Comp Months	Split / Count	Annual Salaries	COLA	Premium Pay	Annual Benefits	Total Costs	UGF Amount
10-1897	Natural Resource Specialist 3	FT	A	GP	Anchorage	200	18C / D	12.0		70,355	4,967	0	48,050	123,372	34,544
10-1898	Natural Resource Specialist 1	FT	A	GP	Anchorage	100	14B / C	12.0		51,890	3,663	0	40,444	95,997	0
10-1899	Natural Resource Specialist 3	FT	A	GP	Anchorage	200	18D / E	12.0		71,575	5,053	0	48,552	125,180	125,180
10-1900	Historian 2	FT	A	GP	Anchorage	100	18G	12.0		78,605	5,549	0	51,448	135,602	135,602
10-1901	Natural Resource Specialist 3	FT	A	GP	Fairbanks	203	18C / D	12.0		71,954	5,080	0	48,708	125,742	0
10-1902	Natural Resource Specialist 3	FT	A	GP	Anchorage	200	18D / E	12.0		72,794	5,139	0	49,054	126,987	126,987
10-1903	Land Surveyor 2	FT	A	SS	Anchorage	200	22D / E	12.0		98,108	0	0	63,463	161,571	0
10-1904	Natural Resource Specialist 3	FT	N	GP	Fairbanks	203	18C / D	12.0		70,907	4,057	0	29,303	104,267	0
10-1905	Natural Resource Specialist 2	FT	A	GP	Juneau	205	16C / D	12.0		63,219	4,463	0	45,111	112,793	0
10-1906	Micro/Net Tc 2	FT	A	GP	Anchorage	200	16C / D	12.0		59,945	4,232	0	43,762	107,939	0
10-1907	Natural Resource Specialist 2	FT	A	GP	Fairbanks	203	16B / C	12.0		59,886	4,228	0	43,738	107,852	0
10-1908	Geologist 3	FT	A	GP	Fairbanks	203	19A / B	12.0		72,579	5,124	0	48,966	126,669	0
10-1909	Natural Resource Specialist 2	FT	A	GP	Anchorage	200	16B / C	12.0		58,219	4,110	0	43,051	105,380	0
10-1910	Natural Resource Specialist 3	FT	A	GP	Anchorage	200	18E / F	12.0		73,130	5,163	0	49,193	127,486	127,486
10-2037	Hydrologist 2	FT	A	GP	Fairbanks	203	19D / E	12.0		78,177	5,519	0	51,272	134,968	60,155
10-2051	Natural Resource Specialist 3	FT	A	GP	Anchorage	200	18N	12.0		92,157	6,506	0	57,030	155,693	147,908
10-2056	Administrative Assistant 2	FT	A	GP	Anchorage	200	14B / C	12.0		50,125	3,539	0	39,717	93,381	0
10-2078	Hydrologist 4	FT	A	SS	Anchorage	200	21J / K	12.0		103,334	0	0	65,616	168,950	67,580
10-2097	Engineering Assistant 2	FT	A	GP	Anchorage	200	19D / E	12.0		75,861	5,355	0	50,318	131,534	0
10-2108	Natural Resource Specialist 3	FT	A	GP	Fairbanks	203	18J	12.0		83,519	5,896	0	53,472	142,887	0
10-2142	Natural Resource Specialist 2	FT	A	GP	Anchorage	200	16A / B	12.0		56,841	4,013	0	42,483	103,337	0
10-2143	Hydrologist 2	FT	A	GP	Anchorage	200	19G	12.0		83,187	5,873	0	53,335	142,395	142,395
10-2145	Hydrologist 1	FT	A	GP	Juneau	205	17A / B	12.0		63,921	4,513	0	45,400	113,834	0
10-2174	Natural Resource Manager 2	FT	A	SS	Juneau	205	20C / D	12.0		86,940	0	0	58,863	145,803	0
10-2197	Land Survey Specialist 2	FT	A	GP	Anchorage	200	20G / J	12.0		90,406	6,382	0	56,309	153,097	91,858

Note: If a position is split, an asterisk (*) will appear in the Split/Count column. If the split position is also counted in the component, two asterisks (**) will appear in this column. [No valid job title] appearing in the Job Class Title indicates that the PCN has an invalid class code or invalid range for the class code effective date of this scenario.

Personal Services Expenditure Detail
Department of Natural Resources

Scenario: FY2025 Governor (20959)
Component: Mining, Land & Water (3002)
RDU: Fire Suppression, Land & Water Resources (602)

PCN	Job Class Title	Time Status	Retire Code	Barg Unit	Location	Salary Sched	Range / Step	Comp Months	Split / Count	Annual Salaries	COLA	Premium Pay	Annual Benefits	Total Costs	UGF Amount
10-3043	Natural Resource Manager 3	FT	A	SS	Fairbanks	203	22J	12.0		110,261	0	0	68,469	178,730	0
10-3063	Natural Resource Specialist 3	FT	A	GP	Anchorage	200	18J	12.0		81,081	5,724	0	52,468	139,273	69,637
10-5093	Land Survey Specialist 2	FT	A	GP	Anchorage	200	20M / N	12.0		102,971	7,269	0	61,484	171,724	77,276
10-7006	Natural Resource Manager 3	FT	A	SS	Anchorage	200	22L / M	12.0		114,592	0	0	70,253	184,845	0
10-8201	Administrative Officer 1	FT	A	GP	Anchorage	200	17J	12.0		75,797	5,351	0	50,291	131,439	32,860
10-8205	Natural Resource Specialist 2	FT	A	GP	Fairbanks	203	16B / C	12.0		60,327	4,259	0	43,919	108,505	0
10-8208	Appraiser 2	FT	A	GP	Anchorage	200	18K	12.0		83,714	5,910	0	53,552	143,176	0
10-8209	Natural Resource Specialist 2	FT	A	GP	Fairbanks	203	16D / E	12.0		63,902	4,511	0	45,392	113,805	0
10-8212	Natural Resource Specialist 2	FT	A	GP	Anchorage	200	16C / D	12.0		60,151	4,246	0	43,847	108,244	0
10-8222	Natural Resource Technician 2	FT	A	GP	Anchorage	200	12C / D	12.0		45,910	3,241	0	37,981	87,132	0
10-8225	Geologist 3	FT	A	GP	Fairbanks	203	19D / E	12.0		77,951	5,503	0	51,179	134,633	0
10-8226	Geologist 4	FT	A	SS	Anchorage	99	21M / N	12.0		110,003	0	0	68,363	178,366	89,183
10-8237	Administrative Assistant 2	FT	A	GP	Anchorage	200	14C / D	12.0		52,814	3,728	0	40,825	97,367	0
10-8239	Geologist 2	FT	A	GP	Anchorage	200	17M / N	12.0		85,228	6,017	0	54,176	145,421	72,711
10-8244	Natural Resource Manager 1	FT	A	SS	Anchorage	200	18D / E	12.0		74,677	0	0	53,812	128,489	0
10-8246	Geologist 5	FT	A	SS	Fairbanks	203	22F / J	12.0		110,203	0	0	68,445	178,648	0
10-8247	Geologist 5	FT	A	SS	Anchorage	200	22B / C	12.0		92,567	0	0	61,181	153,748	0
10-8248	Geologist 4	FT	A	SS	Fairbanks	203	21E / F	12.0		98,842	0	0	63,766	162,608	0
10-8249	Engineering Associate	FT	A	SS	Anchorage	99	21M / N	12.0		110,492	0	0	68,564	179,056	0
10-8251	Division Director - Px	FT	A	XE	Anchorage	N00	27F	12.0		129,129	0	0	76,097	205,226	0
10-8255	Natural Resource Specialist 2	FT	A	GP	Anchorage	200	16B / C	12.0		58,463	4,127	0	43,152	105,742	0
10-N13096	Natural Resource Technician 3	NP	N	GP	Fairbanks	103	14A	12.0		49,979	2,860	0	26,283	79,122	0
10-N18003	Engineering Assistant 2	NP	N	GP	Anchorage	200	19Q	12.0		108,362	6,200	0	34,707	149,269	0
10-N18007	Natural Resource Specialist 3	NP	N	GP	Anchorage	200	18A	12.0		63,609	3,639	0	28,249	95,497	0
11-4348	Natural Resource Specialist 3	FT	A	GP	Anchorage	200	18M / N	12.0		91,552	6,463	0	56,781	154,796	0

Note: If a position is split, an asterisk (*) will appear in the Split/Count column. If the split position is also counted in the component, two asterisks (**) will appear in this column. [No valid job title] appearing in the Job Class Title indicates that the PCN has an invalid class code or invalid range for the class code effective date of this scenario.

Personal Services Expenditure Detail
Department of Natural Resources

Scenario: FY2025 Governor (20959)
Component: Mining, Land & Water (3002)
RDU: Fire Suppression, Land & Water Resources (602)

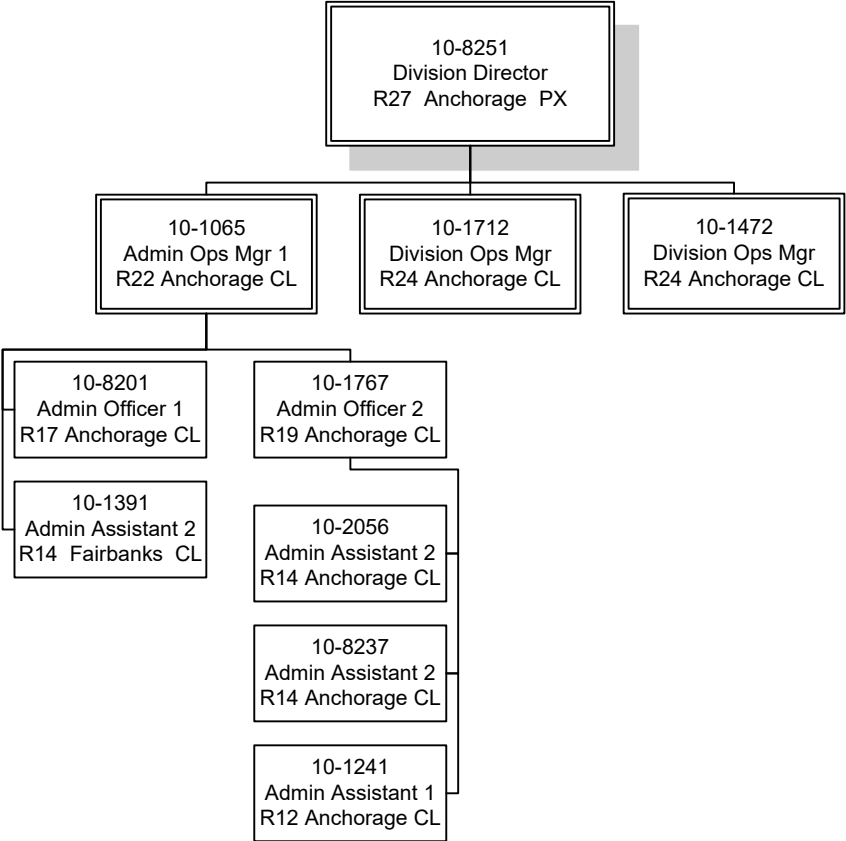
PCN	Job Class Title	Time Status	Retire Code	Barg Unit	Location	Salary Sched	Range / Step	Comp Months	Split / Count	Annual Salaries	COLA	Premium Pay	Annual Benefits	Total Costs	UGF Amount
	Total Positions		New	Deleted										Total Salary Costs:	17,516,558
														Total COLA:	830,014
	Full Time Positions:	222	0	0										Total Premium Pay:	2,352
	Part Time Positions:	0	0	0										Total Benefits:	11,655,394
	Non Permanent Positions:	3	0	0											
	Positions in Component:	225	0	0											
	Total Component Months:	2,700.0													
														Total Pre-Vacancy:	30,004,318
														Minus Vacancy Adjustment of 5.85%:	(1,756,418)
														Total Post-Vacancy:	28,247,900
														Plus Lump Sum Premium Pay:	0
														Personal Services Line 100:	28,247,900

PCN Funding Sources:	Pre-Vacancy	Post-Vacancy	Percent
1002 Federal Receipts	1,167,506	1,099,162	3.89%
1003 General Fund Match	342,012	321,991	1.14%
1004 Unrestricted General Fund Receipts	5,280,483	4,971,370	17.60%
1005 General Fund/Program Receipts	14,458,313	13,611,940	48.19%
1007 Interagency Receipts	532,656	501,475	1.78%
1061 Capital Improvement Project Receipts	677,461	637,803	2.26%
1105 Permanent Fund Corporation Gross Receipts	2,299,514	2,164,904	7.66%
1108 Statutory Designated Program Receipts	228,100	214,747	0.76%
1153 State Land Disposal Income Fund	4,503,384	4,239,761	15.01%
1154 Shore Fisheries Development Lease Program	507,559	477,847	1.69%
1192 Mine Reclamation Trust Fund	7,329	6,900	0.02%
Total PCN Funding:	30,004,318	28,247,900	100.00%

Note: If a position is split, an asterisk (*) will appear in the Split/Count column. If the split position is also counted in the component, two asterisks (**) will appear in this column. [No valid job title] appearing in the Job Class Title indicates that the PCN has an invalid class code or invalid range for the class code effective date of this scenario.

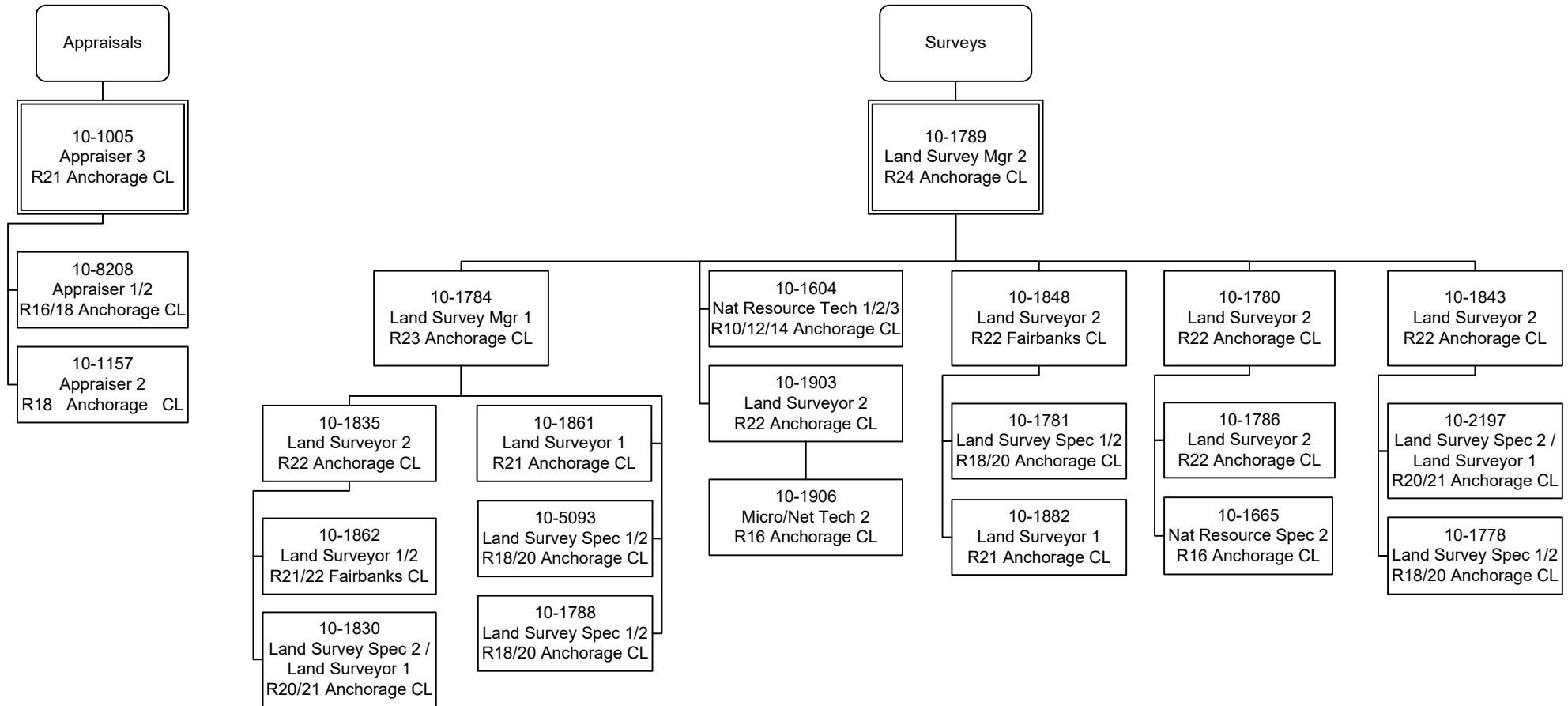
Director's Office

Department of Natural Resources
3002 - Mining, Land & Water
FY2025 Governor Budget



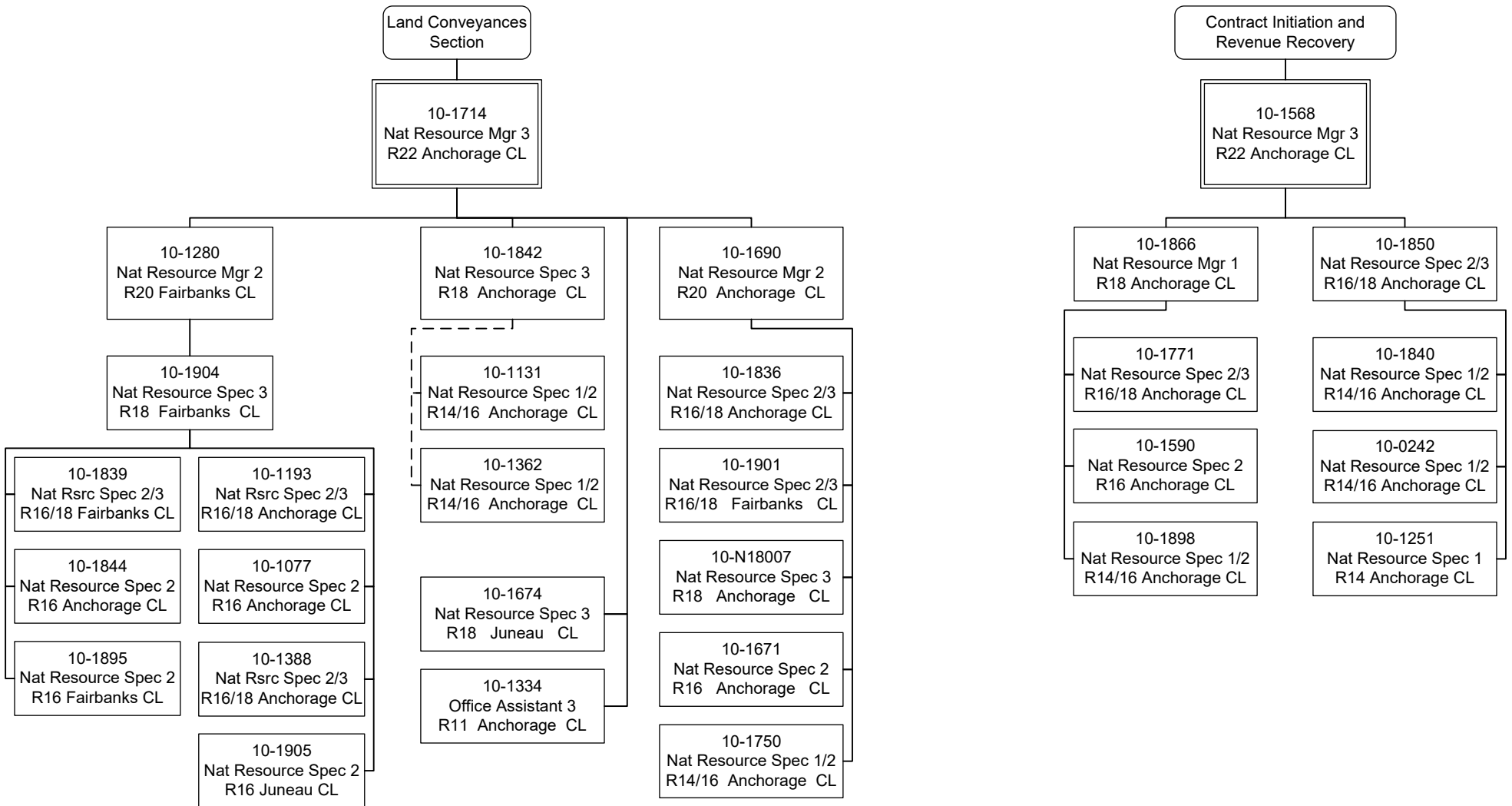
Appraisals / Surveys

Department of Natural Resources
3002 - Mining, Land & Water
FY2025 Governor Budget



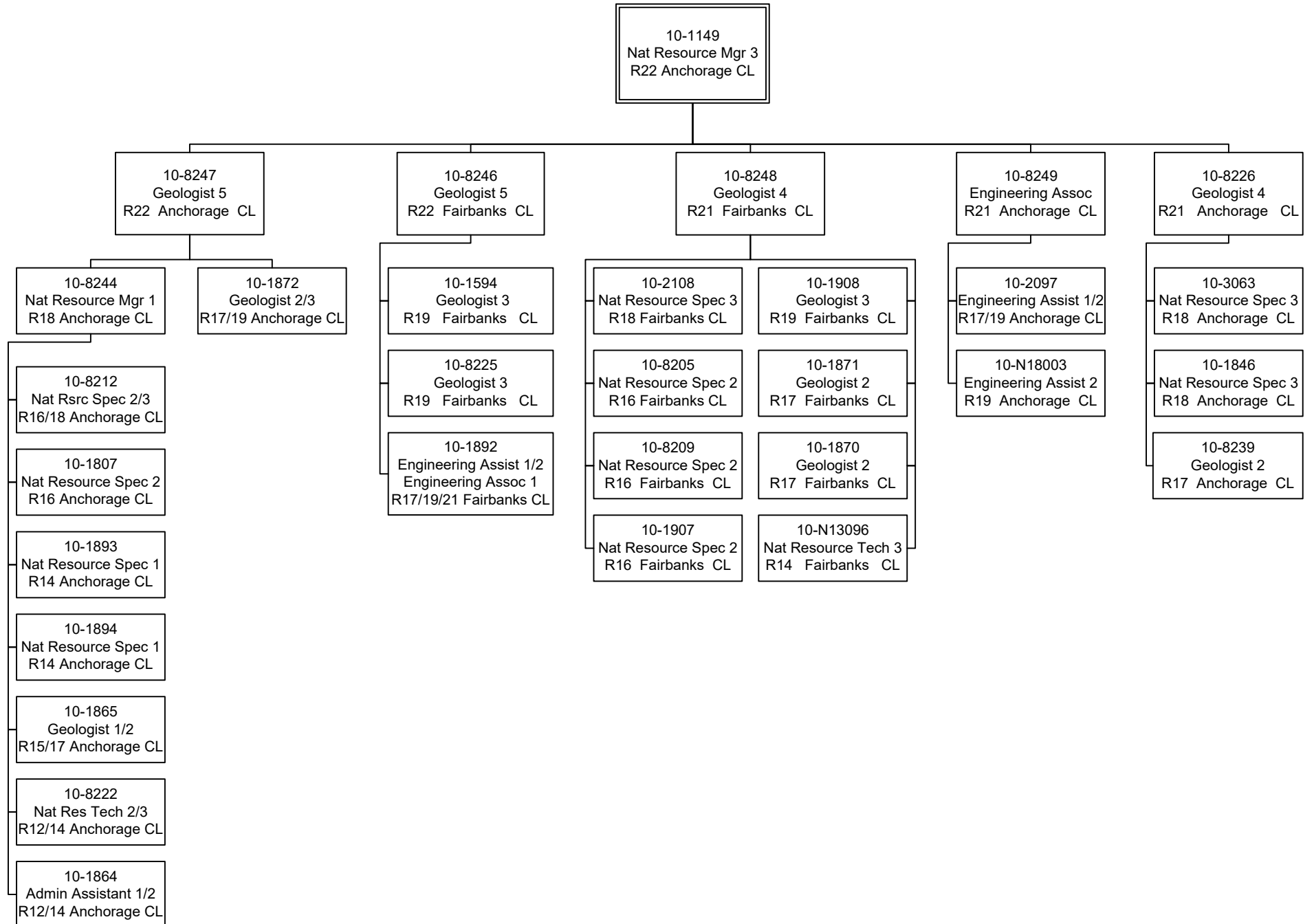
Land Conveyances Section /
Contract Initiation and Revenue Recovery

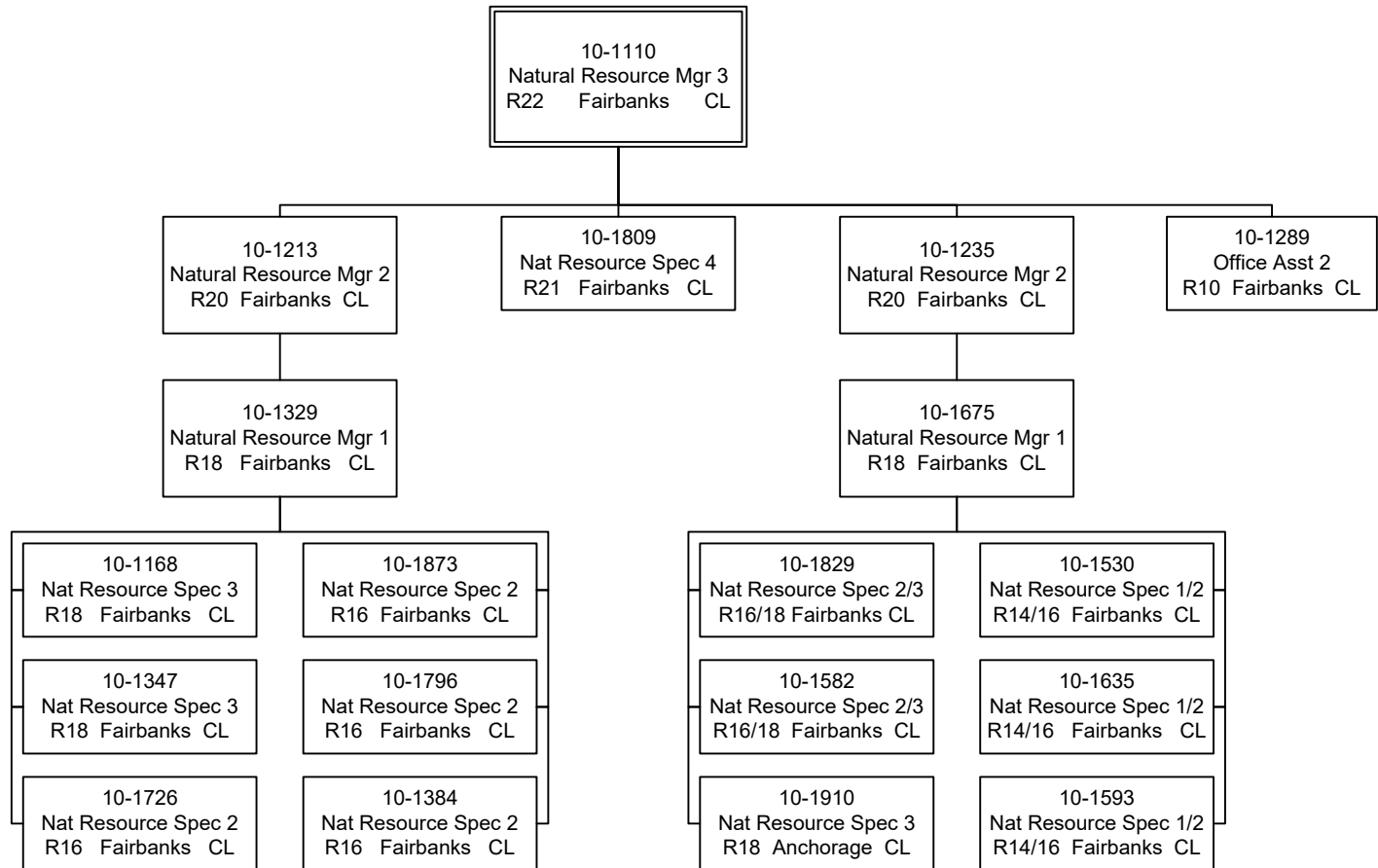
Department of Natural Resources
3002 - Mining, Land & Water
FY2025 Governor Budget



Mining

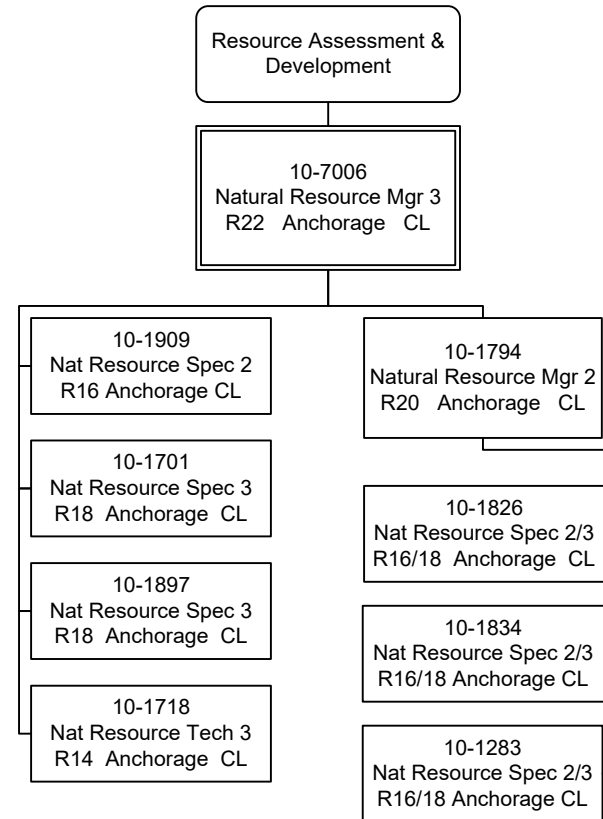
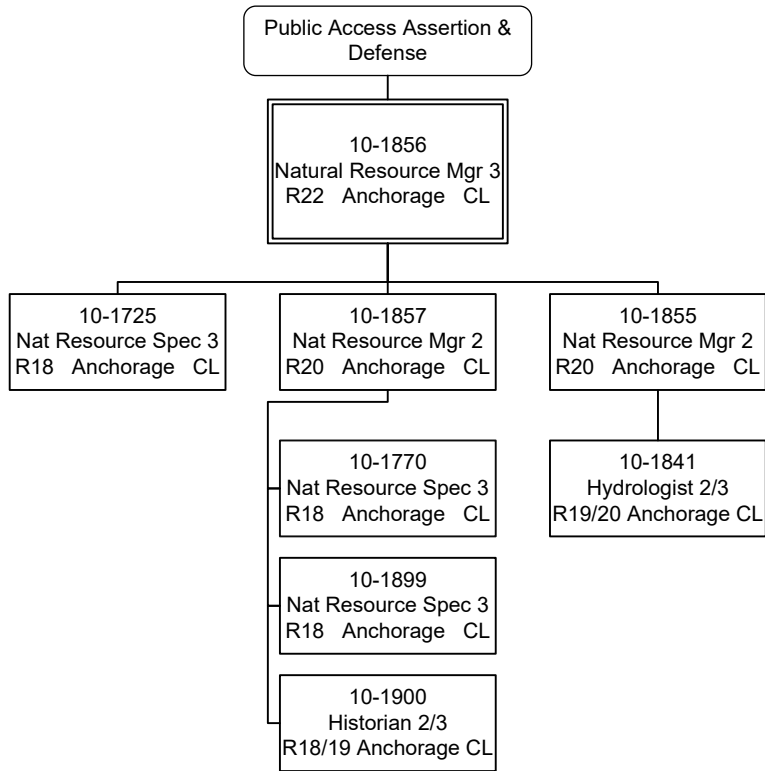
Department of Natural Resources
3002 - Mining, Land & Water
FY2025 Governor Budget





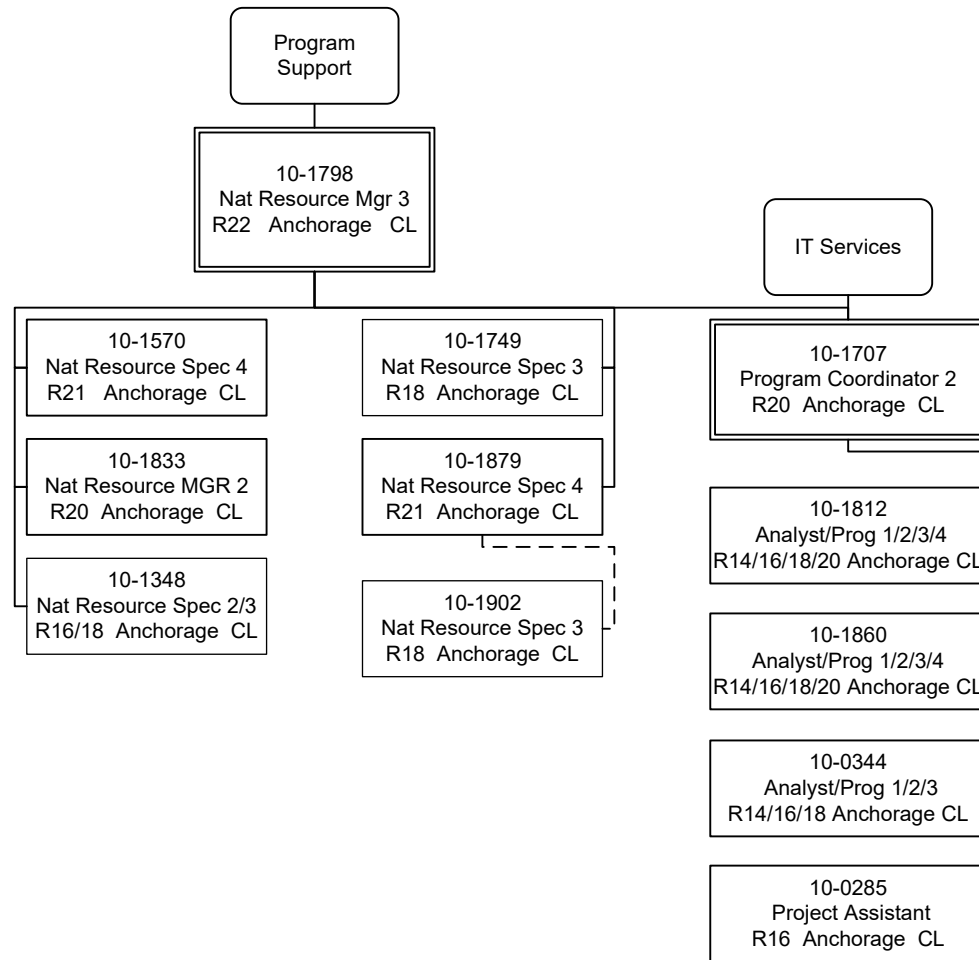
Public Access Assertion & Defense /
Resource Assessment & Development

Department of Natural Resources
3002 - Mining, Land & Water
FY2025 Governor Budget



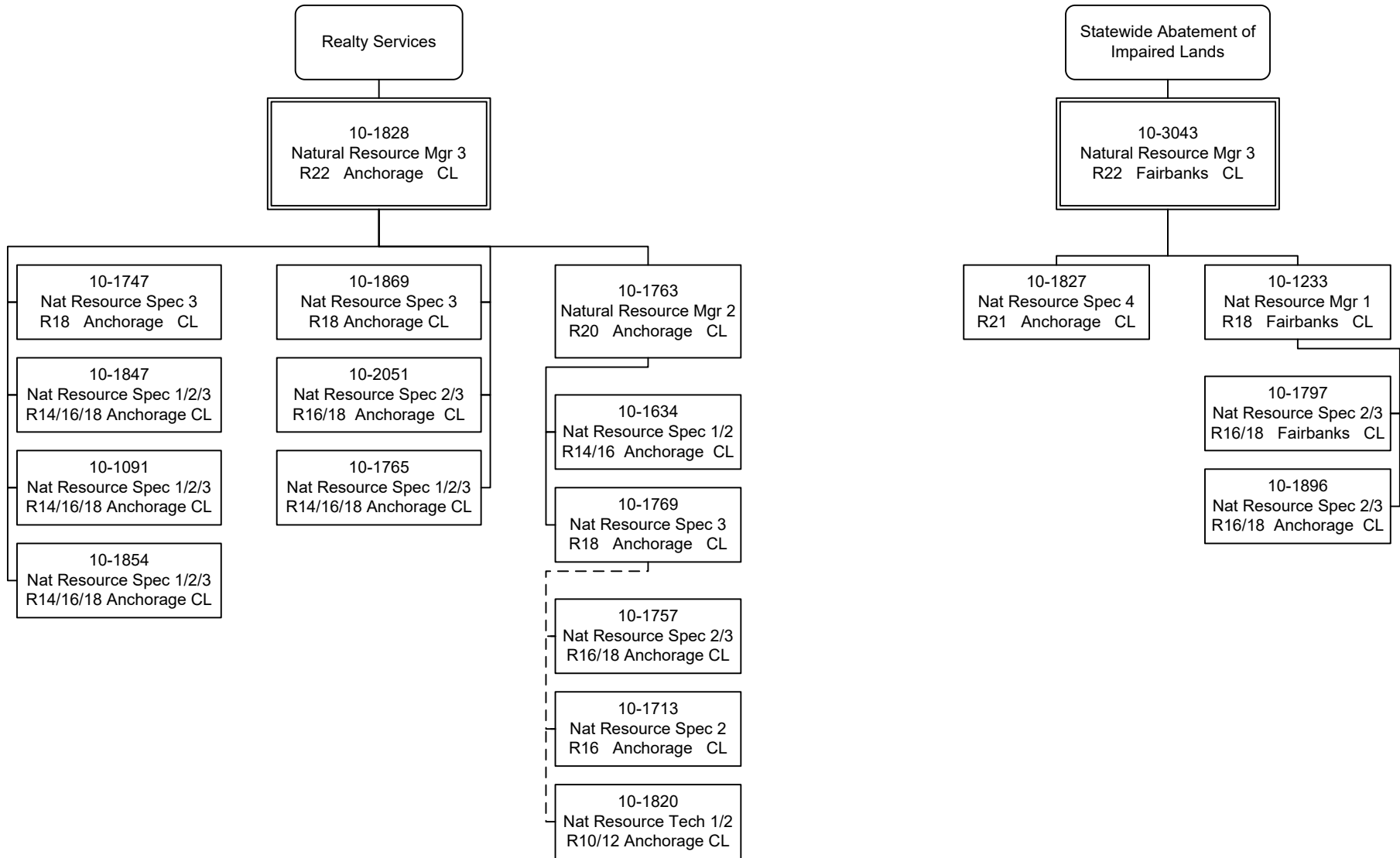
Program Support / IT Services

Department of Natural Resources
3002 - Mining, Land & Water
FY2025 Governor Budget



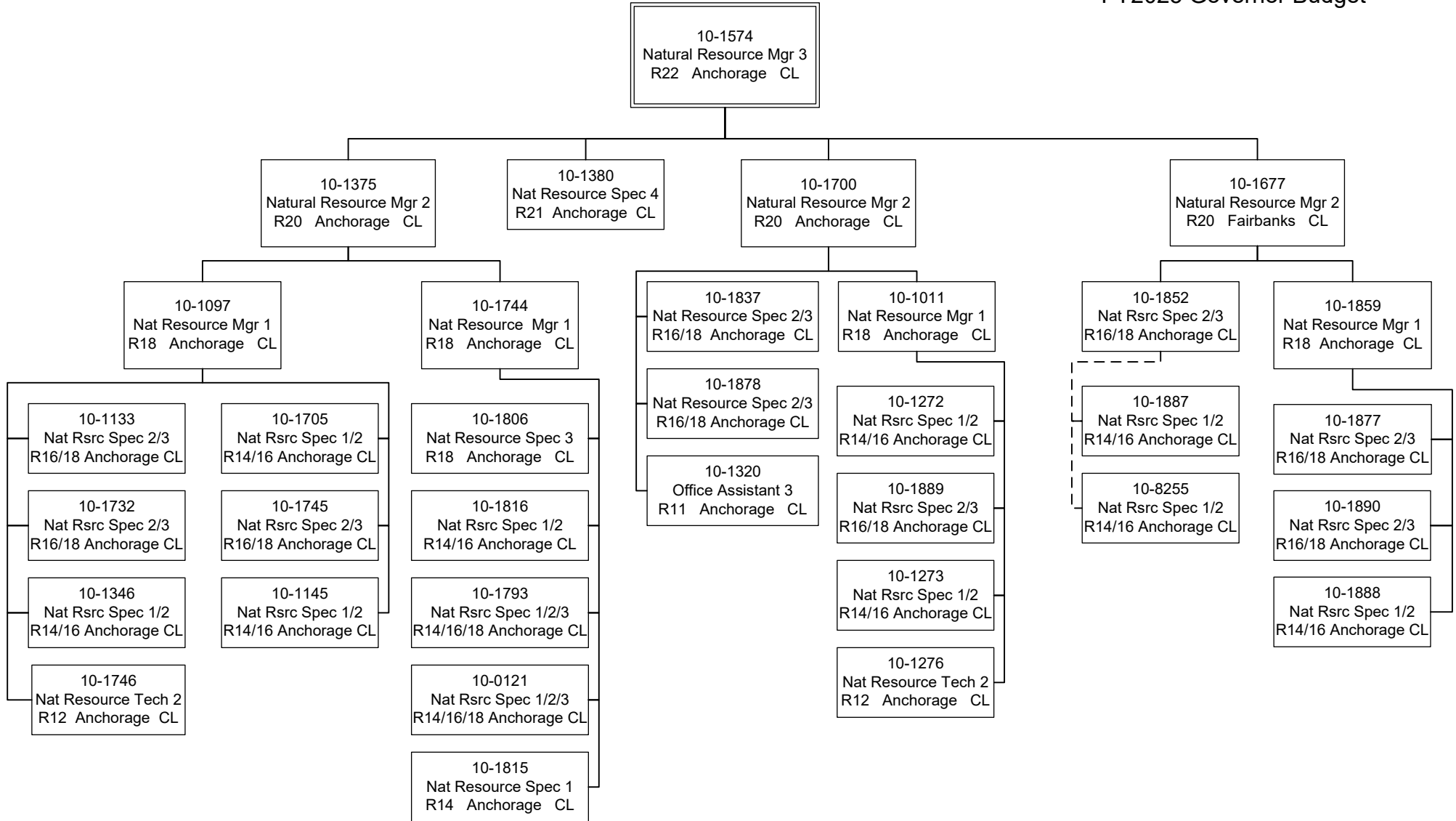
Realty Services /
Statewide Abatement of Impaired Lands

Department of Natural Resources
3002 - Mining, Land & Water
FY2025 Governor Budget



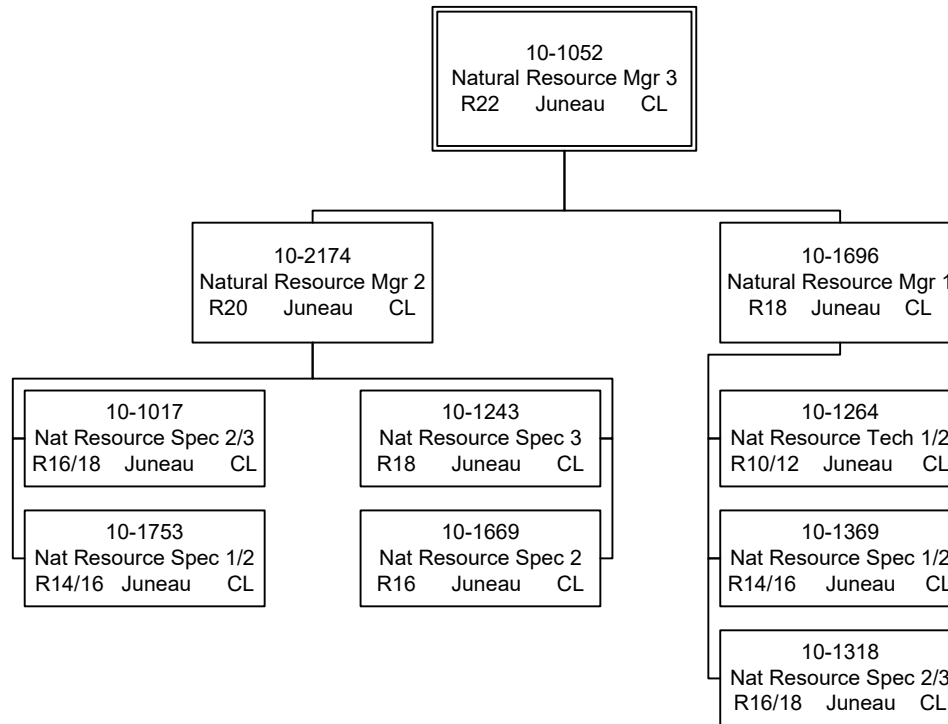
Southcentral Regional Office

Department of Natural Resources
3002 - Mining, Land & Water
FY2025 Governor Budget



Southeast Regional Office

Department of Natural Resources
3002 - Mining, Land & Water
FY2025 Governor Budget



Water

Department of Natural Resources
3002 - Mining, Land & Water
FY2025 Governor Budget

