

State of Alaska FY2025 Governor's Operating Budget

Department of Public Safety Fire and Life Safety Component Budget Summary

Component: Fire and Life Safety

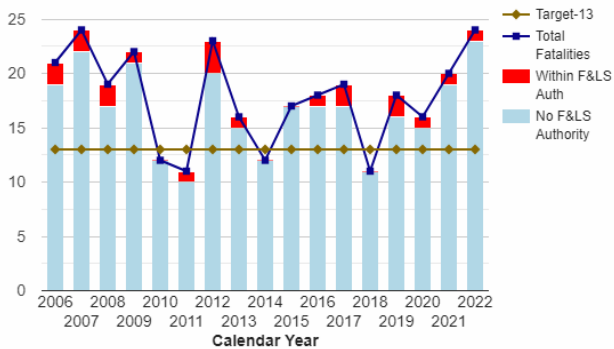
Contribution to Department's Mission

Prevent the loss of life and property from fire and explosion.

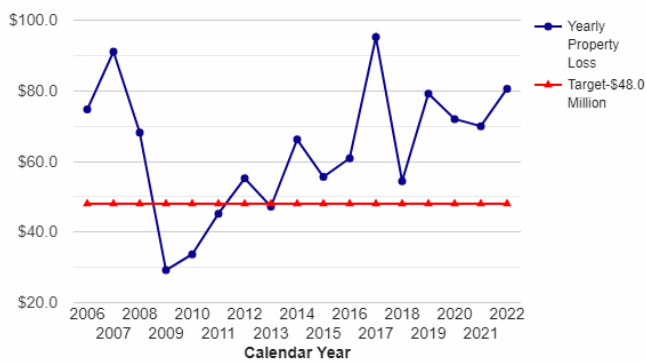
Results

(Additional performance information is available on the web at <https://omb.alaska.gov/results>.)

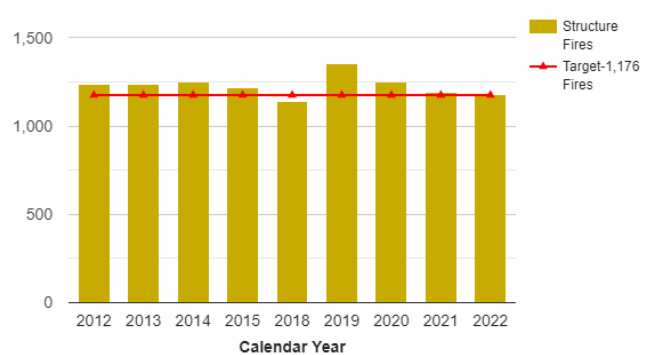
Number of Fatal Fires with DF&LS Authority vs Number of Fatal Fires with No DF&LS Authority



Dollar Value of Property Loss from Fire (in millions)



Number of Structure Fires



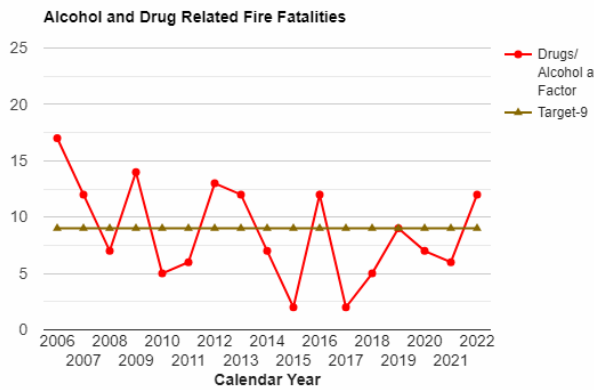
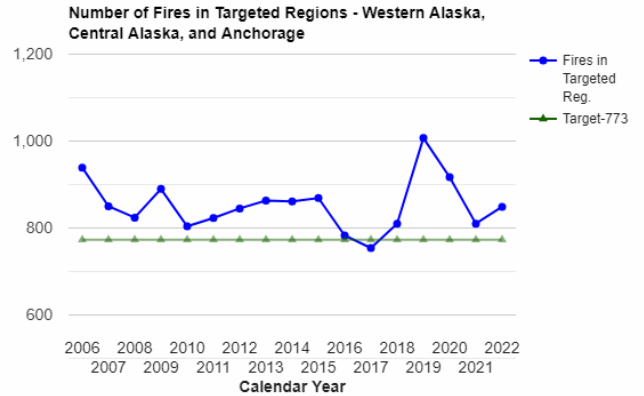
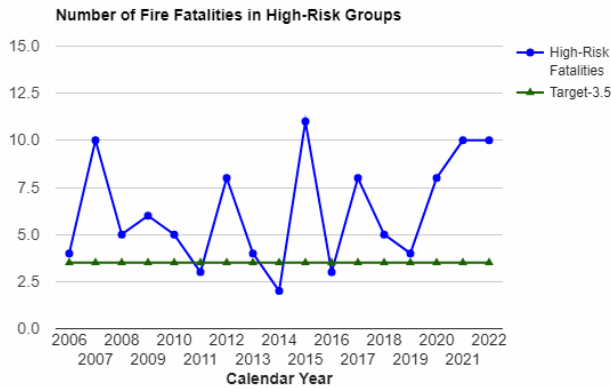
Core Services

- Fire training programs and public education.
- Fire and life safety inspections.
- Building plan review for code compliance.

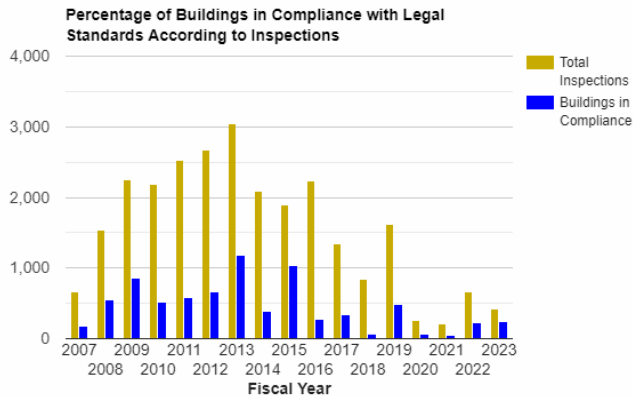
Measures by Core Service

(Additional performance information is available on the web at <https://omb.alaska.gov/results>.)

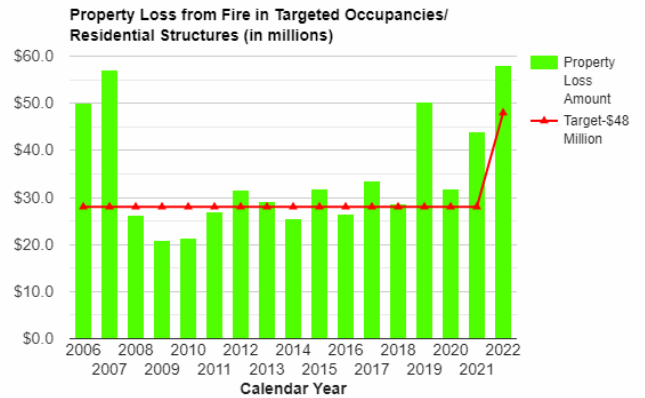
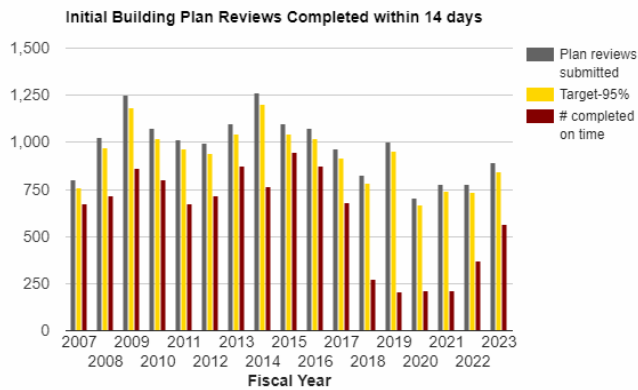
1. Fire training programs and public education.



2. Fire and life safety inspections.



3. Building plan review for code compliance.



Major Component Accomplishments in 2023

The department conducted 426 building fire and life safety inspections. There were 6,051 follow-up communication actions in support of the 426 fire and life safety inspections and 240 fire and life safety inspections were found in compliance. The TransAlaska Pipeline Fire Safety Specialist performed annual fire and life safety inspections for 214 buildings. The compliance rate was 93 percent, exceeding the goal of 30 percent.

The Plan Review Bureau received and completed 892 Fire and Building Plan Reviews, 23 Applications for Modifications, 116 applications for the Alcohol Marijuana Control Office, and 35 Impairment Plans. The Plan Review Bureau’s nine personnel are charged with enforcing the law on all public and commercial facilities within a reasonable time to review plans and issue fire and life safety certificates of approval. Two new positions, a Plans Examiner 1 and a Permit Technician, have reduced the plan review turnaround time by over 33 percent.

The department investigated 38 significant fires involving fatalities and/or significant damage outside of deferral jurisdictions.

The department provided various levels of fire training to students from urban and rural communities to industry-based personnel.

The department provided fire training for the Village Public Safety Officers (VPSO) program.

The department provided direct and indirect fire safety education presentations to Alaska groups through participation in inspections, educational briefings, radio advertising, local television, and social media platforms. ‘Train the Trainer’ efforts were conducted by providing educational material, early warning smoke and carbon monoxide alarms, and training to local fire departments whose staff are then able to present the information to their communities.

The department received and implemented the Mobile Live Fire Trainer and Props, worth \$498,745, funded through the FEMA Assistance to Firefighter Grant (AFG) Program.

The department provided incidental and formal technical assistance to communities throughout the state.

The department received, processed, and reported 86,902 fire and emergency incident reports from 160 fire departments across the state. These reports were incorporated into the national fire incident reporting database. Feedback reports based on these statistics were then supplied to departments and user groups and were published in the annual “Fire in Alaska” report.

The department provided fire extinguisher maintenance and inspection knowledge testing, fire alarm and

suppression system maintenance, inspection and design licensing, and firework pyrotechnic operator and firework retail sales permits which resulted in the issuance of 294 permits.

The 2021 International Code Council code amended minimum existing building, fire, fuel gas, and mechanical standards for building plan reviews on all commercial buildings, fire and life safety in assembly, educational, institutional, residential type facilities such as apartments and hotels and high impact facilities including fish processing plants, fire detection, fire suppression systems, fireworks and processing oil and gas facilities were adopted.

Key Component Challenges

The Life Safety Inspection Bureau is authorized eight Deputy Fire Marshals and five positions are filled. Considerable recruitment difficulties persist, and the department intends to recruit in multiple duty stations to fill positions in Bethel, Nome, and Kotzebue.

Alaska has a history of high fire loss, and the state has seen an overall increase in civilian fatalities due to fire. Residential fires continue to be Alaska's largest number of structure fires. The Division of Fire and Life Safety has no authority to enforce single-family residential code requirements. Without incorporating the inherent safety factors provided within a residential building code, these statistics will continue. The division also has no authority to enforce codes related to four fatal vehicle fires which contributed to the fire deaths in Alaska. Alcohol and drugs are leading contributors to fire fatalities and the ratio of fire fatalities to the number of events involved with drugs and alcohol remains constant. The division continues to provide a significant public education focus centered on personal responsibility. The challenge will be to provide cost effective methods to reach high-risk groups and areas.

The Bureau of Fire Accreditation, Standards and Training (BFAST) continues to offer a wide range of training, educational, and risk management support to all fire departments and emergency response elements within the State of Alaska. BFAST serves as the primary source of Fire Service technical assistance, education, and training to this enterprise.

To date, many rural fire departments require significant and essential support for equipment, public education efforts, and training. Most small rural fire departments do not have fully qualified personnel to manage emergency response operations. These limitations coupled with lack of equipment, pose an extreme challenge for many Alaskan communities. This office is currently facing the absence of relevant national fire standards within rural communities and the mandated Village Public Safety Officer program. Data supports that most rural fire departments are unable to meet current interpretations of National Consensus Standards, precluding them from receiving essential emergency mitigation support through grant funding sources.

The Plan Review Bureau has an electronic database for plan reviews which is not designed as a web-based solution for application, payment, customer interactions, digital plan reviews, permitting, and inspection systems. There is no offline solution for construction and inspections that synchronizes with the online system. The current process is not efficient, especially due to increased utilization of telework due to space issues within the DPS Anchorage Headquarters. The division staff are working with a contractor to have a digital online plan review, permitting, and mobile solutions to streamline the plan review process for customers, architects, engineers, contractors, and plan reviewers.

Significant Changes in Results to be Delivered in FY2025

The majority of fire deaths occur in residential occupancies. The leading strategy to prevent deaths from fire is by providing fire safety education to the public. The Division of Fire and Life Safety will continue to focus fire safety educational materials on personal responsibility and to increase public awareness to prevent fires in residential homes. Given the current fiscal limitations, the BFAST will aggressively seek alternative funding sources to include organizational and local community partnerships through cost sharing that provides fire safety education and grants that resource support materials, smoke alarms, and carbon monoxide detectors. These funds will also support training opportunities and efforts for rural fire department personnel with the future intent for conducting home safety

inspections at the local level.

A divisional review indicates that maintaining a high level of visibility through the media may be a factor in reducing fire deaths. The division will continue issuing recurring media releases and using radio, internet, social media sites, and television to promote awareness of fire safety and prevention. Utilizing the networking benefits of social media platforms, the division has concentrated outreach efforts on the Alaska State Fire Marshal page which incorporates divisional information.

Fire and Life Safety will continue to support and train fire service personnel throughout the state.

The BFAST will continue to provide relevant emergency responder support for fire training activities, firefighter professional qualifications, and fire department accreditation. Operational targets will simplify fire department accreditation and increase efficiency between state fire training and certification testing, such as electronic course registration and/or certification application submission with a transition to online testing, including the introduction of a self-assessment and audit processes. BFAST through the Division's Community Risk Reduction (CRR) plan will develop and implement Alaska specific processes for accomplishing CRR assessments as part of our ongoing technical support to Fire Departments and local communities of all sizes throughout the state. Additionally, in FY2025, the Office of Rural Fire Protection legacy office expanded to a Bureau level function. This increase in scope addresses and improves outreach effectiveness throughout rural Alaska.

The number of local fire departments with the capacity to deliver their own training continues to increase, thereby reducing the number of entry-level firefighting courses delivered. The division may provide entry-level courses in cases where an organization is requesting support, but its primary focus will be advanced technical and specialty firefighting courses that are not supported at the fire department level. The Division will meet specialized needs with the introduction of division assets that provide the required training and certification through the division's Mobile Fire Training Simulator.

In FY2025, the division will continue to provide training to increase emphasis on firefighter safety and survival. This training will be part of the basic elements of firefighting and fire service leadership.

The process for conducting fire department accreditation audits is under revision, to streamline the administrative oversight review process and effectively address the pending or overdue audits.

Fire inspections are the number one priority for the Life Safety Inspection Bureau (LSIB). The LSIB employs eight Deputy Fire Marshals (DFMs) who work to remove the backlog of fire inspections across the state. The end goal is to create a two-year inspection cycle for the state, subject to travel funding and retention of DFMs.

The number of fire fatalities in high-risk groups will continue to be the division's top priority. Public education, continued fire and life safety inspections, and rural fire protection training continue to decrease the number of fire fatalities within high-risk groups and contribute to the overall decline of the statewide fire fatality rate.

The Plan Review Bureau is responsible to ensure buildings are constructed to a minimum level of fire and life safety. This is primarily conducted by reviewing construction designs. The bureau has implemented construction inspections to visit sites on buildings with value that exceeds \$5 million, ensuring the building is constructed according to the reviewed plans.

Statutory and Regulatory Authority

Arson Information (AS 21.89.050)
Criminal Law (AS 11.46.400-490)
Fire Prevention (AS 18.70.010 - 18.70.300)
Reporting of Certain Injuries (AS 08.64.369)
State Regulation of Fireworks (AS 18.72.010 - 18.72.060)
Fire Protection Systems Permits (13AAC 50.035)
Fire Prevention and Education (AS 18.70.010)
Fire Training (AS 18.70.010)
Fire Department Registration (AS 18.70.075)

Fire Service Operations (13 AAC Chapter 52)

Contact Information

Contact: Pam Halloran, Administrative Services Director

Phone: (907) 465-5501

E-mail: pam.halloran@alaska.gov

Fire and Life Safety Personal Services Information				
Authorized Positions			Personal Services Costs	
	<u>FY2024</u> <u>Management</u> <u>Plan</u>	<u>FY2025</u> <u>Governor</u>		
Full-time	31	31	Annual Salaries	2,736,960
Part-time	0	0	COLA	131,420
Nonpermanent	0	0	Premium Pay	138,634
			Annual Benefits	1,828,801
			<i>Less 5.77% Vacancy Factor</i>	<i>(278,815)</i>
			Lump Sum Premium Pay	0
Totals	31	31	Total Personal Services	4,557,000

Position Classification Summary					
Job Class Title	Anchorage	Fairbanks	Juneau	Others	Total
Administrative Assistant 1	2	0	0	0	2
Administrative Assistant 3	1	0	0	0	1
Assistant State Fire Marshal	1	0	0	0	1
Building Plans Examiner 1	6	0	0	0	6
Building Plans Examiner 2	1	0	0	0	1
Deputy Fire Marshal 2	4	2	1	1	8
Deputy Fire Marshal 3	1	0	0	0	1
Division Director - Px	1	0	0	0	1
Fire Training Administrator	1	0	0	0	1
Fire Training Specialist	3	0	1	0	4
Office Assistant 2	2	0	1	0	3
Statistical Technician 2	1	0	0	0	1
Tap Fr Sft Spec	1	0	0	0	1
Totals	25	2	3	1	31

Component Detail All Funds
Department of Public Safety

Component: Fire and Life Safety (3051)
RDU: Fire and Life Safety (556)

Non-Formula Component

	FY2023 Actuals	FY2024 Enrolled	FY2024 Authorized	FY2024 Management Plan	FY2025 Governor Adjusted Base	FY2025 Governor	FY2024 Management Plan vs FY2025 Governor		
1000 Personal Services	3,579.4	4,383.8	4,383.8	4,376.9	4,557.0	4,557.0	180.1	4.1%	
2000 Travel	129.7	293.4	293.4	313.4	313.4	313.4	0.0	0.0%	
3000 Services	519.3	1,543.7	1,543.7	1,443.6	1,428.9	1,528.9	85.3	5.9%	
4000 Commodities	69.0	486.9	486.9	523.9	517.9	517.9	-6.0	-1.1%	
5000 Capital Outlay	133.7	89.6	89.6	139.6	76.6	76.6	-63.0	-45.1%	
7000 Grants, Benefits	0.0	0.0	0.0	0.0	0.0	0.0	0.0	0.0%	
8000 Miscellaneous	0.0	0.0	0.0	0.0	0.0	0.0	0.0	0.0%	
Totals	4,431.1	6,797.4	6,797.4	6,797.4	6,893.8	6,993.8	196.4	2.9%	
Fund Sources:									
1002 Fed Rcpts (Fed)	18.1	500.0	500.0	500.0	500.0	500.0	0.0	0.0%	
1004 Gen Fund (UGF)	4,250.2	4,727.5	4,727.5	4,727.5	4,799.5	4,899.5	172.0	3.6%	
1005 GF/Prgm (DGF)	55.3	1,375.1	1,375.1	1,375.1	1,391.8	1,391.8	16.7	1.2%	
1007 I/A Rcpts (Other)	107.5	194.8	194.8	194.8	202.5	202.5	7.7	4.0%	
Unrestricted General (UGF)	4,250.2	4,727.5	4,727.5	4,727.5	4,799.5	4,899.5	172.0	3.6%	
Designated General (DGF)	55.3	1,375.1	1,375.1	1,375.1	1,391.8	1,391.8	16.7	1.2%	
Other Funds	107.5	194.8	194.8	194.8	202.5	202.5	7.7	4.0%	
Federal Funds	18.1	500.0	500.0	500.0	500.0	500.0	0.0	0.0%	
Positions:									
Permanent Full Time	30	31	31	31	31	31	0	0.0%	
Permanent Part Time	0	0	0	0	0	0	0	0.0%	
Non Permanent	0	0	0	0	0	0	0	0.0%	

Change Record Detail - Multiple Scenarios with Descriptions
Department of Public Safety

Component: Fire and Life Safety (3051)
RDU: Fire and Life Safety (556)

Scenario/Change Record Title	Trans Type	Totals	Personal Services	Travel	Services	Commodities	Capital Outlay	Grants, Benefits	Miscellaneous	Positions		
										PFT	PPT	NP
***** Changes From FY2024 Enrolled To FY2024 Authorized *****												
FY2024 Enrolled	Enrolled	6,797.4	4,383.8	293.4	1,543.7	486.9	89.6	0.0	0.0	31	0	0
1002 Fed Rcpts		500.0										
1004 Gen Fund		4,727.5										
1005 GF/Prgm		1,375.1										
1007 I/A Rcpts		194.8										
Subtotal		6,797.4	4,383.8	293.4	1,543.7	486.9	89.6	0.0	0.0	31	0	0
***** Changes From FY2024 Authorized To FY2024 Management Plan *****												
Align Authority with Anticipated Expenditures	LIT	0.0	-6.9	20.0	-100.1	37.0	50.0	0.0	0.0	0	0	0
Transfer authority from personal services and services for anticipated travel, commodities, and capital outlay costs. The remaining authority is sufficient to cover anticipated expenditures.												
Subtotal		6,797.4	4,376.9	313.4	1,443.6	523.9	139.6	0.0	0.0	31	0	0
***** Changes From FY2024 Management Plan To FY2025 Governor Adjusted Base *****												
Reverse Startup Costs for New Position	OTI	-83.7	0.0	0.0	-14.7	-6.0	-63.0	0.0	0.0	0	0	0
1004 Gen Fund		-83.7										
Reverse startup costs for one new Deputy Fire Marshal, associating costs included attending the Alaska Law Enforcement Training Academy (\$13.7), a physical examination (\$1.0), commodities to set up a workstation (\$6.0), and a new vehicle (\$63.0).												
FY2025 Salary, Health Insurance, and PERS Rate Adjustments	SalAdj	180.1	180.1	0.0	0.0	0.0	0.0	0.0	0.0	0	0	0
1004 Gen Fund		155.7										
1005 GF/Prgm		16.7										
1007 I/A Rcpts		7.7										
FY2025 Salary, Health Insurance, and PERS Rate Adjustments: \$180.1												
FY2025 AlaskaCare insurance from \$1,793 to \$1,908 per member per month: \$6.6												
FY2025 GGU health insurance from \$1,573.50 to \$1,579.50 per member per month: \$1.2												
FY2025 PSEA health insurance (DPS employees) from \$1,573.50 to \$1,579.50 per member per month: \$0.6												
FY2025 GGU 5% Cost of Living Adjustment: \$87.5												
FY2025 PSEA (DPS) 3% Cost of Living Adjustment: \$36.9												
FY2025 PERS Rate Adjustment from 25.10% to 26.76%: \$47.3												

Change Record Detail - Multiple Scenarios with Descriptions
Department of Public Safety

Component: Fire and Life Safety (3051)
RDU: Fire and Life Safety (556)

Scenario/Change Record Title	Trans Type	Totals	Personal Services	Travel	Services	Commodities	Capital Outlay	Grants, Benefits	Miscellaneous	Positions		NP
										PFT	PPT	
Subtotal		6,893.8	4,557.0	313.4	1,428.9	517.9	76.6	0.0	0.0	31	0	0
***** Changes From FY2025 Governor Adjusted Base To FY2025 Governor *****												
New Lease for Fire and Life Safety Division												
	Inc	100.0	0.0	0.0	100.0	0.0	0.0	0.0	0.0	0	0	0
1004 Gen Fund		100.0										
<p>The Tudor Campus, Department of Public Safety (DPS) Headquarters was taken over by DPS as a temporary solution nearly 50 years ago. Since that time, workload, staff size, and technological needs of the department have grown. As a result, the headquarters building is inadequate as an efficient working space for the department.</p> <p>The Fire and Life Safety Division Anchorage-based staff is comprised primarily of fire training specialists, building plans examiners, deputy fire marshals, and administrative support staff who primarily inhabit two larger lower-floor offices in the DPS headquarters building. A portion of these staff will move off-site into an available space at the Alaska Housing Finance Corporation (AHFC).</p> <p>AHFC has 2,574 square feet to offer at an adjusted price of \$2.37 per square foot. This rate was determined by the AHFC through the utilization of multiple service listing posted rates that varied between \$2.10 and \$2.75 per square foot. Utilities add an additional \$0.49 for a total rate of \$2.86 prior to tenant improvements. DPS anticipates tenant improvements will be necessary to wall off the assigned area for Criminal Justice federal compliance, a large office into two smaller offices, the addition of workstations, and electrical work at a cost of \$30.0.</p> <p>Annual Rent: \$73,200 (\$2.37 x 2,574 sf x 12 months) Annual Utilities: \$15,100 (\$0.49 x 2,574 sf x 12 months) Lease Improvement: \$11,700 Total: \$100,000</p>												
Totals		6,993.8	4,557.0	313.4	1,528.9	517.9	76.6	0.0	0.0	31	0	0

Line Item Detail (1676)
Department of Public Safety
Travel

Component: Fire and Life Safety (3051)

Line Number	Line Name		FY2023 Actuals	FY2024 Management Plan	FY2025 Governor
2000	Travel		129.7	313.4	313.4
Object Class	Servicing Agency	Explanation	FY2023 Actuals	FY2024 Management Plan	FY2025 Governor
2000 Travel Detail Totals			129.7	313.4	313.4
2000	In-State Employee Travel	Travel to conduct statewide life safety inspections, fire investigations, complaint and field construction review, meeting attendance and training or instruction.	101.0	252.7	252.7
2001	In-State Non-Employee Travel	Travel for non-employee instructors and students to attend fire training.	21.3	11.2	11.2
2002	Out of State Employee Travel	Travel to attend Fire Safety related conferences or training sessions outside Alaska.	11.4	49.5	49.5
2006	Other Travel Costs	Miscoded travel transaction	-4.0	0.0	0.0

Line Item Detail (1676)
Department of Public Safety
Services

Component: Fire and Life Safety (3051)

Line Number	Line Name		FY2023 Actuals	FY2024 Management Plan	FY2025 Governor
3000	Services		519.3	1,443.6	1,528.9
Object Class	Servicing Agency	Explanation	FY2023 Actuals	FY2024 Management Plan	FY2025 Governor
3000 Services Detail Totals			519.3	1,443.6	1,528.9
3000	Education Services	Registration fees for fire training conferences and courses; proctor fees for fire course testing; dues to professional and national organizations.	30.7	50.0	50.0
3001	Financial Services	Bank fees to process credit card payments for plan review or training fees.	0.1	1.0	1.0
3003	Information Technology	Professional services related to the online plans review system or software licensing and maintenance.	9.2	150.0	150.0
3004	Telecommunications	Telephone or cell phone charges.	12.7	40.0	40.0
3005	Health Services	Miscellaneous first aid supplies.	0.0	10.0	1.0
3006	Delivery Services	Freight, courier or postage.	23.0	25.0	25.0
3007	Advertising and Promotions	Fire safety public promotions or regulation change announcements.	0.0	5.0	5.0
3008	Utilities	Office utilities.	11.2	25.0	25.0
3009	Structure/Infrastructure/Land	Minor office repair, space rental costs.	7.4	339.3	231.6
3009	Structure/Infrastructure/Land	Lease agreement and moving costs for Anchorage office space.	0.0	0.0	138.3
3010	Equipment/Machinery	Maintenance and equipment repair or copier leases.	10.8	50.0	50.0
3011	Other Services	Honorariums paid to outside instructors, printing of registration packets, fire incident reports, burn	30.1	50.0	50.0

Line Item Detail (1676)
Department of Public Safety
Services

Component: Fire and Life Safety (3051)

Object Class	Servicing Agency	Explanation	FY2023 Actuals	FY2024 Management Plan	FY2025 Governor
3000 Services Detail Totals			519.3	1,443.6	1,528.9
		and injury reports, fire service directories, administrative codes or training document costs.			
3017	Inter-Agency Information Technology Non-Telecommunications	Admin - Department-wide Computer services enterprise productivity rate and other non-telecommunications services provided by the Office of Information Technology.	180.3	210.6	280.0
3017	Inter-Agency Information Technology Non-Telecommunications	Law - Department-wide Legal review for code or regulation adoption.	0.0	80.0	8.0
3017	Inter-Agency Information Technology Non-Telecommunications	PubSaf - Information Systems (3199) Non-telecommunications (LAN/WAN & APSIN).	-0.9	12.0	12.0
3018	Inter-Agency Information Technology Telecommunications	Admin - Department-wide Telecommunications enterprise productivity rate.	6.0	15.7	15.7
3020	Inter-Agency Building Maintenance	Trans - Department-wide Facilities maintenance costs including lawn maintenance, snow removal and janitorial services for state owned buildings.	16.4	22.0	22.0
3021	Inter-Agency Mail	Admin - Department-wide Central mail service (I/A transfer to DOA, Shared Services).	1.4	3.0	3.0
3022	Inter-Agency Human Resources	Admin - Department-wide Department of Administration (DOA), Human Resource Chargeback	28.6	31.4	31.4
3023	Inter-Agency Building Leases	Trans - Department-wide State-owned building leases.	13.5	15.0	15.0
3023	Inter-Agency Building Leases	Trans - Department-wide Lease/housing/utilities for the new Deputy Fire Marshal 2 in Bethel	0.0	75.0	141.3
3024	Inter-Agency Legal	Law - Department-wide Department of Law legal services (I/A transfer to DOL).	10.6	8.0	8.0
3026	Inter-Agency Insurance	Admin - Department-wide Risk management for property and overhead insurance.	0.5	6.3	6.3
3027	Inter-Agency Financial	Admin - Department-wide State accounting and payroll system costs (I/A transfer to DOA, Finance). IRIS HRM/ ALDER/ IRIS financial	11.6	11.6	11.6

Line Item Detail (1676)
Department of Public Safety
Services

Component: Fire and Life Safety (3051)

Object Class	Servicing Agency	Explanation	FY2023 Actuals	FY2024 Management Plan	FY2025 Governor
3000 Services Detail Totals			519.3	1,443.6	1,528.9
3027	Inter-Agency Financial	PubSaf - Administrative Services (525) support. RSA for Administrative Services costs.	0.0	60.6	60.6
3028	Inter-Agency Americans with Disabilities Act Compliance	Admin - Department-wide Americans with Disabilities Act funding (I/A transfer to DOA, Personnel).	0.6	0.3	0.3
3037	State Equipment Fleet	Trans - Department-wide State Equipment Fleet vehicle leasing and maintenance.	70.3	60.0	60.0
3038	Inter-Agency Management/Consulting	PubSaf - Administrative Services (525) Interdepartmental service contracts.	45.2	70.0	70.0
3038	Inter-Agency Management/Consulting	PubSaf - Commissioner's Office (523) DPS Office of Professional Standards cost allocation.	0.0	12.0	12.0
3038	Inter-Agency Management/Consulting	PubSaf - Commissioner's Office (523) DPS Commissioner's Office cost allocation.	0.0	4.8	4.8

Line Item Detail (1676)
Department of Public Safety
Commodities

Component: Fire and Life Safety (3051)

Line Number	Line Name		FY2023 Actuals	FY2024 Management Plan	FY2025 Governor
4000	Commodities		69.0	523.9	517.9
Object Class	Servicing Agency	Explanation	FY2023 Actuals	FY2024 Management Plan	FY2025 Governor
4000 Commodities Detail Totals			69.0	523.9	517.9
4000	Business	Business, office, photographic, computer supplies and business-related subscriptions.	52.5	174.2	174.2
4000	Business	Supplies for rural fire investigations	0.0	50.0	50.0
4002	Household/Institutional	Uniform items, cleaning supplies used in fire investigations.	4.9	171.7	171.7
4003	Scientific and Medical	Scientific and Medical Supplies.	1.3	5.0	5.0
4004	Safety	Safety/fire suppression supplies or equipment.	7.3	50.0	50.0
4005	Building Materials	Misc. materials used in fire training demonstrations.	0.0	5.0	5.0
4006	Signs and Markers	Safety or hazard signs.	0.4	2.0	2.0
4014	Bottled Gas	Compressed nitrogen.	0.1	1.0	1.0
4015	Parts and Supplies	Small parts, tools and supplies used to augment or repair other equipment.	0.7	10.0	10.0
4019	Small Tools/Minor Equipment	Miscellaneous parts & supplies.	0.0	50.0	44.0
4020	Equipment Fuel	Fuel used in fire suppression demonstrations.	1.8	5.0	5.0

Line Item Detail (1676)
Department of Public Safety
Capital Outlay

Component: Fire and Life Safety (3051)

Line Number	Line Name		FY2023 Actuals	FY2024 Management Plan	FY2025 Governor
5000	Capital Outlay		133.7	139.6	76.6
Object Class	Servicing Agency	Explanation	FY2023 Actuals	FY2024 Management Plan	FY2025 Governor
5000 Capital Outlay Detail Totals			133.7	139.6	76.6
5004	Equipment	Capital outlay for miscellaneous fire suppression safety equipment over \$5,000.	133.7	60.9	20.0
5004	Equipment	Equipment for new Deputy Fire Marshal in Bethel	0.0	78.7	56.6

Revenue Detail (1681)
Department of Public Safety

Component: Fire and Life Safety (3051)

Revenue Type (OMB Fund Code) Revenue Source	Component	Comment	FY2023 Actuals	FY2024 Management Plan	FY2025 Governor
5002 Fed Rcpts (1002 Fed Rcpts)			18.1	500.0	500.0
5011 Federal Public Prctn - Federal Emergency Management Agency		Federal Grant receipts including FEMA State Fire Training Systems Grant (SFTG), FEMA Assistance to Firefighters Grant and fees collected from federal agencies for emergency response training authorized under AS 44.41.020(a).	18.1	500.0	500.0
5005 GF/Prgm (1005 GF/Prgm)			55.3	1,375.1	1,391.8
5108 Program Receipts General Government - Charges for Services		Fees collected from various private and governmental agencies to provide emergency response or fire training authorized under AS 44.41.020(a).	10.5	350.0	350.0
5117 Program Receipts Public Protection - Charges for Services		Licenses and permit fees, code compliance surveys.	44.8	1,025.1	1,041.8
5007 I/A Rcpts (1007 I/A Rcpts)			107.5	194.8	202.5
5301 Inter-Agency Receipts		Inter-Agency receipts from Department of Natural Resources to provide Fire Marshal support for the Joint Pipeline Office.	107.5	150.0	152.5
5301 Inter-Agency Receipts	PubSaf - Village Public Safety Officer Pg (3047)	RSA with VPSO office for Rural Fire Protection Trainings	0.0	44.8	50.0

Inter-Agency Services (1682)
Department of Public Safety

Component: Fire and Life Safety (3051)

				FY2023 Actuals	FY2024 Management Plan	FY2025 Governor
Component Totals				384.1	698.3	762.0
With Department of Administration				229.0	278.9	348.3
With Department of Law				10.6	88.0	16.0
With Department of Public Safety				44.3	159.4	159.4
With Department of Transportation and Public Facilities				100.2	172.0	238.3
Object Class	Servicing Agency	Explanation		FY2023 Actuals	FY2024 Management Plan	FY2025 Governor
3017	Inter-Agency Information Technology Non-Telecommunications	Admin - Department-wide Computer services enterprise productivity rate and other non-telecommunications services provided by the Office of Information Technology.		180.3	210.6	280.0
3017	Inter-Agency Information Technology Non-Telecommunications	Law - Department-wide Legal review for code or regulation adoption.		0.0	80.0	8.0
3017	Inter-Agency Information Technology Non-Telecommunications	PubSaf - Information Systems (3199) Non-telecommunications (LAN/WAN & APSIN).		-0.9	12.0	12.0
3018	Inter-Agency Information Technology Telecommunications	Admin - Department-wide Telecommunications enterprise productivity rate.		6.0	15.7	15.7
3020	Inter-Agency Building Maintenance	Trans - Department-wide Facilities maintenance costs including lawn maintenance, snow removal and janitorial services for state owned buildings.		16.4	22.0	22.0
3021	Inter-Agency Mail	Admin - Department-wide Central mail service (I/A transfer to DOA, Shared Services).		1.4	3.0	3.0
3022	Inter-Agency Human Resources	Admin - Department-wide Department of Administration (DOA), Human Resource Chargeback		28.6	31.4	31.4
3023	Inter-Agency Building Leases	Trans - Department-wide State-owned building leases.		13.5	15.0	15.0
3023	Inter-Agency Building Leases	Trans - Department-wide Lease/housing/utilities for the new Deputy Fire Marshal 2 in Bethel		0.0	75.0	141.3
3024	Inter-Agency Legal	Law - Department-wide Department of Law legal services (I/A transfer to DOL).		10.6	8.0	8.0
3026	Inter-Agency Insurance	Admin - Department-wide Risk management for property and		0.5	6.3	6.3

Inter-Agency Services (1682)
Department of Public Safety

Component: Fire and Life Safety (3051)

Object Class		Servicing Agency	Explanation	FY2023 Actuals	FY2024 Management Plan	FY2025 Governor
			overhead insurance.			
3027	Inter-Agency Financial	Admin - Department-wide	State accounting and payroll system costs (I/A transfer to DOA, Finance). IRIS HRM/ ALDER/ IRIS financial support.	11.6	11.6	11.6
3027	Inter-Agency Financial	PubSaf - Administrative Services (525)	RSA for Administrative Services costs.	0.0	60.6	60.6
3028	Inter-Agency Americans with Disabilities Act Compliance	Admin - Department-wide	Americans with Disabilities Act funding (I/A transfer to DOA, Personnel).	0.6	0.3	0.3
3037	State Equipment Fleet	Trans - Department-wide	State Equipment Fleet vehicle leasing and maintenance.	70.3	60.0	60.0
3038	Inter-Agency Management/Consulting	PubSaf - Administrative Services (525)	Interdepartmental service contracts.	45.2	70.0	70.0
3038	Inter-Agency Management/Consulting	PubSaf - Commissioner's Office (523)	DPS Office of Professional Standards cost allocation.	0.0	12.0	12.0
3038	Inter-Agency Management/Consulting	PubSaf - Commissioner's Office (523)	DPS Commissioner's Office cost allocation.	0.0	4.8	4.8

Personal Services Expenditure Detail
Department of Public Safety

Scenario: FY2025 Governor (20959)
Component: Fire and Life Safety (3051)
RDU: Fire and Life Safety (556)

PCN	Job Class Title	Time Status	Retire Code	Barg Unit	Location	Salary Sched	Range / Step	Comp Months	Split / Count	Annual Salaries	COLA	Premium Pay	Annual Benefits	Total Costs	UGF Amount
12-2017	Deputy Fire Marshal 2	FT	F	AA	Juneau	505	76C	12.0		88,504	3,963	4,266	58,283	155,016	155,016
12-1942	Building Plans Examiner 1	FT	A	GP	Anchorage	100	19L / M	12.0		95,855	7,079	3,585	61,213	167,732	142,572
12-2001	Division Director - Px	FT	F	XE	Anchorage	N00	27P / Q	12.0		163,593	0	0	92,239	255,832	251,449
12-2003	Building Plans Examiner 1	FT	A	GP	Anchorage	100	19C / D	12.0		74,798	5,526	2,823	51,966	135,113	114,846
12-2004	Administrative Assistant 1	FT	A	GP	Anchorage	100	12K / L	12.0		56,604	4,091	859	43,423	104,977	89,231
12-2005	Statistical Technician 2	FT	A	GG	Anchorage	99	14P	12.0		74,159	5,401	1,712	51,225	132,497	132,497
12-2007	Office Assistant 2	FT	A	GP	Anchorage	99	10O	12.0		54,464	3,967	1,257	42,685	102,373	87,017
12-2010	Deputy Fire Marshal 2	FT	F	AA	Anchorage	99	76F	12.0		91,312	4,580	15,916	64,410	176,218	149,785
12-2011	Deputy Fire Marshal 2	FT	F	AA	Anchorage	500	76O	12.0		117,437	5,899	20,666	77,495	221,497	188,273
12-2012	Deputy Fire Marshal 2	FT	F	AA	Fairbanks	99	76J	12.0		94,058	4,717	16,372	65,767	180,914	153,777
12-2013	Building Plans Examiner 1	FT	A	GP	Anchorage	100	19B / C	12.0		72,182	5,333	2,736	50,821	131,072	111,411
12-2017	Deputy Fire Marshal 2	FT	F	AA	Anchorage	99	76L / M	12.0		103,778	5,188	17,688	70,444	197,098	167,533
12-2022	Fire Training Specialist	FT	A	GP	Juneau	105	19B / C	12.0		74,745	5,556	3,304	52,148	135,753	135,753
12-2024	Fire Training Administrator	FT	A	SS	Anchorage	100	21J	12.0		100,090	0	0	65,471	165,561	165,561
12-2025	Office Assistant 2	FT	A	GP	Anchorage	100	10C / D	12.0		41,399	3,015	955	37,020	82,389	82,389
12-2026	Deputy Fire Marshal 2	FT	F	AA	Anchorage	99	76L / M	12.0		102,535	5,135	17,688	69,917	195,275	165,984
12-2027	Deputy Fire Marshal 3	FT	F	SS	Anchorage	100	23K	12.0		118,477	0	756	73,584	192,817	163,895
12-2028	Office Assistant 2	FT	A	GP	Juneau	105	10E / F	12.0		45,146	3,214	0	38,204	86,564	86,564
12-2029	Assistant State Fire Marshal	FT	F	SS	Anchorage	100	26O / P	12.0		163,173	0	0	92,205	255,378	217,071
12-2031	Tap Fr Sft Spec	FT	A	GP	Anchorage	100	21F / G	12.0		93,327	6,644	0	58,623	158,594	7,178
12-2032	Fire Training Specialist	FT	A	GP	Anchorage	100	19B / C	12.0		72,220	5,386	3,441	51,136	132,183	132,183
12-2034	Building Plans Examiner 1	FT	A	GP	Anchorage	100	19E / F	12.0		79,815	5,897	3,023	54,177	142,912	121,475
12-2035	Fire Training Specialist	FT	A	GP	Anchorage	100	19F / G	12.0		83,827	6,244	3,880	56,241	150,192	150,192
12-2039	Administrative Assistant 1	FT	A	GP	Anchorage	100	12C / D	12.0		46,296	3,370	1,048	39,135	89,849	76,372
12-2041	Fire Training Specialist	FT	A	GP	Anchorage	100	19F / G	12.0		83,827	6,155	2,626	55,709	148,317	148,317
12-2085	Building Plans Examiner 1	FT	A	GP	Anchorage	100	19E / F	12.0		79,670	5,887	3,023	54,116	142,696	121,292
12-2086	Building Plans Examiner 2	FT	A	SS	Anchorage	100	21N	12.0		113,734	0	4,533	73,174	191,441	162,725
12-2092	Building Plans Examiner 1	FT	A	GP	Anchorage	100	19C / D	12.0		74,330	5,493	2,823	51,768	134,414	114,252
12-2121	Deputy Fire Marshal 2	FT	F	AA	Bethel	550	76C / D	12.0		131,165	5,635	756	74,875	212,431	212,431
12-2153	Deputy Fire Marshal 2	FT	F	AA	Fairbanks	503	76C / D	12.0		90,064	3,879	756	57,456	152,155	129,332
12-5200	Administrative Assistant 3	FT	A	GP	Anchorage	100	15C / D	12.0		56,376	4,166	2,142	43,871	106,555	89,472

Note: If a position is split, an asterisk (*) will appear in the Split/Count column. If the split position is also counted in the component, two asterisks (**) will appear in this column. [No valid job title] appearing in the Job Class Title indicates that the PCN has an invalid class code or invalid range for the class code effective date of this scenario.

Personal Services Expenditure Detail
Department of Public Safety

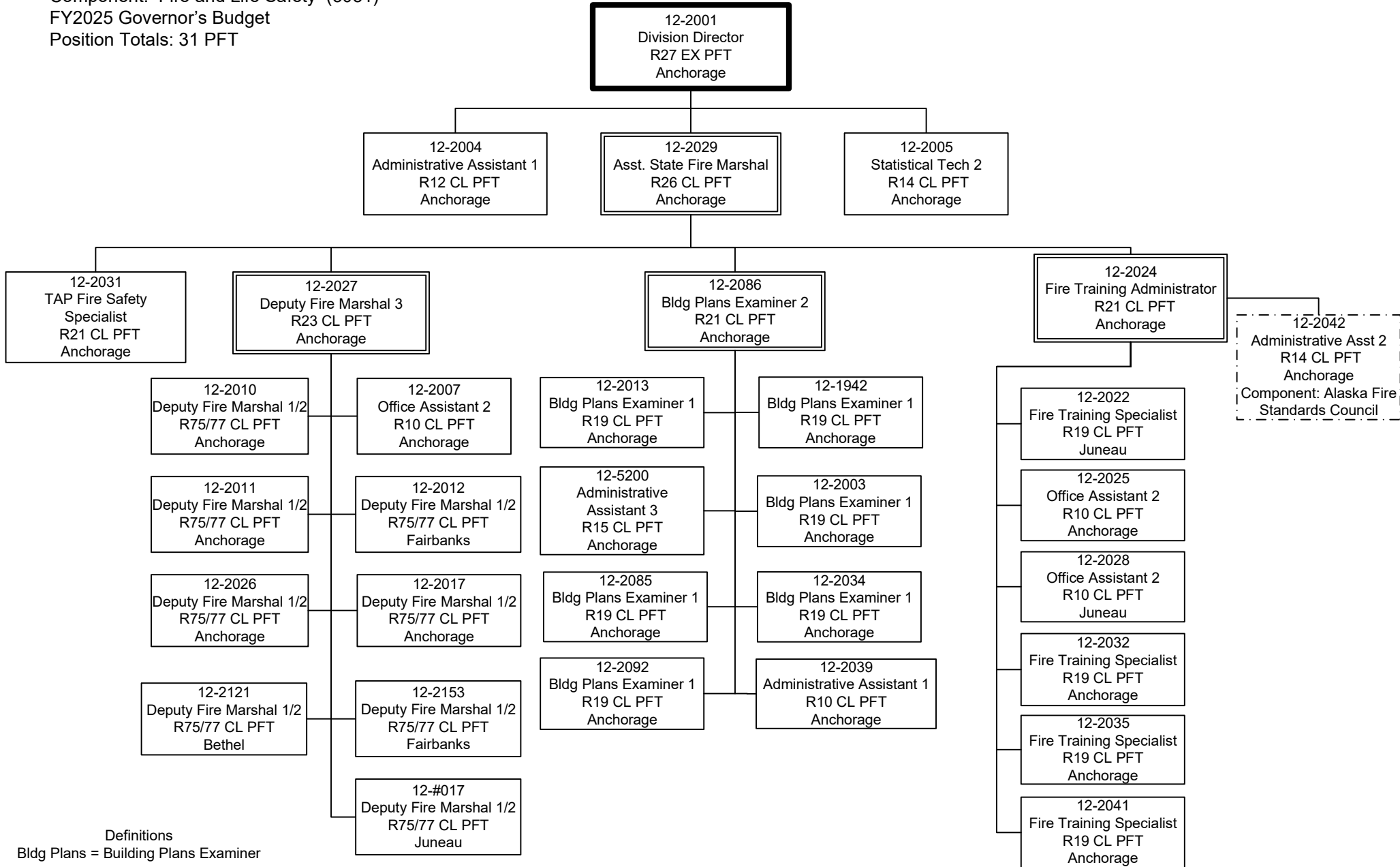
Scenario: FY2025 Governor (20959)
Component: Fire and Life Safety (3051)
RDU: Fire and Life Safety (556)

PCN	Job Class Title	Time Status	Retire Code	Barg Unit	Location	Salary Sched	Range / Step	Comp Months	Split / Count	Annual Salaries	COLA	Premium Pay	Annual Benefits	Total Costs	UGF Amount
		Total Positions	New	Deleted										Total Salary Costs:	2,736,960
														Total COLA:	131,420
	Full Time Positions:	31	0	0										Total Premium Pay:	138,634
	Part Time Positions:	0	0	0										Total Benefits:	1,828,801
	Non Permanent Positions:	0	0	0											
	Positions in Component:	31	0	0											
	Total Component Months:	372.0													
														Total Pre-Vacancy:	4,835,815
														Minus Vacancy Adjustment of 5.77%:	(278,815)
														Total Post-Vacancy:	4,557,000
														Plus Lump Sum Premium Pay:	0
														Personal Services Line 100:	4,557,000

PCN Funding Sources:	Pre-Vacancy	Post-Vacancy	Percent
1004 Unrestricted General Fund Receipts	4,225,843	3,982,197	87.39%
1005 General Fund/Program Receipts	458,556	432,117	9.48%
1007 Interagency Receipts	151,416	142,686	3.13%
Total PCN Funding:	4,835,815	4,557,000	100.00%

Note: If a position is split, an asterisk (*) will appear in the Split/Count column. If the split position is also counted in the component, two asterisks (**) will appear in this column. [No valid job title] appearing in the Job Class Title indicates that the PCN has an invalid class code or invalid range for the class code effective date of this scenario.

Department of Public Safety
 RDU: Fire and Life Safety (556)
 Component: Fire and Life Safety (3051)
 FY2025 Governor's Budget
 Position Totals: 31 PFT



Definitions
 Bldg Plans = Building Plans Examiner