

# **State of Alaska FY2025 Governor's Operating Budget**

**Department of Transportation and Public Facilities**

Department of Transportation and Public Facilities

**Mission**

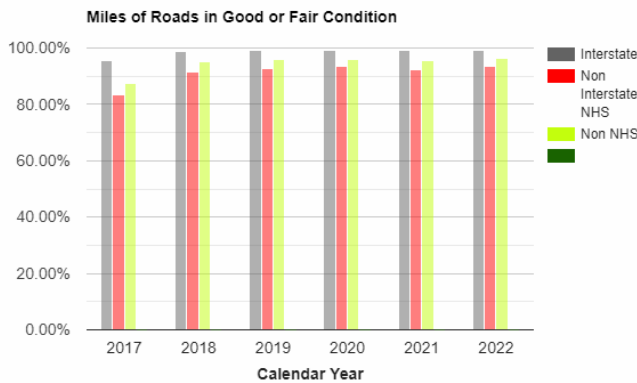
Keep Alaska Moving.

	<b>Core Services (in priority order)</b>	<b>UGF</b>	<b>DGF</b>	<b>Other</b>	<b>Fed</b>	<b>Total</b>	<b>PFT</b>	<b>PPT</b>	<b>NP</b>	<b>% GF</b>
1	Preserve Alaska's Transportation Infrastructure	23,480.4	14,234.5	82,724.3	4,598.9	125,038.1	596.3	91.8	40.4	15.9%
2	Operate Alaska's Transportation Infrastructure	50,880.5	30,484.1	18,244.6	8,268.5	107,877.6	397.3	41.8	25.5	34.3%
3	Modernize Alaska's Transportation Infrastructure	783.0	655.4	58,690.3	0.0	60,128.8	319.9	71.0	12.3	0.6%
4	Provide Transportation Services	67,434.1	20,323.7	117,888.5	75,537.8	281,184.0	1,160.9	72.2	50.8	37.0%
5	Shared Services	19,974.3	2,453.0	93,199.3	160.1	115,786.8	309.5	5.0	2.0	9.4%
6	Mission Support Services	4,975.5	1,815.8	73,645.3	0.0	80,436.6	223.0	0.0	16.0	2.9%
	<b>FY2024 Management Plan</b>	<b>167,527.8</b>	<b>69,966.5</b>	<b>444,392.2</b>	<b>88,565.3</b>	<b>770,451.9</b>	<b>3,007.0</b>	<b>282.0</b>	<b>147.0</b>	

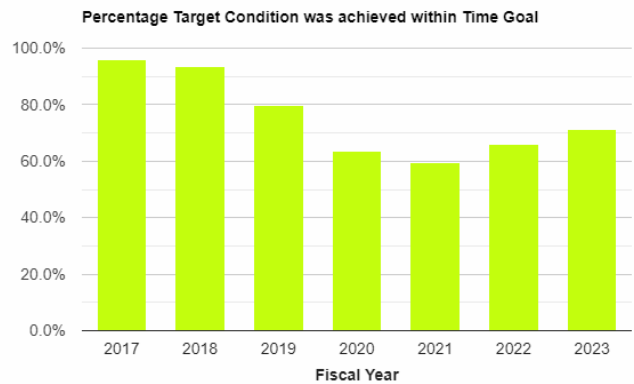
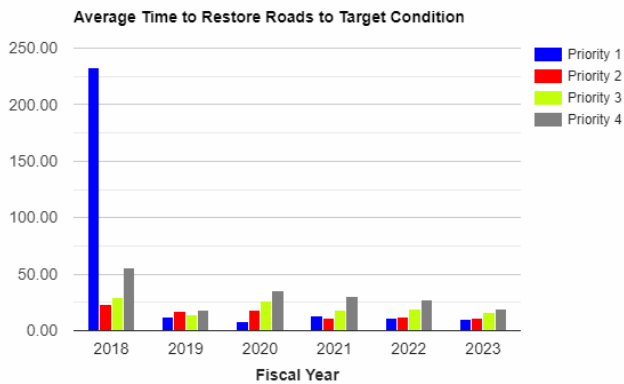
**Measures by Core Service**

(Additional performance information is available on the web at <https://omb.alaska.gov/results>.)

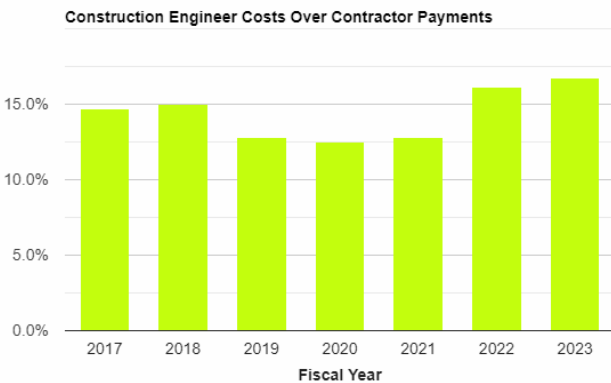
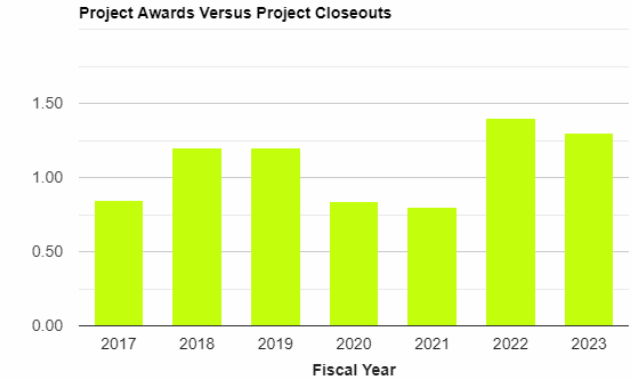
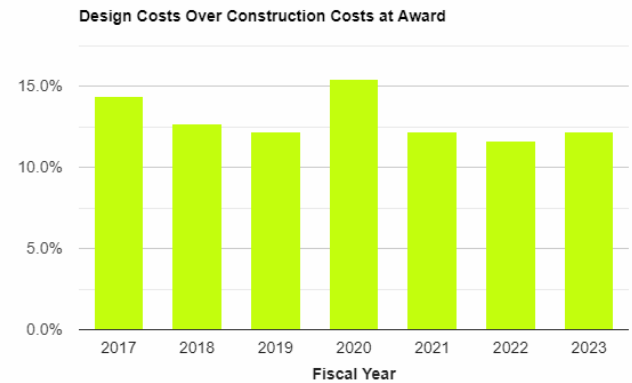
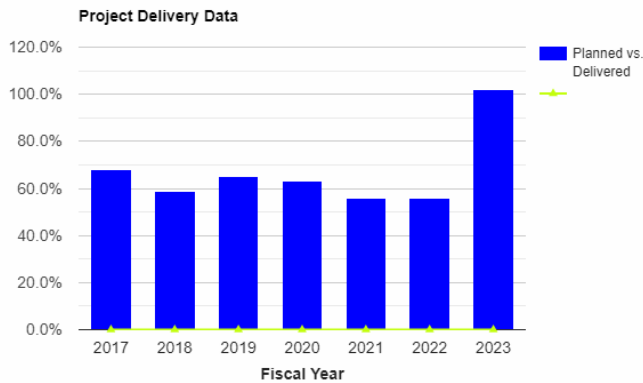
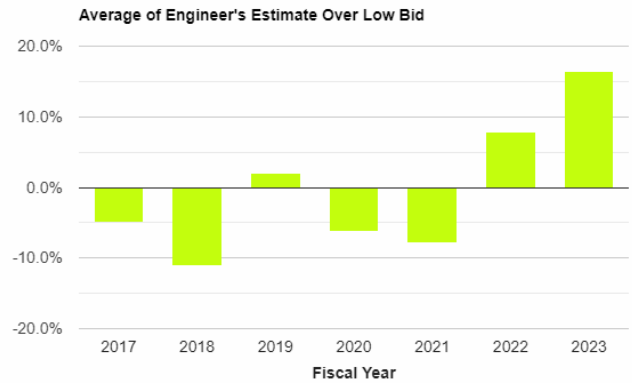
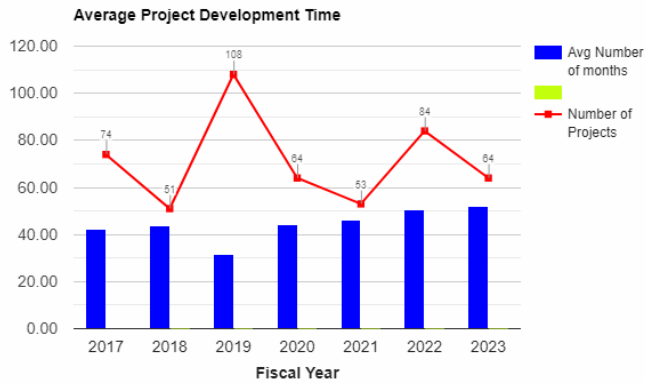
**1. Preserve Alaska's Transportation Infrastructure**



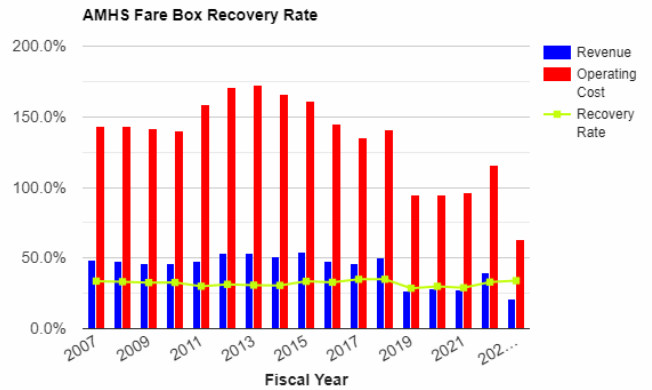
**2. Operate Alaska's Transportation Infrastructure**



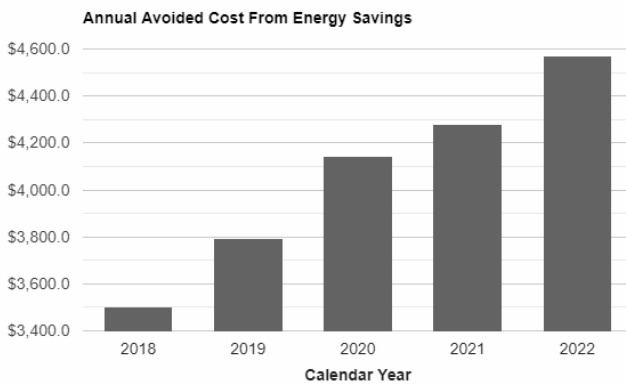
### 3. Modernize Alaska's Transportation Infrastructure



#### 4. Provide Transportation Services



#### 5. Shared Services



#### 6. Mission Support Services

#### Major Department Accomplishments in 2023

- Successfully obligated \$936,093,000 of federal aid in highways projects and grants, ensuring that no funds were lost for Alaska. This included successful August redistribution efforts that allowed the State of Alaska to be awarded an additional \$108,000,000 in transportation funds.
- Executed 62 Airport Improvement Program Grants, resulting in capital investments of \$220,028,000 for the rural airport system, and \$88,193,000 for the international airport system.
- Applied for \$2,412,000,000 in federal discretionary grants. The department was successfully awarded \$493,000,000 in federal discretionary grants to invest in the Alaska Marine Highway System (AMHS) vessels, maritime infrastructure such as docks and terminals, and the surface highway system.
- The Ted Stevens Anchorage International Airport (ANC) surpassed Shanghai Pudong Airport (PVG,) to claim the slot for third busiest airport in the world for cargo. In 2022, 3,461,603 metric tons of cargo transited ANC's runways.
- Re-focused the department on three internal vision objectives: Being modern, resilient, and agile.
- Realigned several divisions to increase the efficiency and effectiveness of the department in alignment with the vision. New realignments include Division of Project Delivery, Division of Program Management and Administration, Division of Government and Public Affairs, and the Office of Data Modernization and Innovation. No new positions were created, and the new structures were implemented through position management and coordination.
- Restructured the communications staff into a statewide team, and enhanced public communications using a multi-layered approach, including social media and content creation to generate media coverage. This involved versatile content like articles, photos, videos, and new technologies, while also upholding traditional methods like press releases and media relations for a thorough and efficient communication strategy.

- Built strengthened internal communications by implementing InMotion, an interactive Department of Transportation and Public Facilities (DOT&PF) internal newsletter where we share modern, agile and resilient stories. Starting in February, Commissioner Anderson began welcoming all DOT&PF and AMHS new employees through a coordinated virtual onboarding event. This new effort is a result of feedback received from staff on retention.
- Restructured the Statewide Transportation Improvement Plan, with new modern financial and communication tools. Restructured project delivery plans to build more accountability into statewide planning processes.
- Led the response on several major weather events that included flooding, snow removal, and landslides. Responded to Typhon Merbok, a historic west coast storm event that impacted a large area of Alaska.
- Maintained State-owned harbor facilities, seaplane floats including breakwaters, and electrical systems.
- Started three Rural Planning Organizations to improve community transportation planning.
- Successfully implemented Transportation X, a program to establish new ways of working on projects through structured teaming processes.
- Successfully applied for a new Maritime Administration Route Designation, M-11, which expands existing maritime routes north along the west coast of Alaska, and across the Arctic Ocean along the north coast of Alaska.

### Key Department Challenges

- Addressing the persistent and emerging challenges for recruitment and retention across the State. These challenges require a strategic and adaptive approach, embracing technology, fostering a supportive organizational culture, and continuously evolving human resource practices to meet the evolving needs of the workforce.
- Developing and strengthening an affordable and sustainable multi-modal transportation system with the rising cost of operations, maintenance, and construction, as well as the need for deferred maintenance with reduced general funds.
- Addressing Division of Facilities Services statewide processes and practices internally and externally.
- Improving response to extreme winter storm events through partnerships and contracting.
- Developing a frontier road program that builds frontier road technical standards, and inventories rural Alaska transportation infrastructure.
- Addressing operating and capital cost increases, primarily driven through inflation and limited resource capacity.
- Operating the Marine Highway System amidst recruitment and staffing hardships while working to increase traffic volumes, system utilization, and revenues.

### Significant Changes in Results to be Delivered in FY2025

- Improved project delivery and capital project management platforms to track scope, schedule, and budget.
- Leverage fast changing technologies that integrate artificial intelligence into processes and tools that improve work product quality and efficiency.
- New policies that address the design and maintenance of our highway systems for all users, including improved methods for removing snow and ice efficiently and promptly.
- Additional community planning organizations throughout the State to improve local transportation planning.
- Continued realignment of department functions to reduce siloing and promote a team culture.

Contact Information	
<b>Commissioner:</b> Ryan Anderson, P.E. <b>Phone:</b> (907) 465-3900 <b>E-mail:</b> ryan.anderson@alaska.gov	<b>Administrative Services Director:</b> Dom Pannone <b>Phone:</b> (907) 465-2956 <b>E-mail:</b> dom.pannone@alaska.gov

### FY2025 Capital Budget Request

Project Title	Unrestricted Gen (UGF)	Designated Gen (DGF)	Other Funds	Federal Funds	Total Funds
Copper River Highway Wood Canyon Bridges & Trails	4,250,000	0	0	0	4,250,000
Statewide PFAS: Fleetwide Foam Replacement	2,533,300	0	0	0	2,533,300
Williamsport Iliamna Intermodal Connector	2,666,600	0	0	0	2,666,600
Public Building Fund Deferred Maintenance, Renovation, Repair and Equipment	0	0	5,550,000	0	5,550,000
Winter Trail Grooming Grants	0	185,000	0	0	185,000
State Equipment Fleet Replacement	0	0	38,000,000	0	38,000,000
MH Trust: Coordinated Transportation and Vehicles	1,000,000	0	300,000	0	1,300,000
Alaska Marine Highway System Vessel Overhaul, Annual Certification and Shoreside Facilities Rehabilitation	0	22,000,000	0	0	22,000,000
Airport Improvement Program	0	0	26,307,454	409,701,524	436,008,978
Federal Program Match	117,292,591	1,000,000	22,252,403	0	140,544,994
Rural Ferry Grants	0	0	0	115,983,000	115,983,000
Statewide Federal Programs	35,000	0	10,000,000	65,974,000	76,009,000
Surface Transportation Program	0	0	0	895,600,000	895,600,000
<b>Department Total</b>	<b>127,777,491</b>	<b>23,185,000</b>	<b>102,409,857</b>	<b>1,487,258,524</b>	<b>1,740,630,872</b>

*This is an appropriation level summary only. For allocations and the full project details see the capital budget.*

**Summary of Department Budget Changes by RDU**

From FY2024 Management Plan to FY2025 Governor

*All dollars shown in thousands*

	<u>Unrestricted Gen (UGF)</u>	<u>Designated Gen (DGF)</u>	<u>Other Funds</u>	<u>Federal Funds</u>	<u>Total Funds</u>
<b>FY2024 Management Plan</b>	<b>167,525.3</b>	<b>69,966.5</b>	<b>443,999.6</b>	<b>88,565.3</b>	<b>770,056.7</b>
<b>One-time items:</b>					
-Highways, Aviation and Faciliti	6,322.2	0.0	0.0	-9,827.1	-3,504.9
-International Airports	0.0	0.0	-55.0	0.0	-55.0
<b>Adjustments which continue current level of service:</b>					
-Facilities Services	18,335.3	222.5	1,415.6	160.1	20,133.5
-Administration and Support	266.5	190.2	5,318.9	0.0	5,775.6
-Design, Engineering and Constru	-83.8	49.3	1,118.6	0.0	1,084.1
-State Equipment Fleet	0.0	0.0	243.2	0.0	243.2
-Highways, Aviation and Faciliti	-17,490.5	-58.4	-1,017.3	-157.6	-18,723.8
-International Airports	0.0	0.0	1,303.7	0.0	1,303.7
-Marine Highway System	461.6	0.0	27.0	0.0	488.6
<b>Proposed budget increases:</b>					
-Facilities Services	654.6	0.0	0.0	0.0	654.6
-Administration and Support	15.0	25.5	3,267.9	0.0	3,308.4
-Highways, Aviation and Faciliti	8,995.0	0.0	0.0	0.0	8,995.0
<b>Proposed budget decreases:</b>					
-Facilities Services	0.0	0.0	-19,685.7	0.0	-19,685.7
<b>FY2025 Governor</b>	<b>185,001.2</b>	<b>70,395.6</b>	<b>435,936.5</b>	<b>78,740.7</b>	<b>770,074.0</b>

**Department Totals**  
**Department of Transportation and Public Facilities**

Description	FY2023 Actuals	FY2024 Enrolled	FY2024 Authorized	FY2024 Management Plan	FY2025 Governor Adjusted Base	FY2025 Governor	FY2024 Management Plan vs FY2025 Governor	
Department Totals	579,898.5	780,181.7	770,056.7	770,056.7	776,801.7	770,074.0	17.3	0.0%
<b>Objects of Expenditure:</b>								
1000 Personal Services	307,158.8	450,168.8	450,043.8	448,533.5	458,390.7	461,366.4	12,832.9	2.9%
2000 Travel	3,434.8	7,111.9	7,111.9	7,289.5	7,339.0	7,569.0	279.5	3.8%
3000 Services	199,652.5	209,811.1	209,811.1	212,062.8	209,827.8	195,307.9	-16,754.9	-7.9%
4000 Commodities	65,166.2	91,786.0	91,786.0	90,867.0	89,991.8	94,578.3	3,711.3	4.1%
5000 Capital Outlay	4,486.2	1,303.9	1,303.9	1,303.9	1,252.4	1,252.4	-51.5	-3.9%
7000 Grants, Benefits	0.0	0.0	0.0	0.0	0.0	0.0	0.0	0.0%
8000 Miscellaneous	0.0	20,000.0	10,000.0	10,000.0	10,000.0	10,000.0	0.0	0.0%
<b>Funding Source:</b>								
1002 Fed Rcpts (Fed)	1,600.8	78,738.2	78,738.2	78,738.2	78,740.7	78,740.7	2.5	0.0%
1004 Gen Fund (UGF)	81,269.2	177,650.3	167,525.3	167,525.3	174,986.6	185,001.2	17,475.9	10.4%
1005 GF/Prgm (DGF)	3,961.3	5,902.1	5,902.1	5,902.1	6,082.1	6,107.6	205.5	3.5%
1007 I/A Rcpts (Other)	75,741.6	77,340.5	77,340.5	77,340.5	77,578.8	59,763.1	-17,577.4	-22.7%
1026 Hwy Capitl (Other)	36,402.0	37,814.8	37,814.8	37,814.8	38,078.7	38,078.7	263.9	0.7%
1027 Int Airprt (Other)	105,232.9	113,211.2	113,211.2	113,211.2	114,489.3	114,139.3	928.1	0.8%
1061 CIP Rcpts (Other)	185,583.0	184,574.4	184,574.4	184,574.4	191,165.5	192,536.8	7,962.4	4.3%
1076 Marine Hwy (DGF)	1,945.9	22,729.5	22,729.5	22,729.5	22,792.6	22,792.6	63.1	0.3%
1108 Stat Desig (Other)	196.8	379.3	379.3	379.3	380.7	380.7	1.4	0.4%
1147 PublicBldg (Other)	11,661.2	15,501.6	15,501.6	15,501.6	15,523.0	15,523.0	21.4	0.1%
1200 VehRntlTax (DGF)	6,404.0	6,436.9	6,436.9	6,436.9	6,449.6	6,449.6	12.7	0.2%
1214 WhitTunnel (Other)	1,829.0	1,805.1	1,805.1	1,805.1	1,816.7	1,816.7	11.6	0.6%
1215 UCR Rcpts (Other)	535.2	738.3	738.3	738.3	770.1	796.7	58.4	7.9%
1232 ISPF-I/A (Other)	0.0	31.7	31.7	31.7	32.2	32.2	0.5	1.6%
1239 AvFuel Tax (Other)	4,489.8	4,556.4	4,556.4	4,556.4	4,584.4	4,584.4	28.0	0.6%
1244 Rural Air (Other)	7,410.5	7,777.8	7,777.8	7,777.8	8,014.8	8,014.8	237.0	3.0%
1245 R Apt I/A (Other)	254.3	268.5	268.5	268.5	270.1	270.1	1.6	0.6%
1249 Motor Fuel (DGF)	34,487.7	34,898.0	34,898.0	34,898.0	35,045.8	35,045.8	147.8	0.4%
1265 COVID Fed (Fed)	19,594.7	9,827.1	9,827.1	9,827.1	0.0	0.0	-9,827.1	-100.0%
1270 FHWA CRRSA (Fed)	1,298.6	0.0	0.0	0.0	0.0	0.0	0.0	0.0%
<b>Totals:</b>								
Unrestricted Gen (UGF)	81,269.2	177,650.3	167,525.3	167,525.3	174,986.6	185,001.2	17,475.9	10.4%
Designated Gen (DGF)	46,798.9	69,966.5	69,966.5	69,966.5	70,370.1	70,395.6	429.1	0.6%
Other Funds	429,336.3	443,999.6	443,999.6	443,999.6	452,704.3	435,936.5	-8,063.1	-1.8%
Federal Funds	22,494.1	88,565.3	88,565.3	88,565.3	78,740.7	78,740.7	-9,824.6	-11.1%



**Department Totals**  
**Department of Transportation and Public Facilities**

<b>Description</b>	<b>FY2023 Actuals</b>	<b>FY2024 Enrolled</b>	<b>FY2024 Authorized</b>	<b>FY2024 Management Plan</b>	<b>FY2025 Governor Adjusted Base</b>	<b>FY2025 Governor</b>	<b>FY2024 Management Plan vs FY2025 Governor</b>	
<b>Positions:</b>								
Permanent Full Time	2,289	2,999	2,998	3,007	3,007	3,008	1	0.0%
Permanent Part Time	241	287	287	281	281	281	0	0.0%
Non Permanent	97	148	148	147	146	147	0	0.0%

**Component Summary Unrestricted General Funds Only**  
**Department of Transportation and Public Facilities**

<b>Results Delivery Unit/ Component</b>	<b>FY2023 Actuals</b>	<b>FY2024 Enrolled</b>	<b>FY2024 Authorized</b>	<b>FY2024 Management Plan</b>	<b>FY2025 Governor Adjusted Base</b>	<b>FY2025 Governor</b>	<b>FY2024 Management Plan vs FY2025 Governor</b>		
<b>Division of Facilities Services</b>									
Facilities Services	938.6	948.8	948.8	948.8	19,284.1	19,938.7	18,989.9	2001.5%	
<b>RDU Totals:</b>	<b>938.6</b>	<b>948.8</b>	<b>948.8</b>	<b>948.8</b>	<b>19,284.1</b>	<b>19,938.7</b>	<b>18,989.9</b>	<b>2001.5%</b>	
<b>Administration and Support</b>									
Commissioner's Office	1,058.0	834.2	834.2	834.2	850.7	850.7	16.5	2.0%	
Contracting and Appeals	49.3	53.7	53.7	53.7	55.2	55.2	1.5	2.8%	
EE/Civil Rights	255.0	342.8	342.8	342.8	356.3	356.3	13.5	3.9%	
Internal Review	7.8	12.8	12.8	12.8	12.9	12.9	0.1	0.8%	
Statewide Admin Services	1,273.2	1,427.1	1,302.1	1,302.1	1,347.1	1,347.1	45.0	3.5%	
Information Systems and Services	1,220.3	1,280.7	1,280.7	1,280.7	1,296.9	1,296.9	16.2	1.3%	
Statewide Procurement	790.3	819.9	819.9	819.9	847.5	847.5	27.6	3.4%	
Central Support Svcs	260.8	269.3	269.3	269.3	272.2	272.2	2.9	1.1%	
Northern Support Services	372.4	326.6	326.6	326.6	393.9	393.9	67.3	20.6%	
Southcoast Support Services	1,299.0	1,170.5	1,170.5	1,170.5	1,200.2	1,200.2	29.7	2.5%	
Statewide Aviation	148.9	188.4	188.4	188.4	195.2	195.2	6.8	3.6%	
Program Development	341.5	359.1	359.1	359.1	363.6	363.6	4.5	1.3%	
Measurement Standards	1,241.7	1,268.0	1,268.0	1,268.0	1,302.9	1,317.9	49.9	3.9%	
<b>RDU Totals:</b>	<b>8,318.2</b>	<b>8,353.1</b>	<b>8,228.1</b>	<b>8,228.1</b>	<b>8,494.6</b>	<b>8,509.6</b>	<b>281.5</b>	<b>3.4%</b>	
<b>Design, Engineering and Construction</b>									
Central Design, Eng, Const	0.0	0.0	0.0	0.0	194.6	194.6	194.6	100.0%	
Southcoast Design, Eng, Const	0.0	0.0	0.0	0.0	172.6	172.6	172.6	100.0%	
SW Design & Engineering Svcs	51.4	52.6	52.6	52.6	55.5	55.5	2.9	5.5%	
Northern Design, Eng & Const	250.3	252.6	252.6	252.6	160.2	160.2	-92.4	-36.6%	
Central Design & Eng Svcs	92.8	94.4	94.4	94.4	0.0	0.0	-94.4	-100.0%	
Southcoast Design & Eng Svcs	116.7	118.5	118.5	118.5	0.0	0.0	-118.5	-100.0%	
Central Construction & CIP	96.5	97.2	97.2	97.2	0.0	0.0	-97.2	-100.0%	
Southcoast Region Construction	50.6	51.4	51.4	51.4	0.0	0.0	-51.4	-100.0%	
<b>RDU Totals:</b>	<b>658.3</b>	<b>666.7</b>	<b>666.7</b>	<b>666.7</b>	<b>582.9</b>	<b>582.9</b>	<b>-83.8</b>	<b>-12.6%</b>	
<b>State Equipment Fleet</b>									
State Equipment Fleet	29.2	29.2	29.2	29.2	29.2	29.2	0.0	0.0%	
<b>RDU Totals:</b>	<b>29.2</b>	<b>29.2</b>	<b>29.2</b>	<b>29.2</b>	<b>29.2</b>	<b>29.2</b>	<b>0.0</b>	<b>0.0%</b>	
<b>Highways, Aviation and Facilities</b>									
Abandoned Vehicle Removal	100.0	100.0	100.0	100.0	100.0	100.0	0.0	0.0%	
Stwd Contracted Snow Removal	0.0	0.0	0.0	0.0	0.0	915.5	915.5	100.0%	
Central Region Facilities	4,853.6	5,446.8	5,446.8	5,446.8	0.0	0.0	-5,446.8	-100.0%	
Northern Region Facilities	8,813.5	10,032.3	10,032.3	10,032.3	0.0	0.0	-10,032.3	-100.0%	
Southcoast Region Facilities	1,862.3	2,849.5	2,849.5	2,849.5	0.0	0.0	-2,849.5	-100.0%	
Traffic Signal Management	1,627.5	1,909.3	1,909.3	1,909.3	1,909.3	1,909.3	0.0	0.0%	
Central Highways and Aviation	18,063.5	18,555.7	18,555.7	18,555.7	21,187.2	22,959.1	4,403.4	23.7%	
Northern Highways & Aviation	29,299.4	39,802.8	39,802.8	39,802.8	41,346.9	43,678.5	3,875.7	9.7%	
Southcoast Highways & Aviation	6,705.1	8,538.6	8,538.6	8,538.6	11,173.3	12,624.3	4,085.7	47.8%	
Whittier Access and Tunnel	0.0	0.0	0.0	0.0	0.0	2,875.0	2,875.0	100.0%	
<b>RDU Totals:</b>	<b>71,324.9</b>	<b>87,235.0</b>	<b>87,235.0</b>	<b>87,235.0</b>	<b>75,716.7</b>	<b>85,061.7</b>	<b>-2,173.3</b>	<b>-2.5%</b>	
<b>Marine Highway System</b>									
Marine Vessel Operations	0.0	41,876.1	31,876.1	31,833.8	31,833.8	31,833.8	0.0	0.0%	

**Component Summary Unrestricted General Funds Only**  
**Department of Transportation and Public Facilities**

<b>Results Delivery Unit/ Component</b>	<b>FY2023 Actuals</b>	<b>FY2024 Enrolled</b>	<b>FY2024 Authorized</b>	<b>FY2024 Management Plan</b>	<b>FY2025 Governor Adjusted Base</b>	<b>FY2025 Governor</b>	<b>FY2024 Management Plan vs FY2025 Governor</b>	
Marine Vessel Fuel	0.0	20,905.8	20,905.8	20,905.8	20,905.8	20,905.8	0.0	0.0%
Marine Engineering	0.0	2,138.6	2,138.6	1,924.8	1,957.7	1,957.7	32.9	1.7%
Overhaul	0.0	1,699.6	1,699.6	1,699.6	1,699.6	1,699.6	0.0	0.0%
Reservations and Marketing	0.0	1,560.9	1,560.9	1,560.9	1,485.4	1,485.4	-75.5	-4.8%
Marine Shore Operations	0.0	7,893.3	7,893.3	7,893.3	8,122.8	8,122.8	229.5	2.9%
Vessel Operations Management	0.0	4,343.2	4,343.2	4,599.3	4,874.0	4,874.0	274.7	6.0%
<b>RDU Totals:</b>	<b>0.0</b>	<b>80,417.5</b>	<b>70,417.5</b>	<b>70,417.5</b>	<b>70,879.1</b>	<b>70,879.1</b>	<b>461.6</b>	<b>0.7%</b>
<b>Unrestricted Gen (UGF):</b>	81,269.2	177,650.3	167,525.3	167,525.3	174,986.6	185,001.2	17,475.9	10.4%
<b>Designated Gen (DGF):</b>	0.0	0.0	0.0	0.0	0.0	0.0	0.0	0.0%
<b>Other Funds:</b>	0.0	0.0	0.0	0.0	0.0	0.0	0.0	0.0%
<b>Federal Funds:</b>	0.0	0.0	0.0	0.0	0.0	0.0	0.0	0.0%
<b>Total Funds:</b>	<b>81,269.2</b>	<b>177,650.3</b>	<b>167,525.3</b>	<b>167,525.3</b>	<b>174,986.6</b>	<b>185,001.2</b>	<b>17,475.9</b>	<b>10.4%</b>

**Component Summary All Funds**  
**Department of Transportation and Public Facilities**

<b>Results Delivery Unit/ Component</b>	<b>FY2023 Actuals</b>	<b>FY2024 Enrolled</b>	<b>FY2024 Authorized</b>	<b>FY2024 Management Plan</b>	<b>FY2025 Governor Adjusted Base</b>	<b>FY2025 Governor</b>	<b>FY2024 Management Plan vs FY2025 Governor</b>	
<b>Division of Facilities Services</b>								
Facilities Services	50,328.4	54,955.7	54,955.7	54,955.7	75,059.3	56,028.2	1,072.5	2.0%
Leases	45,079.7	45,518.2	45,518.2	45,518.2	45,548.1	45,548.1	29.9	0.1%
<b>RDU Totals:</b>	<b>95,408.1</b>	<b>100,473.9</b>	<b>100,473.9</b>	<b>100,473.9</b>	<b>120,607.4</b>	<b>101,576.3</b>	<b>1,102.4</b>	<b>1.1%</b>
<b>Administration and Support</b>								
Data Modernization & Innovation	0.0	0.0	0.0	0.0	6,175.7	6,175.7	6,175.7	100.0%
Commissioner's Office	3,037.8	2,326.5	2,326.5	2,326.5	2,147.1	3,308.8	982.3	42.2%
Contracting and Appeals	376.6	396.9	396.9	396.9	409.8	409.8	12.9	3.3%
EE/Civil Rights	1,306.5	1,361.5	1,361.5	1,361.5	1,409.3	1,409.3	47.8	3.5%
Internal Review	618.8	742.7	742.7	742.7	771.2	771.2	28.5	3.8%
Statewide Admin Services	9,914.6	9,931.0	9,806.0	9,806.0	10,416.4	11,194.5	1,388.5	14.2%
Highway Safety Office	0.0	805.4	805.4	805.4	841.9	841.9	36.5	4.5%
Information Systems and Services	5,996.6	5,903.0	5,903.0	5,903.0	6,067.4	7,159.3	1,256.3	21.3%
Leased Facilities	2,649.9	2,937.5	2,937.5	2,937.5	2,937.5	2,937.5	0.0	0.0%
Statewide Procurement	2,725.7	2,978.7	2,978.7	2,978.7	3,070.9	3,070.9	92.2	3.1%
Central Support Svcs	1,305.7	1,425.7	1,425.7	1,425.7	1,575.7	1,575.7	150.0	10.5%
Northern Support Services	824.3	994.4	994.4	994.4	1,068.9	1,068.9	74.5	7.5%
Southcoast Support Services	3,373.3	3,675.5	3,675.5	3,675.5	3,921.7	3,921.7	246.2	6.7%
Statewide Aviation	6,003.5	5,180.9	5,180.9	5,180.9	5,389.9	5,389.9	209.0	4.0%
Stwd Safety and Emergency Mngmnt	0.0	150.0	150.0	150.0	158.6	321.6	171.6	114.4%
Program Development	7,893.4	8,312.7	8,312.7	8,312.7	6,124.9	6,124.9	-2,187.8	-26.3%
Measurement Standards	6,120.7	7,725.3	7,725.3	7,725.3	8,011.4	8,125.1	399.8	5.2%
<b>RDU Totals:</b>	<b>52,147.4</b>	<b>54,847.7</b>	<b>54,722.7</b>	<b>54,722.7</b>	<b>60,498.3</b>	<b>63,806.7</b>	<b>9,084.0</b>	<b>16.6%</b>
<b>Design, Engineering and Construction</b>								
Central Design, Eng, Const	0.0	0.0	0.0	0.0	52,592.2	52,592.2	52,592.2	100.0%
Southcoast Design, Eng, Const	0.0	0.0	0.0	0.0	20,950.6	20,950.6	20,950.6	100.0%
SW Design & Engineering Svcs	12,438.1	13,322.8	13,322.8	13,322.8	10,588.5	10,588.5	-2,734.3	-20.5%
Northern Design, Eng & Const	41,651.6	39,867.8	39,867.8	39,867.8	41,057.2	41,057.2	1,189.4	3.0%
Central Design & Eng Svcs	23,989.8	26,217.2	26,217.2	26,217.2	0.0	0.0	-26,217.2	-100.0%
Southcoast Design & Eng Svcs	9,529.5	11,984.1	11,984.1	11,984.1	0.0	0.0	-11,984.1	-100.0%
Central Construction & CIP	27,294.9	24,429.3	24,429.3	24,429.3	0.0	0.0	-24,429.3	-100.0%
Southcoast Region Construction	7,429.2	8,283.2	8,283.2	8,283.2	0.0	0.0	-8,283.2	-100.0%
<b>RDU Totals:</b>	<b>122,333.1</b>	<b>124,104.4</b>	<b>124,104.4</b>	<b>124,104.4</b>	<b>125,188.5</b>	<b>125,188.5</b>	<b>1,084.1</b>	<b>0.9%</b>
<b>State Equipment Fleet</b>								
State Equipment Fleet	35,580.0	36,981.3	36,981.3	36,981.3	37,224.5	37,224.5	243.2	0.7%
<b>RDU Totals:</b>	<b>35,580.0</b>	<b>36,981.3</b>	<b>36,981.3</b>	<b>36,981.3</b>	<b>37,224.5</b>	<b>37,224.5</b>	<b>243.2</b>	<b>0.7%</b>
<b>Highways, Aviation and Facilities</b>								
Abandoned Vehicle Removal	100.0	100.0	100.0	100.0	100.0	100.0	0.0	0.0%
Stwd Contracted Snow Removal	0.0	0.0	0.0	0.0	0.0	915.5	915.5	100.0%
Central Region Facilities	5,552.1	6,145.3	6,145.3	6,145.3	0.0	0.0	-6,145.3	-100.0%
Northern Region Facilities	11,810.6	10,494.5	10,494.5	10,494.5	0.0	0.0	-10,494.5	-100.0%
Southcoast Region Facilities	3,517.9	3,045.9	3,045.9	3,045.9	0.0	0.0	-3,045.9	-100.0%
Traffic Signal Management	1,638.6	1,909.3	1,909.3	1,909.3	1,909.3	1,909.3	0.0	0.0%
Central Highways and Aviation	48,052.9	45,303.9	45,303.9	45,303.9	44,931.0	46,702.9	1,399.0	3.1%
Northern Highways & Aviation	71,619.1	75,101.3	75,101.3	75,101.3	73,071.3	75,402.9	301.6	0.4%

**Component Summary All Funds**  
**Department of Transportation and Public Facilities**

<b>Results Delivery Unit/ Component</b>	<b>FY2023 Actuals</b>	<b>FY2024 Enrolled</b>	<b>FY2024 Authorized</b>	<b>FY2024 Management Plan</b>	<b>FY2025 Governor Adjusted Base</b>	<b>FY2025 Governor</b>	<b>FY2024 Management Plan vs FY2025 Governor</b>	
Southcoast Highways & Aviation	27,290.1	25,325.9	25,325.9	25,325.9	25,175.3	26,276.3	950.4	3.8%
Whittier Access and Tunnel	1,770.8	6,075.6	6,075.6	6,075.6	6,086.1	8,961.1	2,885.5	47.5%
<b>RDU Totals:</b>	<b>171,352.1</b>	<b>173,501.7</b>	<b>173,501.7</b>	<b>173,501.7</b>	<b>151,273.0</b>	<b>160,268.0</b>	<b>-13,233.7</b>	<b>-7.6%</b>
<b>International Airports</b>								
International Airport Systems	2,678.2	2,288.6	2,288.6	2,380.9	2,428.6	2,428.6	47.7	2.0%
AIA Administration	7,559.6	7,727.1	7,727.1	7,727.1	8,125.9	8,125.9	398.8	5.2%
AIA Facilities	26,114.1	29,773.0	29,773.0	29,404.9	29,514.1	29,514.1	109.2	0.4%
AIA Field & Equipment Maint	26,886.6	25,944.1	25,944.1	25,944.1	26,102.9	26,102.9	158.8	0.6%
AIA Operations	7,707.5	7,865.9	7,865.9	7,865.9	7,986.8	7,986.8	120.9	1.5%
AIA Safety	12,679.8	15,071.2	15,071.2	14,841.2	14,924.9	14,924.9	83.7	0.6%
FIA Administration	2,425.0	3,154.5	3,154.5	3,065.0	3,132.7	3,132.7	67.7	2.2%
FIA Facilities	4,560.7	5,522.6	5,522.6	5,592.4	5,616.1	5,616.1	23.7	0.4%
FIA Field & Equipment Maint	5,299.7	6,834.8	6,834.8	7,116.3	7,175.7	7,175.7	59.4	0.8%
FIA Operations	1,196.2	1,502.7	1,502.7	1,746.7	1,817.6	1,817.6	70.9	4.1%
FIA Safety	5,970.4	6,480.4	6,480.4	6,480.4	6,588.3	6,588.3	107.9	1.7%
<b>RDU Totals:</b>	<b>103,077.8</b>	<b>112,164.9</b>	<b>112,164.9</b>	<b>112,164.9</b>	<b>113,413.6</b>	<b>113,413.6</b>	<b>1,248.7</b>	<b>1.1%</b>
<b>Marine Highway System</b>								
Marine Vessel Operations	0.0	135,647.3	125,647.3	125,605.0	125,605.0	125,605.0	0.0	0.0%
Marine Vessel Fuel	0.0	23,568.4	23,568.4	23,568.4	23,568.4	23,568.4	0.0	0.0%
Marine Engineering	0.0	3,097.2	3,097.2	2,883.4	2,937.8	2,937.8	54.4	1.9%
Overhaul	0.0	1,699.6	1,699.6	1,699.6	1,699.6	1,699.6	0.0	0.0%
Reservations and Marketing	0.0	1,560.9	1,560.9	1,560.9	1,485.4	1,485.4	-75.5	-4.8%
Marine Shore Operations	0.0	7,893.3	7,893.3	7,893.3	8,122.8	8,122.8	229.5	2.9%
Vessel Operations Management	0.0	4,641.1	4,641.1	4,897.2	5,177.4	5,177.4	280.2	5.7%
<b>RDU Totals:</b>	<b>0.0</b>	<b>178,107.8</b>	<b>168,107.8</b>	<b>168,107.8</b>	<b>168,596.4</b>	<b>168,596.4</b>	<b>488.6</b>	<b>0.3%</b>
<b>Unrestricted Gen (UGF):</b>	<b>81,269.2</b>	<b>177,650.3</b>	<b>167,525.3</b>	<b>167,525.3</b>	<b>174,986.6</b>	<b>185,001.2</b>	<b>17,475.9</b>	<b>10.4%</b>
<b>Designated Gen (DGF):</b>	<b>46,798.9</b>	<b>69,966.5</b>	<b>69,966.5</b>	<b>69,966.5</b>	<b>70,370.1</b>	<b>70,395.6</b>	<b>429.1</b>	<b>0.6%</b>
<b>Other Funds:</b>	<b>429,336.3</b>	<b>443,999.6</b>	<b>443,999.6</b>	<b>443,999.6</b>	<b>452,704.3</b>	<b>435,936.5</b>	<b>-8,063.1</b>	<b>-1.8%</b>
<b>Federal Funds:</b>	<b>22,494.1</b>	<b>88,565.3</b>	<b>88,565.3</b>	<b>88,565.3</b>	<b>78,740.7</b>	<b>78,740.7</b>	<b>-9,824.6</b>	<b>-11.1%</b>
<b>Total Funds:</b>	<b>579,898.5</b>	<b>780,181.7</b>	<b>770,056.7</b>	<b>770,056.7</b>	<b>776,801.7</b>	<b>770,074.0</b>	<b>17.3</b>	<b>0.0%</b>
<b>Permanent Full Time:</b>	<b>2,289</b>	<b>2,999</b>	<b>2,998</b>	<b>3,007</b>	<b>3,007</b>	<b>3,008</b>	<b>1</b>	<b>0.0%</b>
<b>Permanent Part Time:</b>	<b>241</b>	<b>287</b>	<b>287</b>	<b>281</b>	<b>281</b>	<b>281</b>	<b>0</b>	<b>0.0%</b>
<b>Non Permanent:</b>	<b>97</b>	<b>148</b>	<b>148</b>	<b>147</b>	<b>146</b>	<b>147</b>	<b>0</b>	<b>0.0%</b>
<b>Total Positions:</b>	<b>2,627</b>	<b>3,434</b>	<b>3,433</b>	<b>3,435</b>	<b>3,434</b>	<b>3,436</b>	<b>1</b>	<b>0.0%</b>

**Inter-Agency Revenue Summary**  
**Department of Transportation and Public Facilities**  
**Revenue Type Inter-Agency Receipts Only**

Scenario: FY2025 Governor (20959)

IRIS Revenue Type	IRIS Revenue Source Code	Component	Total
<b>Department of Transportation and Public Facilities Totals:</b>			<b>77,835.2</b>
5007 I/A Rcpts	5301 Inter-Agency Receipts	Admin - Department-wide	4,272.5
5007 I/A Rcpts	5301 Inter-Agency Receipts	Commerce - Department-wide	1,344.1
5007 I/A Rcpts	5301 Inter-Agency Receipts	Correct - Department-wide	1,696.0
5007 I/A Rcpts	5301 Inter-Agency Receipts	Courts - Department-wide	2,400.0
5007 I/A Rcpts	5301 Inter-Agency Receipts	E&ED - Department-wide	1,900.0
5007 I/A Rcpts	5301 Inter-Agency Receipts	EnvCon - Department-wide	2,915.0
5007 I/A Rcpts	5301 Inter-Agency Receipts	FCS - Department-wide	4,894.5
5007 I/A Rcpts	5301 Inter-Agency Receipts	FishGm - Department-wide	5,118.0
5007 I/A Rcpts	5301 Inter-Agency Receipts	Gov - Department-wide	672.0
5007 I/A Rcpts	5301 Inter-Agency Receipts	Health - Department-wide	9,625.6
5007 I/A Rcpts	5301 Inter-Agency Receipts	Labor - Department-wide	5,608.8
5007 I/A Rcpts	5301 Inter-Agency Receipts	Law - Department-wide	4,023.0
5007 I/A Rcpts	5301 Inter-Agency Receipts	Legis - Department-wide	220.0
5007 I/A Rcpts	5301 Inter-Agency Receipts	M&VA - Department-wide	173.2
5007 I/A Rcpts	5301 Inter-Agency Receipts	NatRes - Department-wide	1,340.6
5007 I/A Rcpts	5301 Inter-Agency Receipts	NOT FOUND	183.5
5007 I/A Rcpts	5301 Inter-Agency Receipts	PubSaf - Department-wide	3,130.1
5007 I/A Rcpts	5301 Inter-Agency Receipts	Rev - Department-wide	63.5
5007 I/A Rcpts	5301 Inter-Agency Receipts	Trans - Central Highways and Aviation (564)	55.6
5007 I/A Rcpts	5301 Inter-Agency Receipts	Trans - Central Region Facilities (566)	6,179.4
5007 I/A Rcpts	5301 Inter-Agency Receipts	Trans - Facilities Services (3195)	1,564.3
5007 I/A Rcpts	5301 Inter-Agency Receipts	Trans - FIA Safety (617)	5.0
5007 I/A Rcpts	5301 Inter-Agency Receipts	Trans - Leased Facilities (2892)	2,692.7
5007 I/A Rcpts	5301 Inter-Agency Receipts	Trans - Northern Region Facilities (2069)	13,576.0
5007 I/A Rcpts	5301 Inter-Agency Receipts	Trans - Southcoast Region Facilities (604)	3,660.0
5007 I/A Rcpts	5301 Inter-Agency Receipts	Trans - Statewide Aviation (1811)	35.1
5007 I/A Rcpts	5301 Inter-Agency Receipts	Trans - Whittier Access and Tunnel (2510)	184.4
5232 ISPF-I/A	5426 In-State Pipeline Fund IA	Commerce - Department-wide	32.2
5245 AirPrt IA	5245 Airport Lease Inter-Agency Receipts	E&ED - Department-wide	17.8
5245 AirPrt IA	5245 Airport Lease Inter-Agency Receipts	FishGm - Department-wide	27.8
5245 AirPrt IA	5245 Airport Lease Inter-Agency Receipts	M&VA - Department-wide	150.3
5245 AirPrt IA	5245 Airport Lease Inter-Agency Receipts	NatRes - Department-wide	33.1
5245 AirPrt IA	5245 Airport Lease Inter-Agency Receipts	PubSaf - Department-wide	32.1
5245 AirPrt IA	5245 Airport Lease Inter-Agency Receipts	Univ - Department-wide	9.0
<b>RDU: Division of Facilities Services (714)</b>			<b>75,614.4</b>
5007 I/A Rcpts	5301 Inter-Agency Receipts	Admin - Department-wide	4,272.5
5007 I/A Rcpts	5301 Inter-Agency Receipts	Commerce - Department-wide	1,344.1
5007 I/A Rcpts	5301 Inter-Agency Receipts	Correct - Department-wide	1,696.0
5007 I/A Rcpts	5301 Inter-Agency Receipts	Courts - Department-wide	2,400.0
5007 I/A Rcpts	5301 Inter-Agency Receipts	E&ED - Department-wide	1,900.0
5007 I/A Rcpts	5301 Inter-Agency Receipts	EnvCon - Department-wide	2,915.0
5007 I/A Rcpts	5301 Inter-Agency Receipts	FCS - Department-wide	4,894.5
5007 I/A Rcpts	5301 Inter-Agency Receipts	FishGm - Department-wide	5,035.0
5007 I/A Rcpts	5301 Inter-Agency Receipts	Gov - Department-wide	672.0
5007 I/A Rcpts	5301 Inter-Agency Receipts	Health - Department-wide	9,625.6
5007 I/A Rcpts	5301 Inter-Agency Receipts	Labor - Department-wide	5,608.8
5007 I/A Rcpts	5301 Inter-Agency Receipts	Law - Department-wide	4,023.0
5007 I/A Rcpts	5301 Inter-Agency Receipts	Legis - Department-wide	220.0
5007 I/A Rcpts	5301 Inter-Agency Receipts	M&VA - Department-wide	163.2
5007 I/A Rcpts	5301 Inter-Agency Receipts	NatRes - Department-wide	1,305.6
5007 I/A Rcpts	5301 Inter-Agency Receipts	PubSaf - Department-wide	3,115.1
5007 I/A Rcpts	5301 Inter-Agency Receipts	Rev - Department-wide	63.5
5007 I/A Rcpts	5301 Inter-Agency Receipts	Trans - Central Region Facilities (566)	6,179.4
5007 I/A Rcpts	5301 Inter-Agency Receipts	Trans - Facilities Services (3195)	252.4
5007 I/A Rcpts	5301 Inter-Agency Receipts	Trans - Leased Facilities (2892)	2,692.7

**Inter-Agency Revenue Summary**  
**Department of Transportation and Public Facilities**  
**Revenue Type Inter-Agency Receipts Only**

Scenario: FY2025 Governor (20959)

IRIS Revenue Type	IRIS Revenue Source Code	Component	Total
5007 I/A Rcpts	5301 Inter-Agency Receipts	Trans - Northern Region Facilities (2069)	13,576.0
5007 I/A Rcpts	5301 Inter-Agency Receipts	Trans - Southcoast Region Facilities (604)	3,660.0
<b>Component: Facilities Services (3195)</b>			<b>30,068.0</b>
5007 I/A Rcpts	5301 Inter-Agency Receipts	Admin - Department-wide	118.0
5007 I/A Rcpts	5301 Inter-Agency Receipts	Commerce - Department-wide	7.0
5007 I/A Rcpts	5301 Inter-Agency Receipts	Correct - Department-wide	46.0
5007 I/A Rcpts	5301 Inter-Agency Receipts	Courts - Department-wide	2,400.0
5007 I/A Rcpts	5301 Inter-Agency Receipts	E&ED - Department-wide	500.0
5007 I/A Rcpts	5301 Inter-Agency Receipts	EnvCon - Department-wide	25.0
5007 I/A Rcpts	5301 Inter-Agency Receipts	FCS - Department-wide	170.0
5007 I/A Rcpts	5301 Inter-Agency Receipts	FishGm - Department-wide	110.0
5007 I/A Rcpts	5301 Inter-Agency Receipts	Gov - Department-wide	17.0
5007 I/A Rcpts	5301 Inter-Agency Receipts	Health - Department-wide	230.0
5007 I/A Rcpts	5301 Inter-Agency Receipts	Labor - Department-wide	783.6
5007 I/A Rcpts	5301 Inter-Agency Receipts	Law - Department-wide	43.0
5007 I/A Rcpts	5301 Inter-Agency Receipts	Legis - Department-wide	150.0
5007 I/A Rcpts	5301 Inter-Agency Receipts	NatRes - Department-wide	350.0
5007 I/A Rcpts	5301 Inter-Agency Receipts	PubSaf - Department-wide	1,700.0
5007 I/A Rcpts	5301 Inter-Agency Receipts	Rev - Department-wide	3.0
5007 I/A Rcpts	5301 Inter-Agency Receipts	Trans - Central Region Facilities (566)	6,179.4
5007 I/A Rcpts	5301 Inter-Agency Receipts	Trans - Northern Region Facilities (2069)	13,576.0
5007 I/A Rcpts	5301 Inter-Agency Receipts	Trans - Southcoast Region Facilities (604)	3,660.0
<b>Component: Leases (3294)</b>			<b>45,546.4</b>
5007 I/A Rcpts	5301 Inter-Agency Receipts	Admin - Department-wide	4,154.5
5007 I/A Rcpts	5301 Inter-Agency Receipts	Commerce - Department-wide	1,337.1
5007 I/A Rcpts	5301 Inter-Agency Receipts	Correct - Department-wide	1,650.0
5007 I/A Rcpts	5301 Inter-Agency Receipts	E&ED - Department-wide	1,400.0
5007 I/A Rcpts	5301 Inter-Agency Receipts	EnvCon - Department-wide	2,890.0
5007 I/A Rcpts	5301 Inter-Agency Receipts	FCS - Department-wide	4,724.5
5007 I/A Rcpts	5301 Inter-Agency Receipts	FishGm - Department-wide	4,925.0
5007 I/A Rcpts	5301 Inter-Agency Receipts	Gov - Department-wide	655.0
5007 I/A Rcpts	5301 Inter-Agency Receipts	Health - Department-wide	9,395.6
5007 I/A Rcpts	5301 Inter-Agency Receipts	Labor - Department-wide	4,825.2
5007 I/A Rcpts	5301 Inter-Agency Receipts	Law - Department-wide	3,980.0
5007 I/A Rcpts	5301 Inter-Agency Receipts	Legis - Department-wide	70.0
5007 I/A Rcpts	5301 Inter-Agency Receipts	M&VA - Department-wide	163.2
5007 I/A Rcpts	5301 Inter-Agency Receipts	NatRes - Department-wide	955.6
5007 I/A Rcpts	5301 Inter-Agency Receipts	PubSaf - Department-wide	1,415.1
5007 I/A Rcpts	5301 Inter-Agency Receipts	Rev - Department-wide	60.5
5007 I/A Rcpts	5301 Inter-Agency Receipts	Trans - Facilities Services (3195)	252.4
5007 I/A Rcpts	5301 Inter-Agency Receipts	Trans - Leased Facilities (2892)	2,692.7
<b>RDU: Administration and Support (333)</b>			<b>1,587.0</b>
5007 I/A Rcpts	5301 Inter-Agency Receipts	PubSaf - Department-wide	15.0
5007 I/A Rcpts	5301 Inter-Agency Receipts	Trans - Facilities Services (3195)	1,301.9
5245 AirPrt IA	5245 Airport Lease Inter-Agency Receipts	E&ED - Department-wide	17.8
5245 AirPrt IA	5245 Airport Lease Inter-Agency Receipts	FishGm - Department-wide	27.8
5245 AirPrt IA	5245 Airport Lease Inter-Agency Receipts	M&VA - Department-wide	150.3
5245 AirPrt IA	5245 Airport Lease Inter-Agency Receipts	NatRes - Department-wide	33.1
5245 AirPrt IA	5245 Airport Lease Inter-Agency Receipts	PubSaf - Department-wide	32.1
5245 AirPrt IA	5245 Airport Lease Inter-Agency Receipts	Univ - Department-wide	9.0
<b>Component: Statewide Administrative Services (537)</b>			<b>1,301.9</b>
5007 I/A Rcpts	5301 Inter-Agency Receipts	Trans - Facilities Services (3195)	1,301.9
<b>Component: Statewide Aviation (1811)</b>			<b>270.1</b>
5245 AirPrt IA	5245 Airport Lease Inter-Agency Receipts	E&ED - Department-wide	17.8
5245 AirPrt IA	5245 Airport Lease Inter-Agency Receipts	FishGm - Department-wide	27.8

**Inter-Agency Revenue Summary**  
**Department of Transportation and Public Facilities**  
**Revenue Type Inter-Agency Receipts Only**

Scenario: FY2025 Governor (20959)

IRIS Revenue Type	IRIS Revenue Source Code	Component	Total
	Receipts		
5245 AirPrt IA	5245 Airport Lease Inter-Agency Receipts	M&VA - Department-wide	150.3
5245 AirPrt IA	5245 Airport Lease Inter-Agency Receipts	NatRes - Department-wide	33.1
5245 AirPrt IA	5245 Airport Lease Inter-Agency Receipts	PubSaf - Department-wide	32.1
5245 AirPrt IA	5245 Airport Lease Inter-Agency Receipts	Univ - Department-wide	9.0
<b>Component: Measurement Standards &amp; Commercial Vehicle Compliance (2332)</b>			<b>15.0</b>
5007 I/A Rcpts	5301 Inter-Agency Receipts	PubSaf - Department-wide	15.0
<b>RDU: Design, Engineering and Construction (526)</b>			<b>271.3</b>
5007 I/A Rcpts	5301 Inter-Agency Receipts	NOT FOUND	183.5
5007 I/A Rcpts	5301 Inter-Agency Receipts	Trans - Central Highways and Aviation (564)	55.6
5232 ISPF-I/A	5426 In-State Pipeline Fund IA	Commerce - Department-wide	32.2
<b>Component: Central Design, Engineering, and Construction (3432)</b>			<b>55.6</b>
5007 I/A Rcpts	5301 Inter-Agency Receipts	Trans - Central Highways and Aviation (564)	55.6
<b>Component: Northern Region Design, Engineering, and Construction (3375)</b>			<b>215.7</b>
5007 I/A Rcpts	5301 Inter-Agency Receipts	NOT FOUND	183.5
5232 ISPF-I/A	5426 In-State Pipeline Fund IA	Commerce - Department-wide	32.2
<b>RDU: Highways, Aviation and Facilities (408)</b>			<b>357.5</b>
5007 I/A Rcpts	5301 Inter-Agency Receipts	FishGm - Department-wide	83.0
5007 I/A Rcpts	5301 Inter-Agency Receipts	M&VA - Department-wide	10.0
5007 I/A Rcpts	5301 Inter-Agency Receipts	NatRes - Department-wide	35.0
5007 I/A Rcpts	5301 Inter-Agency Receipts	Trans - Facilities Services (3195)	10.0
5007 I/A Rcpts	5301 Inter-Agency Receipts	Trans - Statewide Aviation (1811)	35.1
5007 I/A Rcpts	5301 Inter-Agency Receipts	Trans - Whittier Access and Tunnel (2510)	184.4
<b>Component: Central Region Highways and Aviation (564)</b>			<b>254.5</b>
5007 I/A Rcpts	5301 Inter-Agency Receipts	NatRes - Department-wide	35.0
5007 I/A Rcpts	5301 Inter-Agency Receipts	Trans - Statewide Aviation (1811)	35.1
5007 I/A Rcpts	5301 Inter-Agency Receipts	Trans - Whittier Access and Tunnel (2510)	184.4
<b>Component: Northern Region Highways and Aviation (2068)</b>			<b>103.0</b>
5007 I/A Rcpts	5301 Inter-Agency Receipts	FishGm - Department-wide	83.0
5007 I/A Rcpts	5301 Inter-Agency Receipts	M&VA - Department-wide	10.0
5007 I/A Rcpts	5301 Inter-Agency Receipts	Trans - Facilities Services (3195)	10.0
<b>RDU: International Airports (189)</b>			<b>5.0</b>
5007 I/A Rcpts	5301 Inter-Agency Receipts	Trans - FIA Safety (617)	5.0
<b>Component: Fairbanks Airport Safety (617)</b>			<b>5.0</b>
5007 I/A Rcpts	5301 Inter-Agency Receipts	Trans - FIA Safety (617)	5.0