

State of Alaska FY2026 Governor's Operating Budget

Department of Labor and Workforce Development Labor Market Information Component Budget Summary

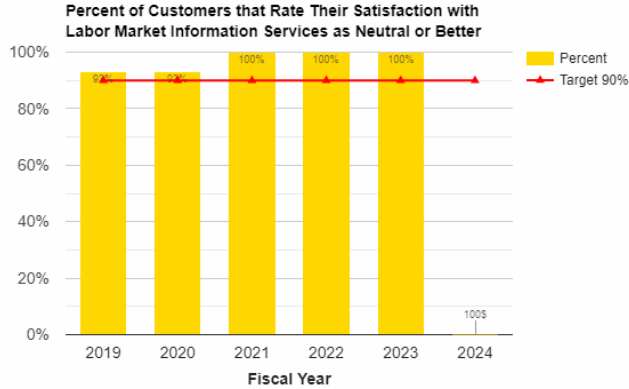
Component: Labor Market Information

Contribution to Department's Mission

Produce and disseminate objective economic and demographic information.

Results

(Additional performance information is available on the web at <https://omb.alaska.gov/results>.)



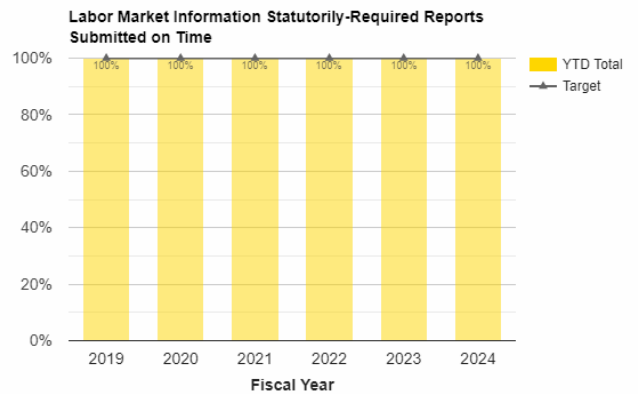
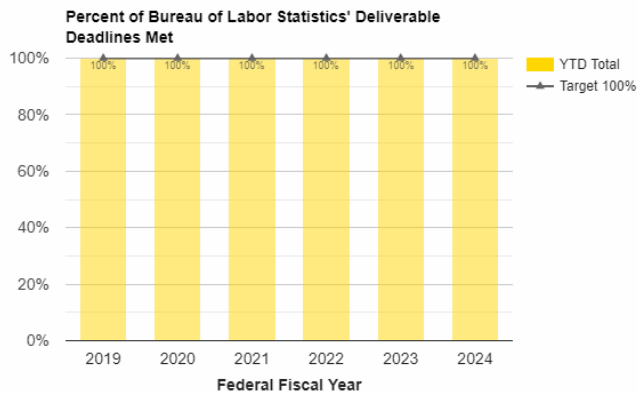
Core Services

- Provide timely economic and demographic statistics and analysis.
- Maximize the accuracy of information produced.

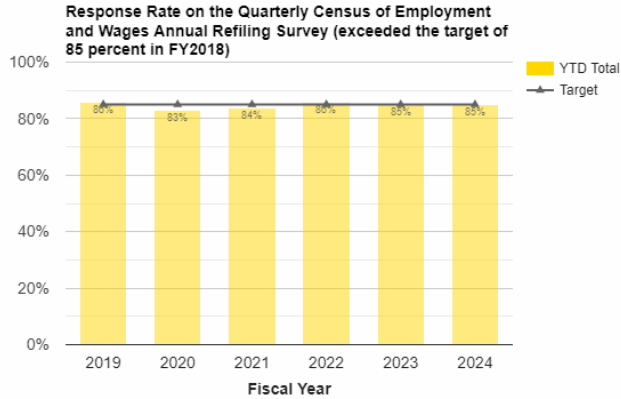
Measures by Core Service

(Additional performance information is available on the web at <https://omb.alaska.gov/results>.)

1. Provide timely economic and demographic statistics and analysis.



2. Maximize the accuracy of information produced.



Major Component Accomplishments in 2024

- Provided nonpartisan economic and demographic data in response to hundreds of information requests from businesses, media, the legislature, government agencies, and the public. This includes delivering over 40 presentations to diverse audiences and regularly updating critical economic data on the Labor Market Information website.
- Articles from the department’s monthly publication, *Alaska Economic Trends*, have been viewed online more than 100,000 times, with nearly 7,000 subscribers receiving the publication electronically each month.
- Met all federal requirements for six cooperative programs with the U.S. Bureau of Labor Statistics: Current Employment Statistics, Quarterly Census of Employment and Wages, Local Area Unemployment Statistics, Occupational Employment Statistics, Census of Fatal Occupational Injuries, and Survey of Occupational Illnesses and Injuries.

Key Component Challenges

Labor Market Information continues to maintain the quality of core data sets, and to produce statutorily required reports and publications. Quality control is leaner due to higher costs, fewer resources, and the systems that support key responsibilities are more stressed. Thanks to strong buy-in by Labor Market Information staff of the value of its products and commitment to them, nothing critical has been lost, although several valuable data products have been discontinued.

Significant Changes in Results to be Delivered in FY2026

No significant changes in results to be delivered are anticipated.

Statutory and Regulatory Authority

Federal Authority:

| | |
|-----------------------------|--|
| 29 U.S.C. Sec. 1 | Labor Statistics |
| 29 U.S.C. Sec. 49L-1 | Authorization of Appropriations (Wagner-Peyser) |
| 29 U.S.C. Sec. 49L-2 | Employment Statistics System (Wagner-Peyser) |
| 29 U.S.C. Sec. 2801(18) | Labor Market Area (WIA) |
| 29 U.S.C. Sec. 2801(47) | Unemployed Individual (WIA) |
| 29 U.S.C. Sec. 2863(b)(2) | Within State Formula Allocations (WIA) |
| 29 U.S.C. Sec. 2871 | Performance Accountability System (WIA) |
| 42 U.S.C. Sec. 608(a)(7)(d) | TANF time limit exception |
| 29 CFR part 44 | Electing State Employment Statistics Representatives |

50 CFR part 679.30(a)(1)(iv) Community Development Quota; community eligibility

Statutory Authority:

| | |
|------------------|--|
| AS 04.11.400 | Alcoholic beverage licensing; population limitations |
| AS 09.38.115 | Alaska Exemptions Act, Adjustment of dollar amounts |
| AS 18.56.600 | AHFC small community; population criteria |
| AS 18.60.030(11) | Authorize receipt of Federal OSHA funds |
| AS 18.60.040 | Annual OSH report to the legislature |
| AS 23.05.060 (3) | Collect, compile statistical information |
| AS 23.05.130 | Preference for resident workers |
| AS 23.20.022 | Actuarial studies/report |
| AS 29.60.020 | Equalization of tax resources; determination of population |
| AS 29.60.110-150 | State aid to municipalities; determination of population |
| AS 36.10 | Employment preference, public funded construction |
| AS 36.10.130 | Resident hire report |
| AS 37.07 | Executive Budget Act |
| AS 44.31.020(2) | Accumulate, analyze, and report labor statistics |
| AS 44.31.020(4) | Gather data on cost of living |
| AS 46.03.030 | Solid waste facility grant; population criteria |

Administrative Regulations:

| | |
|-------------------------|---|
| 3 AAC 99.710 | Business assistance program; regional population |
| 3 AAC 130.042 | State aid to municipalities; population determination |
| 3 AAC 131.010-020 | Oil & gas tax limitations; population determination |
| 3 AAC 134.080 | Shared fisheries tax program; population determination |
| 3 AAC 152.200 | Payment in lieu of taxes; calculation of allocation |
| 3 AAC 154.150 | Municipal capital project matching grant; population |
| 3 AAC 155.140 | Unincorporated capital project matching grant; population |
| 3 AAC 160.042 | Rural development grant; population eligible communities |
| 3 AAC 170.050 | Rural development loan; eligibility |
| 4 AAC 31.021(c)(3) | Student population projection; school planning/construction |
| 4 AAC 31.060(k)(1)(B) | State financial assistance; school debt retirement |
| 4 AAC 57.020 | Library planning and reports; population served |
| 4 AAC 57.064(a)(4)(B,C) | Public library assistance grants; community population |
| 4 AAC 57.270(a)(1)(B,C) | Library construction grants; community population |
| 4 AAC 58.260 | Museum assistance grants; population served |
| 6 AAC 50.500 | Coastal management program; public notice requirement |
| 6 AAC 93.025(a)(4)(A,B) | Coastal Development Quota; application requirements |
| 7 AAC 45.6009(c) | ATAP time limits exception criteria |
| 8 AAC 30.064 | Zone of underemployment |
| 8 AAC 30.068 | Lack of employment and social or economic problems |
| 8 AAC 30.069 | Peculiar source of unemployment |
| 8 AAC 30.072 | Determining residency |
| 8 AAC 30.073 | Determination of resident hiring preference |
| 13 AAC 104.905 | Alcoholic beverage licensing; population criteria |
| 15 AAC 56.070(d) | Maximum effective tax rate; formula using population |
| 15 AAC 150.910(13) | AHFC rural area; population criteria |
| 15 AAC 152.065 | AHFC small community; population criteria |
| 15 AAC 152.990 | AHFC small & very small community; population criteria |
| 17 AAC 05.130 | State transportation plan; population & economic trends |
| 17 AAC 05.155 | STIP; population & economic trends |
| 17 AAC 45.130 | Rural airport waiver of rents; population criteria |
| 18 AAC 73.040 | Solid waste construction grants; population criteria |
| 18 AAC 74.120 | Classification of water systems; population criteria |
| 18 AAC 75.610 | Classification of drinking water sources; population trends |
| 18 AAC 76.020 | Alaska clean water fund; population criteria |
| 18 AAC 76.215 | Alaska drinking water fund; population criteria |

18 AAC 80.205-1220
20 AAC 05.630-682

Drinking water system requirements; population criteria
CFEC fishery priority classification; population criteria

Contact Information

Contact: Dan Robinson, Chief, Labor Research & Analysis
Phone: (907) 465-4506
E-mail: Dan.Robinson@alaska.gov

| Labor Market Information Personal Services Information | | | | |
|---|---|----------------------------------|----------------------------------|------------------|
| Authorized Positions | | | Personal Services Costs | |
| | <u>FY2025</u> <u>Management</u> <u>Plan</u> | <u>FY2026</u> <u>Governor</u> | | |
| Full-time | 23 | 23 | Annual Salaries | 2,222,444 |
| Part-time | 0 | 0 | COLA | 28,755 |
| Nonpermanent | 0 | 0 | Premium Pay | 0 |
| | | | Annual Benefits | 1,373,063 |
| | | | <i>Less 2.76% Vacancy Factor</i> | (99,862) |
| | | | Lump Sum Premium Pay | 0 |
| Totals | 23 | 23 | Total Personal Services | 3,524,400 |

| Position Classification Summary | | | | | |
|---------------------------------|-----------|-----------|-----------|----------|-----------|
| Job Class Title | Anchorage | Fairbanks | Juneau | Others | Total |
| Administrative Assistant 2 | 0 | 0 | 1 | 0 | 1 |
| Chf Labor R&A | 0 | 0 | 1 | 0 | 1 |
| Demographer | 0 | 0 | 1 | 0 | 1 |
| Economist 1 | 0 | 0 | 1 | 0 | 1 |
| Economist 2 | 0 | 0 | 2 | 0 | 2 |
| Economist 3 | 1 | 0 | 3 | 0 | 4 |
| Economist 4 | 0 | 0 | 2 | 0 | 2 |
| Internet Specialist 2 | 0 | 0 | 1 | 0 | 1 |
| Publications Specialist 3 | 0 | 0 | 1 | 0 | 1 |
| Research Analyst 1 | 0 | 0 | 1 | 0 | 1 |
| Research Analyst 2 | 1 | 0 | 3 | 0 | 4 |
| Research Analyst 3 | 0 | 0 | 3 | 0 | 3 |
| State Demographer | 0 | 0 | 1 | 0 | 1 |
| Totals | 2 | 0 | 21 | 0 | 23 |

Component Detail All Funds
Department of Labor and Workforce Development

Component: Labor Market Information (336)
RDU: Commissioner and Administrative Services (109)

Non-Formula Component

| | FY2024 Actuals | FY2025 Enrolled | FY2025 Authorized | FY2025 Management Plan | FY2026 Governor Adjusted Base | FY2026 Governor | FY2025 Management Plan vs FY2026 Governor | | |
|-----------------------------------|----------------|-----------------|-------------------|------------------------|-------------------------------|-----------------|---|-------------|--|
| 1000 Personal Services | 3,042.7 | 3,604.7 | 3,604.7 | 3,479.2 | 3,524.4 | 3,524.4 | 45.2 | 1.3% | |
| 2000 Travel | 51.0 | 103.8 | 103.8 | 63.7 | 63.7 | 63.7 | 0.0 | 0.0% | |
| 3000 Services | 444.6 | 596.1 | 596.1 | 636.2 | 660.2 | 660.2 | 24.0 | 3.8% | |
| 4000 Commodities | 24.3 | 25.0 | 25.0 | 25.0 | 25.0 | 25.0 | 0.0 | 0.0% | |
| 5000 Capital Outlay | 0.0 | 0.0 | 0.0 | 0.0 | 0.0 | 0.0 | 0.0 | 0.0% | |
| 7000 Grants, Benefits | 0.0 | 0.0 | 0.0 | 0.0 | 0.0 | 0.0 | 0.0 | 0.0% | |
| 8000 Miscellaneous | 0.0 | 0.0 | 0.0 | 0.0 | 0.0 | 0.0 | 0.0 | 0.0% | |
| Totals | 3,562.6 | 4,329.6 | 4,329.6 | 4,204.1 | 4,273.3 | 4,273.3 | 69.2 | 1.6% | |
| Fund Sources: | | | | | | | | | |
| 1002 Fed Rcpts (Fed) | 1,086.6 | 1,523.4 | 1,523.4 | 1,429.6 | 1,447.9 | 1,447.9 | 18.3 | 1.3% | |
| 1004 Gen Fund (UGF) | 872.2 | 980.8 | 980.8 | 980.8 | 1,001.0 | 1,001.0 | 20.2 | 2.1% | |
| 1007 I/A Rcpts (Other) | 1,508.9 | 1,643.6 | 1,643.6 | 1,611.9 | 1,640.8 | 1,640.8 | 28.9 | 1.8% | |
| 1092 MHTAAR (Other) | 25.0 | 25.8 | 25.8 | 25.8 | 25.5 | 25.5 | -0.3 | -1.2% | |
| 1108 Stat Desig (Other) | 0.0 | 22.7 | 22.7 | 22.7 | 22.7 | 22.7 | 0.0 | 0.0% | |
| 1157 Wrkrs Safe (DGF) | 69.9 | 133.3 | 133.3 | 133.3 | 135.4 | 135.4 | 2.1 | 1.6% | |
| Unrestricted General (UGF) | 872.2 | 980.8 | 980.8 | 980.8 | 1,001.0 | 1,001.0 | 20.2 | 2.1% | |
| Designated General (DGF) | 69.9 | 133.3 | 133.3 | 133.3 | 135.4 | 135.4 | 2.1 | 1.6% | |
| Other Funds | 1,533.9 | 1,692.1 | 1,692.1 | 1,660.4 | 1,689.0 | 1,689.0 | 28.6 | 1.7% | |
| Federal Funds | 1,086.6 | 1,523.4 | 1,523.4 | 1,429.6 | 1,447.9 | 1,447.9 | 18.3 | 1.3% | |
| Positions: | | | | | | | | | |
| Permanent Full Time | 24 | 24 | 24 | 23 | 23 | 23 | 0 | 0.0% | |
| Permanent Part Time | 0 | 0 | 0 | 0 | 0 | 0 | 0 | 0.0% | |
| Non Permanent | 2 | 2 | 2 | 0 | 0 | 0 | 0 | 0.0% | |

Change Record Detail - Multiple Scenarios with Descriptions
Department of Labor and Workforce Development

Component: Labor Market Information (336)
RDU: Commissioner and Administrative Services (109)

| Scenario/Change Record Title | Trans Type | Totals | Personal Services | Travel | Services | Commodities | Capital Outlay | Grants, Benefits | Miscellaneous | Positions | | NP |
|---|------------|----------------|-------------------|--------------|--------------|-------------|----------------|------------------|---------------|-----------|----------|----------|
| | | | | | | | | | | PFT | PPT | |
| ***** Changes From FY2025 Enrolled To FY2025 Authorized ***** | | | | | | | | | | | | |
| FY2025 Enrolled | Enrolled | 4,329.6 | 3,604.7 | 103.8 | 596.1 | 25.0 | 0.0 | 0.0 | 0.0 | 24 | 0 | 2 |
| 1002 Fed Rcpts | | 1,523.4 | | | | | | | | | | |
| 1004 Gen Fund | | 980.8 | | | | | | | | | | |
| 1007 I/A Rcpts | | 1,643.6 | | | | | | | | | | |
| 1092 MHTAAR | | 25.8 | | | | | | | | | | |
| 1108 Stat Desig | | 22.7 | | | | | | | | | | |
| 1157 Wrks Safe | | 133.3 | | | | | | | | | | |
| Subtotal | | 4,329.6 | 3,604.7 | 103.8 | 596.1 | 25.0 | 0.0 | 0.0 | 0.0 | 24 | 0 | 2 |
| ***** Changes From FY2025 Authorized To FY2025 Management Plan ***** | | | | | | | | | | | | |
| Align Authority with FY2025 Travel Plan and Anticipated Expenditures | LIT | 0.0 | 0.0 | -40.1 | 40.1 | 0.0 | 0.0 | 0.0 | 0.0 | 0 | 0 | 0 |
| Transfer interagency and federal fund authority from travel to services to align authority with anticipated expenditures. | | | | | | | | | | | | |
| Delete Two College Intern Positions | PosAdj | 0.0 | 0.0 | 0.0 | 0.0 | 0.0 | 0.0 | 0.0 | 0.0 | 0 | 0 | -2 |
| Delete inactive nonpermanent College Intern 1 (07IN1906), range 8, located in Juneau. Delete inactive nonpermanent College Intern 4 (07?006), range 12, located in Juneau. | | | | | | | | | | | | |
| Transfer Research Analyst 3 to Management Services for Department Technology Management | Trout | -125.5 | -125.5 | 0.0 | 0.0 | 0.0 | 0.0 | 0.0 | 0.0 | -1 | 0 | 0 |
| 1002 Fed Rcpts | | -93.8 | | | | | | | | | | |
| 1007 I/A Rcpts | | -31.7 | | | | | | | | | | |
| Subtotal | | 4,204.1 | 3,479.2 | 63.7 | 636.2 | 25.0 | 0.0 | 0.0 | 0.0 | 23 | 0 | 0 |
| ***** Changes From FY2025 Management Plan To FY2026 Governor Adjusted Base ***** | | | | | | | | | | | | |
| Reverse MH Trust: Salary Adjustments | OTI | -0.8 | -0.8 | 0.0 | 0.0 | 0.0 | 0.0 | 0.0 | 0.0 | 0 | 0 | 0 |
| 1092 MHTAAR | | -0.8 | | | | | | | | | | |
| Reverse salary adjustments for positions supported with Mental Health Trust Authority Authorized Receipts (MHTAAR). | | | | | | | | | | | | |

Change Record Detail - Multiple Scenarios with Descriptions
Department of Labor and Workforce Development

Component: Labor Market Information (336)
RDU: Commissioner and Administrative Services (109)

| Scenario/Change Record Title | Trans Type | Totals | Personal Services | Travel | Services | Commodities | Capital Outlay | Grants, Benefits | Miscellaneous | Positions | | NP |
|--|------------|----------------|-------------------|-------------|--------------|-------------|----------------|------------------|---------------|-----------|----------|----------|
| | | | | | | | | | | PFT | PPT | |
| Reverse MH Trust: Alaska Health Workforce Profile (FY18-FY28) | | | | | | | | | | | | |
| 1092 MHTAAR | OTI | -25.0 | -24.0 | 0.0 | -1.0 | 0.0 | 0.0 | 0.0 | 0.0 | 0 | 0 | 0 |
| Reverse one-time funding for the Alaska Health Workforce Profile project. | | | | | | | | | | | | |
| MH Trust: Alaska Health Workforce Profile (FY18-FY28) | | | | | | | | | | | | |
| 1092 MHTAAR | IncT | 25.0 | 0.0 | 0.0 | 25.0 | 0.0 | 0.0 | 0.0 | 0.0 | 0 | 0 | 0 |
| The Alaska Department of Labor and Workforce Development (DOLWD) will serve as the lead agency in supporting the Trust's efforts to advance health workforce data systems in Alaska and to develop tools and analyses to better understand and monitor workforce issues relevant to Trust beneficiaries. Health workforce-related shortages threaten the health and well-being of Trust beneficiaries and all Alaskans. In the past, the Trust has worked with partner agencies to produce a biannual healthcare workforce profile and needs assessment. The prime focus of this project will emphasize the development of data analytics and annual Trust-related analysis and reporting, continuing efforts to establish capacity within the DOLWD to produce regular and current workforce data analysis. The goal of developing this capacity is to provide a continuous picture of Alaska's healthcare workforce and support the identification of priority areas for intervention from the workforce development system. | | | | | | | | | | | | |
| FY2026 Salary, Health Insurance, and Retirement Increases | | | | | | | | | | | | |
| | SalAdj | 70.0 | 70.0 | 0.0 | 0.0 | 0.0 | 0.0 | 0.0 | 0.0 | 0 | 0 | 0 |
| 1002 Fed Rcpts | | 18.3 | | | | | | | | | | |
| 1004 Gen Fund | | 20.2 | | | | | | | | | | |
| 1007 I/A Rcpts | | 28.9 | | | | | | | | | | |
| 1092 MHTAAR | | 0.5 | | | | | | | | | | |
| 1157 Wrkrs Safe | | 2.1 | | | | | | | | | | |
| Salary, health and retirement increases: \$70.0 | | | | | | | | | | | | |
| AlaskaCare increase from \$1908 to \$2030.11 per member per month: \$7.2 | | | | | | | | | | | | |
| FY2026 APEA (non-law enforcement) 3% cost of living adjustment: \$27.8 | | | | | | | | | | | | |
| FY2026 PERS rate adjustment from 26.76% to 28.33%: \$35.0 | | | | | | | | | | | | |
| Subtotal | | 4,273.3 | 3,524.4 | 63.7 | 660.2 | 25.0 | 0.0 | 0.0 | 0.0 | 23 | 0 | 0 |
| ***** Changes From FY2026 Governor Adjusted Base To FY2026 Governor ***** | | | | | | | | | | | | |
| Totals | | 4,273.3 | 3,524.4 | 63.7 | 660.2 | 25.0 | 0.0 | 0.0 | 0.0 | 23 | 0 | 0 |

Line Item Detail (1676)
Department of Labor and Workforce Development
Travel

Component: Labor Market Information (336)

| Line Number | Line Name | | FY2024 Actuals | FY2025 Management Plan | FY2026 Governor |
|----------------------------------|------------------------------|---|----------------|------------------------|-----------------|
| 2000 | Travel | | 51.0 | 63.7 | 63.7 |
| Object Class | Servicing Agency | Explanation | FY2024 Actuals | FY2025 Management Plan | FY2026 Governor |
| 2000 Travel Detail Totals | | | 51.0 | 63.7 | 63.7 |
| 2000 | In-State Employee Travel | In-state employee travel to support the department's mission. | 26.5 | 40.2 | 40.2 |
| 2002 | Out of State Employee Travel | Out of state employee travel. | 20.2 | 19.3 | 19.3 |
| 2005 | Moving Costs | Moving and relocation costs. | 4.2 | 4.2 | 4.2 |
| 2006 | Other Travel Costs | Cash advance fees. | 0.1 | 0.0 | 0.0 |

Line Item Detail (1676)
Department of Labor and Workforce Development
Services

Component: Labor Market Information (336)

| Line Number | Line Name | | FY2024 Actuals | FY2025 Management Plan | FY2026 Governor |
|------------------------------------|-------------------------------|---|----------------|------------------------|-----------------|
| 3000 | Services | | 444.6 | 636.2 | 660.2 |
| Object Class | Servicing Agency | Explanation | FY2024 Actuals | FY2025 Management Plan | FY2026 Governor |
| 3000 Services Detail Totals | | | 444.6 | 636.2 | 660.2 |
| 3000 | Education Services | Training, education, and memberships. | 3.0 | 0.0 | 5.0 |
| 3001 | Financial Services | Financial services, including auditing and accounting, consulting, insurance, or interest expense. | 1.8 | 10.0 | 10.0 |
| 3002 | Legal and Judicial Services | Custody care, attorney fees, expert and non-expert witnesses, mediation services, transcription and recording services, case costs, and settlement fees. | 0.2 | 0.0 | 0.0 |
| 3003 | Information Technology | Information technology, including training, consulting, leases, and software licensing and maintenance. | 4.8 | 15.0 | 15.0 |
| 3004 | Telecommunications | Local, long distance, and cellular telephone charges, television, data/network, telecommunication equipment, and other wireless charges from outside vendors. | 1.9 | 3.0 | 3.0 |
| 3006 | Delivery Services | Freight, courier services, and postage. | 6.1 | 6.0 | 6.0 |
| 3008 | Utilities | Electricity, heating fuel, water, sewage, recycling, heating fuel, trash, and confidential document and other disposal services. | 0.2 | 0.2 | 0.2 |
| 3009 | Structure/Infrastructure/Land | Room rental for training and seminar space, board or council meetings, or storage and archiving needs. | 0.6 | 0.6 | 0.6 |

Line Item Detail (1676)
Department of Labor and Workforce Development
Services

Component: Labor Market Information (336)

| Object Class | Servicing Agency | Explanation | FY2024 Actuals | FY2025 Management Plan | FY2026 Governor |
|------------------------------------|--|--|----------------|---------------------------|-----------------|
| 3000 Services Detail Totals | | | 444.6 | 636.2 | 660.2 |
| 3010 | Equipment/Machinery | Machinery, furniture, and equipment purchase, repairs, maintenance, rentals, and leases. | 0.5 | 1.0 | 1.0 |
| 3011 | Other Services | Other services including interpreters, consulting, print, copy and graphic services, and safety services. | 34.5 | 47.1 | 66.1 |
| 3012 | Inter-Agency Federal Indirect Rate Allocation | Labor - Management Services (335) Indirect cost allocation for departmental purchasing, accounting, reports, personnel consultation and other services provided by Management Services. | 89.2 | 135.0 | 135.0 |
| 3013 | Inter-Agency Data Processing Operations Allocation | Labor - DETS Administration (3116) Allocation for Data Processing network and support services. | 20.2 | 50.9 | 50.9 |
| 3016 | Inter-Agency Economic Development | Labor - Workforce Services (2761) Reimbursable service agreement with Unemployment Insurance for Secure Access Management. | 5.8 | 25.0 | 25.0 |
| 3017 | Inter-Agency Information Technology Non-Telecommunications | Admin - Department-wide Reimbursable services agreement with the Office of Information Technology for non-telecommunications support, including software and computer services. | 81.2 | 81.4 | 81.4 |
| 3018 | Inter-Agency Information Technology Telecommunications | Admin - Department-wide Reimbursable services agreement with the Office of Information Technology for telecommunication support. | 9.4 | 9.4 | 9.4 |
| 3021 | Inter-Agency Mail | Admin - Department-wide Reimbursable services agreement with Shared Services of Alaska for central mailroom support and services. | 15.4 | 15.0 | 15.0 |
| 3022 | Inter-Agency Human Resources | Admin - Department-wide Reimbursable services agreement with the Division of Personnel and Labor Relations for human resources and personnel services. | 16.0 | 16.2 | 16.2 |

Line Item Detail (1676)
Department of Labor and Workforce Development
Services

Component: Labor Market Information (336)

| Object Class | Servicing Agency | Explanation | FY2024 Actuals | FY2025 Management Plan | FY2026 Governor | |
|------------------------------------|------------------------------------|------------------------------------|---|---------------------------|-----------------|-------|
| 3000 Services Detail Totals | | | 444.6 | 636.2 | 660.2 | |
| 3023 | Inter-Agency Building Leases | Admin - Department-wide | State-owned facility space rent or other property leases. | 110.6 | 185.0 | 185.0 |
| 3026 | Inter-Agency Insurance | Admin - Department-wide | Reimbursable services agreement with the Division of Risk Management for risk management insurance charges for leased buildings, repossessed properties, public official bonds, and overhead. | 2.1 | 2.4 | 2.4 |
| 3027 | Inter-Agency Financial | Admin - Department-wide | Reimbursable services agreement with the Division of Finance for system services for State accounting and payroll (IRIS), and reporting (ALDER) systems. | 16.1 | 8.0 | 8.0 |
| 3038 | Inter-Agency Management/Consulting | Labor - Technology Services (3439) | Reimbursable service agreement with Technology Services for maintenance on the Occupational Database Program. | 25.0 | 25.0 | 25.0 |

Line Item Detail (1676)
Department of Labor and Workforce Development
Commodities

Component: Labor Market Information (336)

| Line Number | Line Name | | FY2024 Actuals | FY2025 Management Plan | FY2026 Governor |
|--------------|------------------|--|----------------|------------------------|-----------------|
| 4000 | Commodities | | 24.3 | 25.0 | 25.0 |
| Object Class | Servicing Agency | Explanation | FY2024 Actuals | FY2025 Management Plan | FY2026 Governor |
| | | 4000 Commodities Detail Totals | 24.3 | 25.0 | 25.0 |
| 4000 | Business | General business supplies such as office consumables and computer equipment. | 24.1 | 25.0 | 25.0 |
| 4004 | Safety | Safety gear and protective clothing. | 0.2 | 0.0 | 0.0 |

Revenue Detail (1681)
Department of Labor and Workforce Development

Component: Labor Market Information (336)

| Revenue Type (OMB Fund Code) Revenue Source | Component | Comment | FY2024 Actuals | FY2025 Management Plan | FY2026 Governor |
|---|--|--|----------------|---------------------------|-----------------|
| 5002 Fed Rcpts (1002 Fed Rcpts) | | | 1,086.6 | 1,429.6 | 1,447.9 |
| 5002 Federal General Government - Miscellaneous Grants | | Grant awards from the US Department of Labor to include Workforce Information Grants (OneStop) and Bureau of Labor Statistics (BLS). | 1,086.6 | 1,429.6 | 1,447.9 |
| 5007 I/A Rcpts (1007 I/A Rcpts) | | | 1,508.9 | 1,611.9 | 1,640.8 |
| 5301 Inter-Agency Receipts | E&ED - Department-wide | Reimbursable services agreement with Department of Education and Early Development for Perkins accountability data. | 8.3 | 10.5 | 10.5 |
| 5301 Inter-Agency Receipts | Health - Department-wide | Reimbursable services agreement with Public Assistance for Occupational Database information support. | 28.1 | 30.0 | 30.0 |
| 5301 Inter-Agency Receipts | Labor - Labor Market Information (336) | Excess interagency authority reserved for future flexibility. | 186.3 | 200.7 | 229.6 |
| 5301 Inter-Agency Receipts | Labor - Management Services (335) | Interagency receipts from the department's Indirect Cost Plan to support the department's publications unit. | 350.9 | 350.9 | 350.9 |
| 5301 Inter-Agency Receipts | Labor - Unemployment Insurance (2276) | Reimbursable services agreement with Unemployment Insurance for claimant profiling services. | 70.5 | 80.0 | 80.0 |
| 5301 Inter-Agency Receipts | Labor - Wage and Hour Administration (345) | Reimbursable services agreement with Wage and Hour for the Alaska Wage Rate survey | 14.0 | 14.0 | 14.0 |
| 5301 Inter-Agency Receipts | Labor - Workforce Investment Board (2659) | Reimbursable services agreement with the Alaska Workforce Investment Board to report on registered apprenticeship outcomes. | 58.5 | 65.0 | 65.0 |
| 5301 Inter-Agency Receipts | Labor - Workforce Services (2761) | Reimbursable services agreement with Workforce Services for labor market information and the Alaska | 266.6 | 320.0 | 320.0 |

Revenue Detail (1681)
Department of Labor and Workforce Development

Component: Labor Market Information (336)

| Revenue Type (OMB Fund Code) Revenue Source | Component | Comment | FY2024 Actuals | FY2025 Management Plan | FY2026 Governor |
|--|---------------------------------------|--|-----------------------|-------------------------------|------------------------|
| 5301 Inter-Agency Receipts | Rev - Department-wide | Economic Trends publication. Reimbursable services agreement with Alaska Housing Finance Corporation for housing rental costs and comparative housing construction cost surveys. | 113.5 | 116.3 | 116.3 |
| 5301 Inter-Agency Receipts | Univ - Department-wide | Reimbursable services agreement with University of Alaska for student/graduate follow-up. | 134.7 | 147.0 | 147.0 |
| 5301 Inter-Agency Receipts | Health - Department-wide | Reimbursable Services Agreement with the Department of Health for population estimates and demographic support. | 27.5 | 27.5 | 27.5 |
| 5301 Inter-Agency Receipts | Labor - Unemployment Insurance (2276) | Reimbursable services agreement with Unemployment Insurance for actuarial research and reports. | 250.0 | 250.0 | 250.0 |
| 5108 Stat Desig (1108 Stat Desig) | | | 0.0 | 22.7 | 22.7 |
| 5206 Statutory Designated Program Receipts - Contracts | | Revenue from non-state agencies for contracted research and analysis. | 0.0 | 22.7 | 22.7 |
| 6004 Gen Fund (1004 Gen Fund) | | | 872.2 | 980.8 | 1,001.0 |
| 6047 General Fund - Miscellaneous | | Miscellaneous general funds receipts. | 872.2 | 980.8 | 1,001.0 |
| 6092 MHTAAR (1092 MHTAAR) | | | 25.0 | 25.8 | 25.5 |
| 6691 Mental Health Trust Auth Rec - Miscellaneous | | Alaska Health Workforce Profile. | 25.0 | 25.8 | 25.5 |
| 6157 Wrkrs Safe (1157 Wrkrs Safe) | | | 69.9 | 133.3 | 135.4 |
| 6782 Workers Safety/Compensation Administration Account-Misc | | Miscellaneous receipts. | 69.9 | 133.3 | 135.4 |

Inter-Agency Services (1682)
Department of Labor and Workforce Development

Component: Labor Market Information (336)

| | | | | FY2024 Actuals | FY2025 Management Plan | FY2026 Governor |
|--|--|--|-----------------------|-----------------------------------|---------------------------|-----------------|
| Component Totals | | | | 391.0 | 553.3 | 553.3 |
| With Department of Labor and Workforce Development | | | | 140.2 | 235.9 | 235.9 |
| With Department of Administration | | | | 250.8 | 317.4 | 317.4 |
| Object Class | Servicing Agency | Explanation | FY2024 Actuals | FY2025 Management Plan | FY2026 Governor | |
| 3012 | Inter-Agency Federal Indirect Rate Allocation | Labor - Management Services (335) Indirect cost allocation for departmental purchasing, accounting, reports, personnel consultation and other services provided by Management Services. | 89.2 | 135.0 | 135.0 | |
| 3013 | Inter-Agency Data Processing Operations Allocation | Labor - DETS Administration (3116) Allocation for Data Processing network and support services. | 20.2 | 50.9 | 50.9 | |
| 3016 | Inter-Agency Economic Development | Labor - Workforce Services (2761) Reimbursable service agreement with Unemployment Insurance for Secure Access Management. | 5.8 | 25.0 | 25.0 | |
| 3017 | Inter-Agency Information Technology Non-Telecommunications | Admin - Department-wide Reimbursable services agreement with the Office of Information Technology for non-telecommunications support, including software and computer services. | 81.2 | 81.4 | 81.4 | |
| 3018 | Inter-Agency Information Technology Telecommunications | Admin - Department-wide Reimbursable services agreement with the Office of Information Technology for telecommunication support. | 9.4 | 9.4 | 9.4 | |
| 3021 | Inter-Agency Mail | Admin - Department-wide Reimbursable services agreement with Shared Services of Alaska for central mailroom support and services. | 15.4 | 15.0 | 15.0 | |
| 3022 | Inter-Agency Human Resources | Admin - Department-wide Reimbursable services agreement with the Division of Personnel and Labor Relations for human resources and personnel services. | 16.0 | 16.2 | 16.2 | |

Inter-Agency Services (1682)
Department of Labor and Workforce Development

Component: Labor Market Information (336)

| Object Class | Servicing Agency | Explanation | FY2024 Actuals | FY2025 Management Plan | FY2026 Governor |
|---|------------------------------------|---|-----------------------|-------------------------------|------------------------|
| 3023 Inter-Agency Building Leases | Admin - Department-wide | State-owned facility space rent or other property leases. | 110.6 | 185.0 | 185.0 |
| 3026 Inter-Agency Insurance | Admin - Department-wide | Reimbursable services agreement with the Division of Risk Management for risk management insurance charges for leased buildings, repossessed properties, public official bonds, and overhead. | 2.1 | 2.4 | 2.4 |
| 3027 Inter-Agency Financial | Admin - Department-wide | Reimbursable services agreement with the Division of Finance for system services for State accounting and payroll (IRIS), and reporting (ALDER) systems. | 16.1 | 8.0 | 8.0 |
| 3038 Inter-Agency Management/Consulting | Labor - Technology Services (3439) | Reimbursable service agreement with Technology Services for maintenance on the Occupational Database Program. | 25.0 | 25.0 | 25.0 |

Personal Services Expenditure Detail
Department of Labor and Workforce Development

Scenario: FY2026 Governor (22363)
Component: Labor Market Information (336)
RDU: Commissioner and Administrative Services (109)

| PCN | Job Class Title | Time Status | Retire Code | Barg Unit | Location | Salary Sched | Range / Step | Comp Months | Split / Count | Annual Salaries | COLA | Premium Pay | Annual Benefits | Total Costs | UGF Amount | |
|---------------------------------|----------------------------|------------------------|-------------|----------------|-----------|--------------|--------------|-------------|---------------|-----------------|-------|-------------|---|-------------|------------|--|
| 071210 | Research Analyst 3 | FT | A | GP | Juneau | 205 | 18J | 12.0 | | 89,388 | 0 | 0 | 55,559 | 144,947 | 144,947 | |
| 071701 | Chf Labor R&A | FT | A | SS | Juneau | 205 | 24N | 12.0 | | 153,587 | 6,488 | 0 | 87,212 | 247,287 | 79,132 | |
| 071703 | Administrative Assistant 2 | FT | A | GP | Juneau | 205 | 14C | 12.0 | | 56,648 | 0 | 0 | 42,194 | 98,842 | 31,629 | |
| 071704 | Economist 4 | FT | A | SS | Juneau | 205 | 22K / L | 12.0 | | 122,032 | 5,155 | 0 | 74,331 | 201,518 | 18,137 | |
| 071706 | Research Analyst 1 | FT | A | GP | Juneau | 205 | 13C / D | 12.0 | | 53,284 | 0 | 0 | 40,821 | 94,105 | 0 | |
| 071709 | Research Analyst 3 | FT | A | GP | Juneau | 205 | 18M / N | 12.0 | | 98,797 | 0 | 0 | 59,400 | 158,197 | 3,164 | |
| 071716 | Economist 1 | FT | A | GP | Juneau | 205 | 16A / B | 12.0 | | 61,916 | 0 | 0 | 44,345 | 106,261 | 2,125 | |
| 071717 | State Demographer | FT | A | SS | Juneau | 205 | 22M / N | 12.0 | | 132,887 | 5,614 | 0 | 78,762 | 217,263 | 217,263 | |
| 071722 | Economist 3 | FT | A | GP | Juneau | 205 | 20L / M | 12.0 | | 110,228 | 0 | 0 | 64,066 | 174,294 | 0 | |
| 071723 | Research Analyst 3 | FT | A | GP | Juneau | 205 | 18D / E | 12.0 | | 79,794 | 0 | 0 | 51,643 | 131,437 | 101,207 | |
| 071725 | Research Analyst 2 | FT | A | GP | Juneau | 99 | 16Q | 12.0 | | 101,256 | 0 | 0 | 60,403 | 161,659 | 51,731 | |
| 071729 | Demographer | FT | A | GP | Juneau | 205 | 19L / M | 12.0 | | 104,611 | 0 | 0 | 61,773 | 166,384 | 133,107 | |
| 071730 | Economist 2 | FT | A | GP | Juneau | 205 | 18D / E | 12.0 | | 79,070 | 0 | 0 | 51,347 | 130,417 | 48,254 | |
| 071731 | Publications Specialist 3 | FT | A | GP | Juneau | 205 | 19M | 12.0 | | 105,164 | 0 | 0 | 61,999 | 167,163 | 0 | |
| 071737 | Research Analyst 2 | FT | A | GP | Anchorage | 200 | 16C / D | 12.0 | | 64,116 | 0 | 0 | 45,243 | 109,359 | 0 | |
| 071739 | Research Analyst 2 | FT | A | GP | Juneau | 205 | 16C / D | 12.0 | | 66,479 | 0 | 0 | 46,207 | 112,686 | 0 | |
| 075221 | Economist 2 | FT | A | GP | Juneau | 205 | 18N | 12.0 | | 101,595 | 0 | 0 | 60,542 | 162,137 | 9,728 | |
| 075258 | Economist 4 | FT | A | SS | Juneau | 99 | 22Q | 12.0 | | 152,806 | 6,455 | 0 | 86,893 | 246,154 | 34,462 | |
| 075305 | Economist 3 | FT | A | GP | Juneau | 205 | 20L / M | 12.0 | | 111,145 | 0 | 0 | 64,440 | 175,585 | 3,512 | |
| 075382 | Internet Specialist 2 | FT | A | GP | Juneau | 205 | 19F / G | 12.0 | | 89,789 | 0 | 0 | 55,723 | 145,512 | 0 | |
| 075458 | Economist 3 | FT | A | SS | Juneau | 205 | 20N / O | 12.0 | | 119,371 | 5,043 | 0 | 73,245 | 197,659 | 11,860 | |
| 075460 | Research Analyst 2 | FT | A | GP | Juneau | 205 | 16G | 12.0 | | 75,095 | 0 | 0 | 49,724 | 124,819 | 0 | |
| 075545 | Economist 3 | FT | A | GG | Anchorage | 200 | 20G | 12.0 | | 93,386 | 0 | 0 | 57,191 | 150,577 | 12,046 | |
| | | | | | | | | | | | | | Total Salary Costs: | 2,222,444 | | |
| | | | | | | | | | | | | | Total COLA: | 28,755 | | |
| | | | | | | | | | | | | | Total Premium Pay: | 0 | | |
| | | | | | | | | | | | | | Total Benefits: | 1,373,063 | | |
| | | | | | | | | | | | | | Total Pre-Vacancy: | 3,624,262 | | |
| | | | | | | | | | | | | | Minus Vacancy Adjustment of 2.76%: | (99,862) | | |
| | | | | | | | | | | | | | Total Post-Vacancy: | 3,524,400 | | |
| | | | | | | | | | | | | | Plus Lump Sum Premium Pay: | 0 | | |
| | | | | | | | | | | | | | Personal Services Line 100: | 3,524,400 | | |
| Total Component Months: | | 276.0 | | | | | | | | | | | | | | |
| | | Total Positions | New | Deleted | | | | | | | | | | | | |
| Full Time Positions: | | 23 | 0 | 0 | | | | | | | | | | | | |
| Part Time Positions: | | 0 | 0 | 0 | | | | | | | | | | | | |
| Non Permanent Positions: | | 0 | 0 | 0 | | | | | | | | | | | | |
| Positions in Component: | | 23 | 0 | 0 | | | | | | | | | | | | |

Note: If a position is split, an asterisk (*) will appear in the Split/Count column. If the split position is also counted in the component, two asterisks (**) will appear in this column. [No valid job title] appearing in the Job Class Title indicates that the PCN has an invalid class code or invalid range for the class code effective date of this scenario.

Personal Services Expenditure Detail
Department of Labor and Workforce Development

Scenario: FY2026 Governor (22363)
Component: Labor Market Information (336)
RDU: Commissioner and Administrative Services (109)

| PCN Funding Sources: | Pre-Vacancy | Post-Vacancy | Percent |
|---|--------------------|---------------------|----------------|
| 1002 Federal Receipts | 1,095,066 | 1,064,893 | 30.21% |
| 1004 Unrestricted General Fund Receipts | 902,303 | 877,441 | 24.90% |
| 1007 Interagency Receipts | 1,498,930 | 1,457,629 | 41.36% |
| 1092 Mental Health Trust Authority Authorized Receipts | 15,963 | 15,523 | 0.44% |
| 1157 Workers Safety and Compensation Administration Account | 112,000 | 108,914 | 3.09% |
| Total PCN Funding: | 3,624,262 | 3,524,400 | 100.00% |

Note: If a position is split, an asterisk (*) will appear in the Split/Count column. If the split position is also counted in the component, two asterisks (**) will appear in this column. [No valid job title] appearing in the Job Class Title indicates that the PCN has an invalid class code or invalid range for the class code effective date of this scenario.

Department of Labor and Workforce Development
 Commissioner and Administrative Services
 Labor Market Information (336)
 FY2026 Governor Organization Chart

