

State of Alaska
FY2026 Governor's Operating Budget

Department of Labor and Workforce Development
Vocational Rehabilitation
Results Delivery Unit Budget Summary

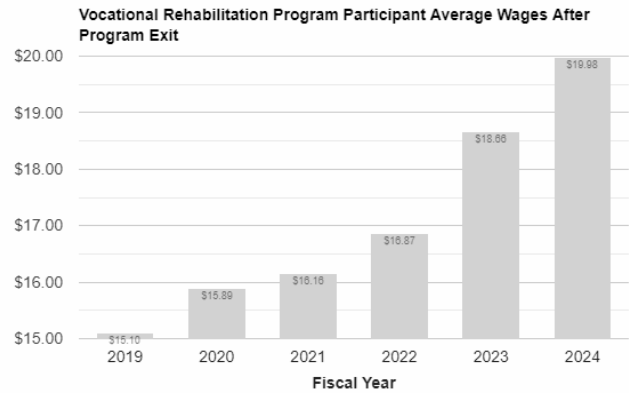
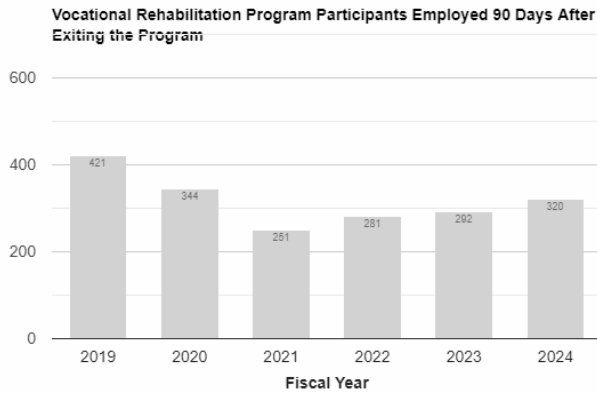
Vocational Rehabilitation Results Delivery Unit

Contribution to Department's Mission

Assist people with disabilities to obtain and maintain employment.

Results

(Additional performance information is available on the web at <https://omb.alaska.gov/results>.)



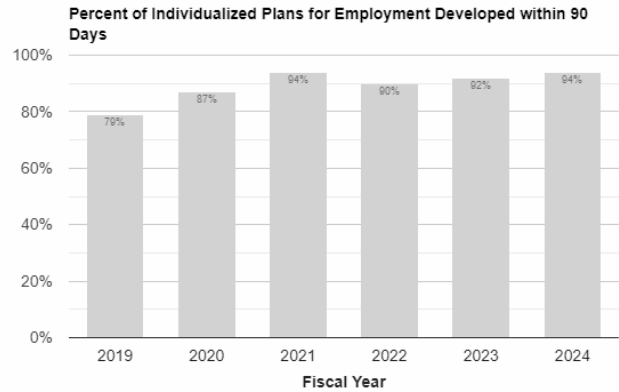
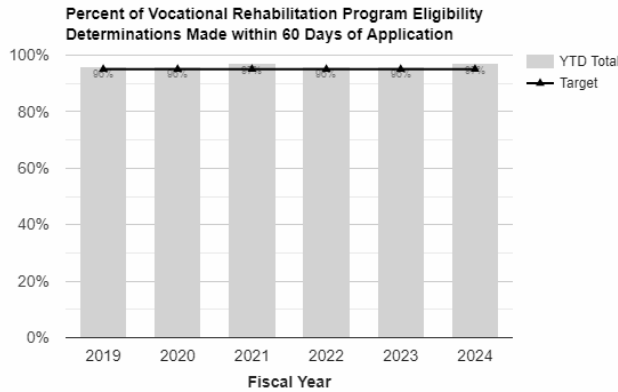
Core Services

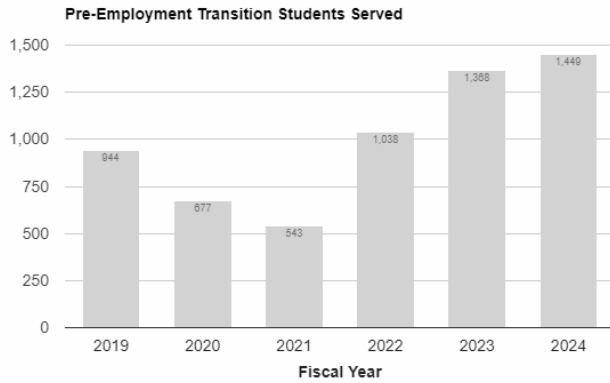
- Provide individualized services to enable people with disabilities to secure employment.

Measures by Core Service

(Additional performance information is available on the web at <https://omb.alaska.gov/results>.)

1. Provide individualized services to enable people with disabilities to secure employment.





Major RDU Accomplishments in 2024

- In FY2024, 1,947 individuals with disabilities received services.
- During the fiscal year, 96 percent of individuals receiving services experienced significant disabilities with multiple barriers to employment.
- A total of 905 individuals applied for Vocational Rehabilitation (VR) services. Information and referral services were provided to 1,329 individuals. VR successfully saw 320 individuals exit the program employed, with an average hourly wage of \$19.98.
- The Pre-Employment Transition program served 1,449 students with disabilities receiving services in 85 Alaskan communities with 80 percent held in rural Alaska, processing 3,237 cases and meeting the Federal Fiscal Year (FFY) 2024 goal of 3,595 clearances: exceeding the Continuing Disability Review goal by 1.9 percent and the Reconsideration Case goal by 2.4 percent – all with four weeks remaining in FFY2024.
- Upheld an overall 96.6 percent quality assurance rating compared to the national average of 95.6 percent, resulting in Alaska being selected to participate in a national workgroup that published a 37-page best practices report.

Key RDU Challenges

- The Division of Vocational Rehabilitation’s primary challenge continues to be recruiting and retaining enough staff to effectively serve clients.
- The Division of Vocational Rehabilitation continues to be challenged by lower-than-normal service application numbers; however, the online self-referral process has increased access to services.

Significant Changes in Results to be Delivered in FY2026

No significant changes in results to be delivered are anticipated.

Contact Information
<p>Contact: Kathryn Duder, Director Phone: (907) 269-3630 E-mail: kathryn.duder@alaska.gov</p>

**Vocational Rehabilitation
RDU Financial Summary by Component**

All dollars shown in thousands

	FY2024 Actuals				FY2025 Management Plan				FY2026 Governor			
	UGF+DGF Funds	Other Funds	Federal Funds	Total Funds	UGF+DGF Funds	Other Funds	Federal Funds	Total Funds	UGF+DGF Funds	Other Funds	Federal Funds	Total Funds
Formula Expenditures None.												
Non-Formula Expenditures												
Voc Rehab Administration	0.0	264.1	586.1	850.2	104.1	305.1	958.1	1,367.3	6.6	312.0	983.0	1,301.6
Client Services	4,262.4	95.1	11,389.0	15,746.5	4,457.4	124.2	14,069.3	18,650.9	4,508.1	124.2	14,178.7	18,811.0
Disability Determination	0.0	154.2	4,858.4	5,012.6	0.0	306.4	6,058.6	6,365.0	0.0	308.3	6,129.4	6,437.7
Special Projects	339.8	95.0	2,220.6	2,655.4	345.5	542.8	2,502.7	3,391.0	345.9	96.0	2,505.2	2,947.1
Totals	4,602.2	608.4	19,054.1	24,264.7	4,907.0	1,278.5	23,588.7	29,774.2	4,860.6	840.5	23,796.3	29,497.4

**Vocational Rehabilitation
Summary of RDU Budget Changes by Component
From FY2025 Management Plan to FY2026 Governor**

All dollars shown in thousands

	<u>Unrestricted Gen (UGF)</u>	<u>Designated Gen (DGF)</u>	<u>Other Funds</u>	<u>Federal Funds</u>	<u>Total Funds</u>
FY2025 Management Plan	4,577.0	330.0	1,278.5	23,588.7	29,774.2
One-time items:					
-Voc Rehab Administration	-97.5	0.0	0.0	0.0	-97.5
-Special Projects	0.0	0.0	-446.8	0.0	-446.8
Adjustments which continue current level of service:					
-Voc Rehab Administration	0.0	0.0	6.9	24.9	31.8
-Client Services	50.7	0.0	0.0	109.4	160.1
-Disability Determination	0.0	0.0	1.9	70.8	72.7
-Special Projects	0.4	0.0	0.0	2.5	2.9
FY2026 Governor	4,530.6	330.0	840.5	23,796.3	29,497.4