

# **State of Alaska FY2026 Governor's Operating Budget**

## **Department of Public Safety**

Department of Public Safety

**Mission**

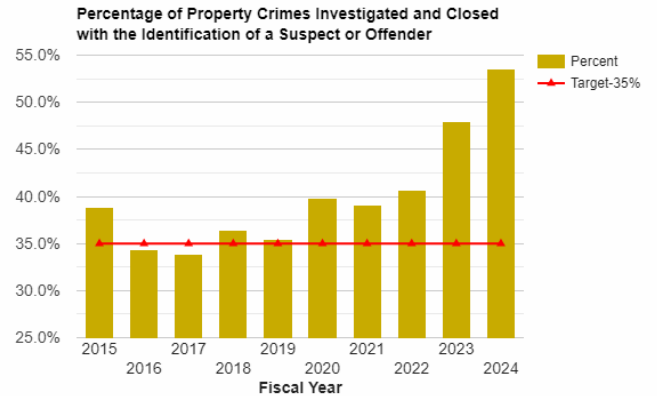
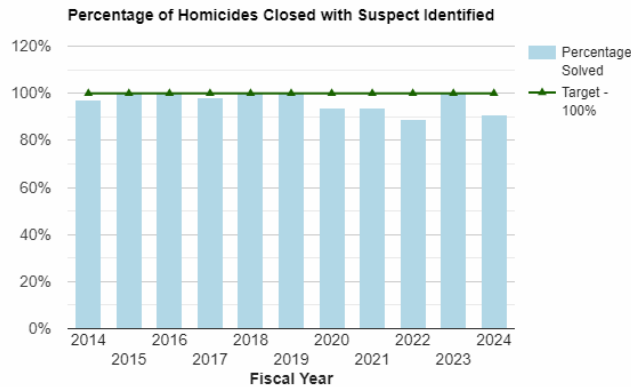
The mission of the Department of Public Safety is to ensure public safety and enforce fish and wildlife laws.

|   | <b>Core Services<br/>(in priority order)</b> | <b>UGF</b>       | <b>DGF</b>     | <b>Other</b>    | <b>Fed</b>      | <b>Total</b>     | <b>PFT</b>     | <b>PPT</b>  | <b>NP</b>   | <b>% GF</b> |
|---|--|------------------|----------------|-----------------|-----------------|------------------|----------------|-------------|-------------|-------------|
| 1 | Law Enforcement Patrol & Investigations      | 78,251.6         | 75.0           | 947.2           | 9,882.2         | 89,155.9         | 460.9          | 0.0         | 29.0        | 28.8%       |
| 2 | Rural Law Enforcement                        | 43,042.1         | 2,036.0        | 596.2           | 3,045.0         | 48,719.3         | 10.4           | 0.0         | 0.0         | 16.5%       |
| 3 | Domestic Violence & Sexual Assault Programs  | 45,017.5         | 2,004.6        | 954.8           | 13,944.4        | 61,921.3         | 26.5           | 0.0         | 0.0         | 17.3%       |
| 4 | Statewide Public Safety Programs             | 47,678.8         | 5,567.9        | 9,095.4         | 12,562.5        | 74,904.6         | 330.2          | 0.0         | 2.0         | 19.5%       |
| 5 | Resource Protection                          | 46,076.2         | 200.0          | 1,005.4         | 1,520.0         | 48,801.6         | 169.4          | 12.0        | 0.0         | 17.0%       |
| 6 | Highway Safety                               | 2,437.7          | 0.0            | 1,731.7         | 20.0            | 4,189.4          | 5.7            | 0.0         | 0.0         | 0.9%        |
|   | <b>FY2025 Management Plan</b>                | <b>262,503.9</b> | <b>9,883.5</b> | <b>14,330.6</b> | <b>40,974.1</b> | <b>327,692.1</b> | <b>1,003.0</b> | <b>12.0</b> | <b>31.0</b> |             |

**Measures by Core Service**

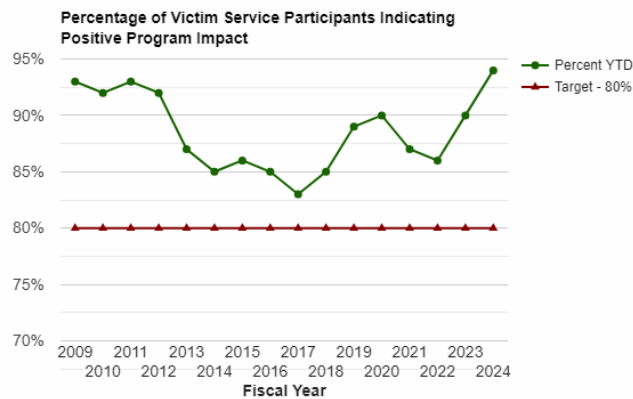
(Additional performance information is available on the web at <https://omb.alaska.gov/results>.)

**1. Law Enforcement Patrol & Investigations**

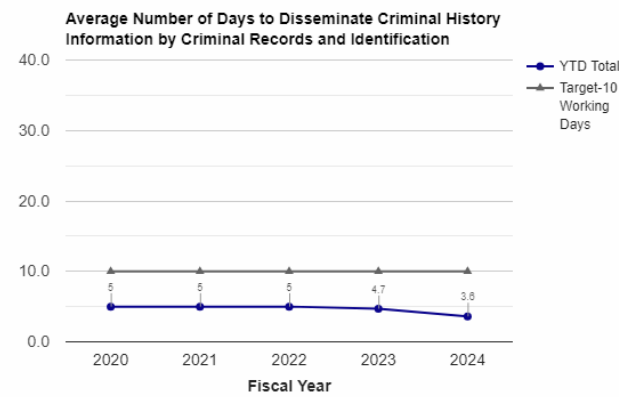
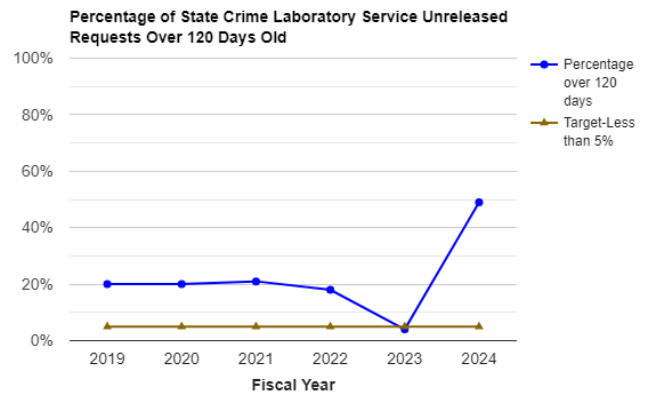
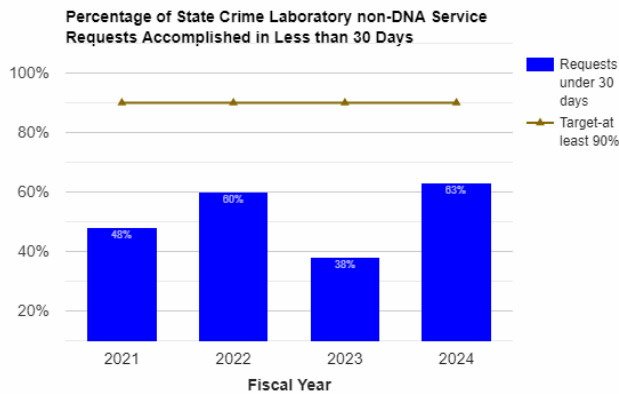
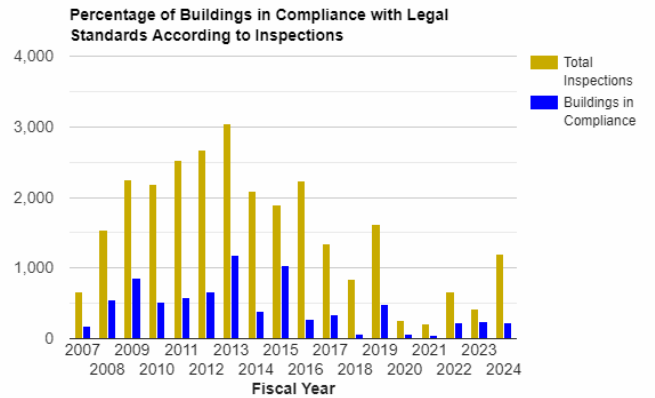
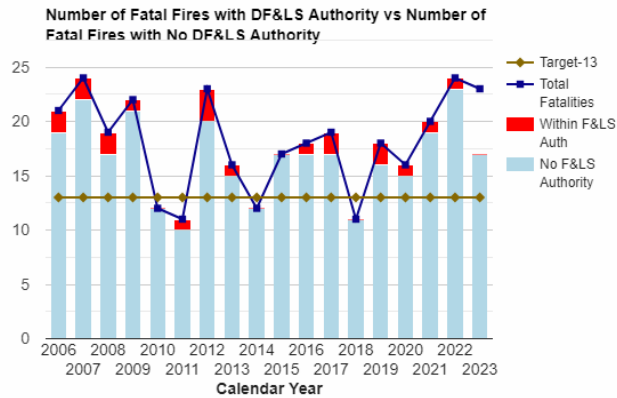


**2. Rural Law Enforcement**

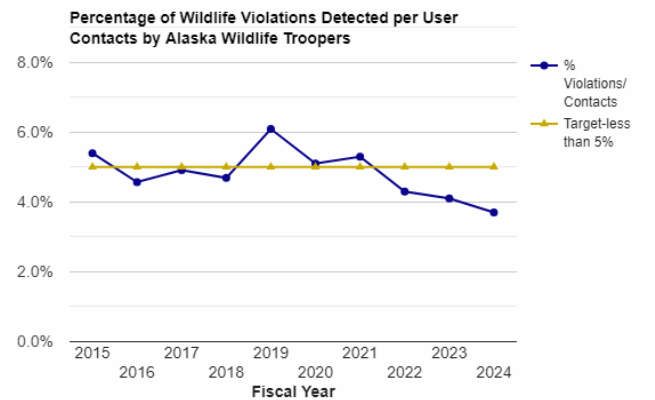
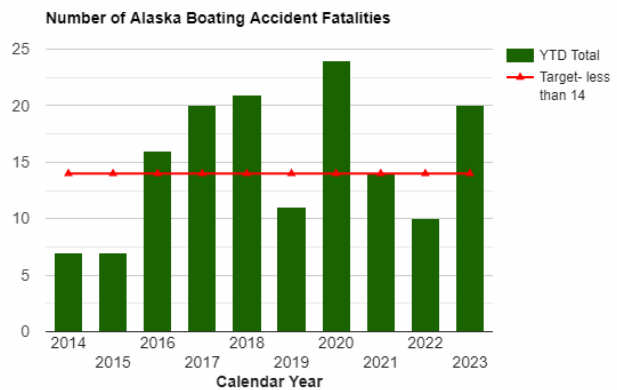
**3. Domestic Violence & Sexual Assault Programs**



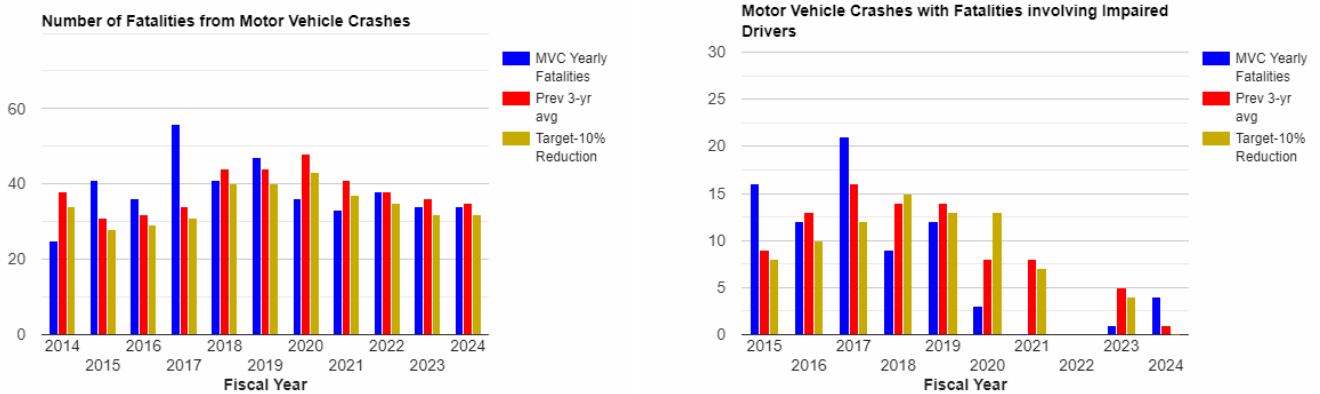
### 4. Statewide Public Safety Programs



### 5. Resource Protection



## 6. Highway Safety



## Major Department Accomplishments in 2024

### Criminal Justice Information Systems (CJIS) Program:

Secured over \$3.3 million in federal grant funding under the National Criminal History Improvement Program (NCHIP) and the National Instant Background Check System (NICS) Act Record Improvement Program (NARIP) to support the CJIS modernization project and improve the accuracy and completeness of criminal history records.

Leveraged federal funds awarded under the Support for Adam Walsh Act grant to advance the replacement of the State's sex offender registration application. Collaborated with a vendor to define system requirements and replace the legacy sex offender registration case management system.

Processed 53,761 dispositions, including 2,103 felony convictions and numerous other adjudications, such as dismissed, not prosecuted, or not guilty cases.

Continued the Judgment Correction Project in collaboration with the Alaska Court System to ensure accurate and up-to-date criminal records in the State's criminal history repository. Researched over 42,000 records to identify potentially disqualifying convictions, resulting in the identification of approximately 19,000 individuals disqualified under federal law (18 U.S.C. 921(a)(37)) from possessing firearms.

Developed and expanded virtual training classes to support system users in various units, including the Automated Biometric Identification System, Uniform Crime Reporting, and the Alaska Public Safety Information Network (APSIN). Conducted online or in-person classes at least quarterly for criminal justice agencies statewide.

### Information Systems:

Continued progress on the multi-year Criminal Justice Information Systems (CJIS) Modernization project, a foundational initiative for replacing the APSIN. Efforts focused on the discovery phase for critical components like the Computerized Criminal History, Sex Offender Repository, and biometric processing, aiming to migrate from the aging Juneau mainframe environment.

Partnered with the Office of Information Technology (OIT) to conduct comprehensive bandwidth assessments for 29 Department of Public Safety (DPS) locations, resulting in transformative upgrades. Six sites received terrestrial bandwidth improvements, and 23 sites were equipped with Starlink, leading to a remarkable median download speed increase of 733 percent and a median upload speed increase of 900percent. These enhancements dramatically improve communication capabilities across the department's remote sites, reinforcing DPS's commitment to connectivity and operational readiness.

Successfully implemented the use of body-worn cameras across most DPS law enforcement personnel, ensuring the seamless integration of Motorola cameras and associated cloud services on the DPS/State of Alaska (SOA) network. This advancement represents a significant step towards accountability and transparency in law enforcement activities.

Launched the Online Criminal History public web application, enabling self-service background checks. Within the

second half of fiscal year (FY)2024 alone, over 900 requests were processed, reflecting a more efficient and accessible service for the public.

Completed the migration of over 200 applications to the Microsoft Azure cloud environment in partnership with the OIT and Microsoft, maintaining full CJIS compliance. This critical migration involved modifying every server and application configuration and reviewing approximately 2,000 custom reports to ensure data confidentiality and system integrity, ultimately aligning DPS with modern technology standards.

Consolidated file shares across four key locations—Bethel, Nome, Fairbanks, and Ketchikan—into the South Anchorage Data Center, enhancing data accessibility and security.

#### **Alaska Public Safety Communication Services (APSCS):**

Supported first responders and other authorized users on the Alaska Land Mobile Radio (ALMR) system with over 17.6 million radio calls and nearly 29 million push-to-talks in FY2024.

Oversaw and completed contracted projects to refresh the State and Department of Defense (DOD) ALMR infrastructure, which doubled the number of available talk channels from 293 to 586, improving interoperable communication and reducing call busy failures during major events like highway accidents, wildfires, and multi-agency responses. Upgraded system software, modernized coverage site equipment to enhance cybersecurity, supported upgrades to DOD microwave equipment serving ALMR sites, and restored redundant and backup power systems to mitigate critical risks to ALMR services.

Collaborated with 135 ALMR member agencies to identify radios eligible for upgrades to Time Division Multiple Access (TDMA) standards, and provided new training materials for ALMR members, including nine video presentations and in-person sessions for State and local agencies in Fairbanks. Additionally, contracted with Motorola to perform 100 percent of preventative maintenance on ALMR Motorola radio equipment at State and DOD coverage sites.

Completed a lifecycle refresh of the SOA's microwave equipment, replacing 130 outdated pieces and providing modern ethernet connectivity for critical services, including ALMR, Alaska Railroad, Federal Aviation Administration (FAA) communications, and wildland fire radio systems.

Provided system support during multiple natural disasters and significant events, including cyber outages, floods, landslides, fiber cuts, and wildland fires, ensuring the continuity of communications and services. Performed emergency repairs to three failed power lines and one near-failure line to prevent extended service outages during winter and maintain communication services along key road systems and in communities like Juneau and Girdwood.

#### **Alaska State Troopers (AST) Patrol and Investigations:**

Launched a Soldotna-based highway traffic team focused on patrolling the Seward and Sterling Highways during peak summer months to enhance road safety. Implemented the Strategic Highway Safety Plan in collaboration with Alaska Bureau of Highway Patrol (ABHP) to reduce serious injuries and fatalities on Alaska's highways, emphasizing proactive enforcement efforts.

As a High Intensity Drug Trafficking Area (HIDTA)-designated unit, Statewide Drug Enforcement Unit (SDEU) continued its lead role in statewide investigations of illegal drug and alcohol trafficking, introducing a parcel interdiction team at Ted Stevens Anchorage International Airport that seized significant quantities of controlled substances. Through Project Hope, AST, ABHP, and SDEU distributed life-saving opioid overdose reversal drugs, such as Naloxone, across the state to combat opioid overdoses and supported addiction prevention and recovery efforts.

Provided statewide in-service and specialized training for AST, Alaska Wildlife Troopers, Court Services Officers, and other law enforcement personnel through the Advanced Training Unit (ATU). Training courses included Field Training Officer School, tactical first aid, vehicle immobilization techniques, and use of force refreshers. ABHP, Alaska Bureau of Investigations (ABI), and AST also expanded ongoing training in crisis intervention, firearms recertification, and mental health awareness, preparing personnel for high-stakes situations.

Conducted extensive community outreach and recruitment efforts, particularly targeting local Alaskan talent and transitioning military members, to foster stronger community connections and bolster recruitment. New initiatives included the addition of a Trooper Recruiter and the establishment of the Recruitment Liaison Officer Program.

ABI's Special Crimes Investigation Unit collaborated with federal and local agencies to support investigations into human trafficking, drug trafficking, and serious felony offenses.

Launched a Digital Evidence Management System to streamline digital evidence sharing—such as body-worn camera footage and in-car videos—between DPS and the Department of Law, enhancing case handling efficiency. AST continued to expand access to the Alaska Records Management System (ARMS) for additional State and municipal agencies, improving data-sharing and multi-agency collaboration statewide.

Collaborated with local health agencies to strengthen Crisis Intervention Teams and response strategies, addressing mental health calls and relieving strain on law enforcement resources. ABHP and AST enhanced DPS mental health and wellness programs, expanding resources to help personnel manage job-related trauma and offering peer support and professional mental health services.

Managed statewide prisoner transport and court security through the Prisoner Transport Unit, which is coordinated with the Alaska Court System to streamline prisoner movement and security needs, reducing risks associated with high-volume caseloads. Increased demand at high-population sites like the Palmer courts required Court Services Officers (CSOs) to provide additional support for prisoner transport, court security, and document service.

Improved dispatch services through initiatives such as dispatcher certification, and continued planning for Phase 2 Wireless 911 and text-to-911 capabilities to increase service availability in remote areas. The Alaska State Trooper Dispatch also advanced standardized operations across department-owned and contracted centers, coordinated by the Dispatch Program Coordinator and regional command staff.

The ABI's Cold Case Unit reopened priority unsolved cases with high solvability, leveraging new DNA technology and interagency collaboration to drive case resolutions. The Technical Accident Reconstruction Specialist (TARS) team supported critical incident investigations with in-depth analysis and accident reconstruction, strengthening the investigative process.

#### **Alaska Wildlife Troopers (AWT):**

The AWT Marine Enforcement played a critical role in preserving public peace, protecting life and property, and safeguarding Alaska's resources. Vessels strategically positioned throughout the state enabled quick responses to calls for service and enhanced resource protection. The marine fleet was crucial in search and rescue operations, criminal investigations, public outreach and transportation of state employees to remote areas.

Large-class patrol vessels (P/V Stimson and P/V Camai) and multiple medium-class vessels collectively spent 654 days at sea, patrolled 58,825 miles of Alaska waters, boarded 2,084 vessels, and contacted 9,608 resource users. These vessels supported enforcement efforts during key fisheries, such as Bristol Bay's Salmon Fishery, and conducted patrols in Kodiak, the Alaska Peninsula, and other regions, focusing on commercial fishing enforcement, brown bear hunting seasons and emergency response operations.

The AWT Southern Detachment focused on diverse missions across Southeast Alaska, Kodiak Island, the Gulf of Alaska, Aleutian Islands, and Bristol Bay, including enforcement, disaster response and assisting federal counterparts like the National Marine Fisheries Service.

Enhanced collaboration with federal and state agencies and local communities in the Southern and Northern Detachments allowed for more effective responses to critical incidents. The AWT personnel provided search and rescue support and managed disaster responses, such as the rescue of stranded hunters in Bethel and the recovery of a missing woman near Haines.

Expanded aircraft operations to include additional rotorcraft and fixed-wing planes across Northern Detachment, enhancing search and rescue, service of paperwork, resource patrols, and emergency responses. The addition of the R44 helicopter in Bethel contributed to critical rescues and community support.

Continued focus on enforcement of commercial, sport, and subsistence fisheries, as well as complex hunting violations and major cases of fraudulent Alaska residency claims. Large-scale investigations led to multiple criminal charges and the seizure of unlawfully obtained assets.

#### **Aircraft Section:**

Flew 6,728 hours in support of the Department's mission, marking a 13 percent increase over the previous year in flight missions and law enforcement requests in rural areas. The Robinson R-44 and Airbus H-125 helicopters were utilized extensively for search and rescue, emergency response, fish and wildlife enforcement, and various law enforcement missions, flying 1,152 hours, including 184 hours for search and rescue and 507 hours for patrols. Turbine-powered fixed-wing aircraft supported statewide law enforcement and prisoner transport missions, flying a total of 1,444 hours, while light fixed-wing aircraft flew 3,622 hours for patrols, passenger transport, prisoner

transport, and pilot training.

The A-Star helicopters (HELO2 and HELO3), equipped with Wes-Cam MX-10 thermal image cameras and Churchill Navigation map overlay systems, helped locate missing persons and assisted in criminal apprehensions.

Continued internal audits as part of the Safety Management System, utilizing a web-based Flight Risk Assessment Tool and hazard reporting system to identify and correct safety hazards. Collaborated with Federal Aviation Administration inspectors to enhance aviation safety and compliance, while also transitioning to vendor-based maintenance to ensure all aircraft maintenance was completed on time, accurately and within budget.

#### **Recruitment:**

Recruitment strategies improved hiring outcomes for trooper positions across various units. A targeted approach prioritized high-quality candidates and reduced time-to-hire through a streamlined background processes. These efforts led to the successful hiring of 20 trooper applicants in the first few months of FY2025.

Enhanced recruitment outreach through collaboration with the Public Information Officer, developing videos and visual content to increase visibility of vacant positions. These efforts leveraged social media platforms and promotional links to direct potential candidates to the recruitment website.

Added a full-time, long-term, non-permanent Trooper Recruiter, which doubled the number of recruitment events attended, increasing outreach. Established a Recruitment Liaison Officer Program to provide candidates with direct support, answering questions and keeping them engaged throughout the hiring process.

Processed 1,091 trooper applications, reflecting a nine percent increase from FY2023's 1,001 applicants, and resulting in the hiring of 29 recruits. Additionally, processed 75 Court Services Officer (CSO) applications, resulting in three new hires.

#### **Rural Trooper Housing:**

Completed Phase 1 of a new trooper housing complex in Nome, adding seven new housing units.

Continued implementing a grant award from the U.S. Department of Housing and Urban Development to acquire and repair rural trooper housing properties. Identified properties for acquisition and began collaborating with the Alaska Department of Natural Resources Realty Services Section for assessments and purchases.

#### **Search and Rescue (SAR):**

Responded to 598 search and rescue (SAR) incidents statewide, including overdue hunters, snowmobilers, hikers, boaters, aircraft crashes, and medical evacuations, assisting or recovering over 600 individuals. Issued 11 Silver Alerts and no Amber Alerts. Partnered with SAR organizations to respond to over 100 emergency beacon alerts and 23 reported aircraft crashes.

Collaborated with the Alaska Avalanche Information Center to provide backcountry safety training to the public in key areas, including Anchorage, Fairbanks, Juneau, Kenai, and more.

Continued support for the Alaska Search and Rescue Association (ASARA) by providing training, coordination, and administrative support. Under ASARA, the Alaska Incident Management Team (AIMT) managed large-scale, complex SAR missions and offered virtual search support.

Utilized Tactical Flight Officers equipped with advanced tools such as infrared cameras and mapping systems to enhance search and rescue operations.

#### **Fire and Life Safety:**

Provided 38 fire training classes for urban, rural, and industry-based personnel, and supported the revised Rural Fire Protection Program with fire training for the Village Public Safety Officer (VPSO) program in Kotzebue and Bethel.

Delivered direct and indirect fire safety education presentations, using inspections, briefings, media campaigns, and "Train the Trainer" efforts. Partnered with the Northwest Arctic Borough to train and equip local fire departments, including a smoke alarm installation program in Noorvik and Shungnak.

Conducted over 1,200 building fire and life safety inspections statewide, including 214 annual inspections on the Trans Alaska Pipeline. Achieved a 35 percent compliance rate, exceeding the goal of 30 percent, and maintained a 99.3 percent in-service rate for 995 tracked fire systems.

Completed and reported 87,411 fire and emergency incident reports from 157 fire departments statewide, contributing data to the national fire incident reporting database and the annual "Fire in Alaska" report.

Performed 961 Fire and Building Plan Reviews, 23 Applications for Modifications, 116 Alcohol Marijuana Control Office applications, and 35 Impairment Plans. Added two positions in the Plan Review Bureau, reducing review times by over 33 percent and achieving a 95 percent completion rate within 14 days.

Investigated 41 significant fires involving fatalities and/or substantial damage outside of deferral jurisdictions.

Issued 294 permits for fire extinguisher maintenance, fire alarm and suppression system licensing, and fireworks retail sales.

Provided testimony and technical resources supporting the passage of HB 146 (Chapter 33, SLA 24), updating decades-old fireworks regulations.

Awarded fire certifications to 1,060 applicants and administered testing for 183 examination groups. Supported 46 local fire departments with accreditation efforts.

Alaska Fire Standards Council enhanced standards update timelines, reducing the process from seven to nine months to just two days through the implementation of a Technical Committee symposium.

Successfully hosted an audit by the International Fire Accreditation Congress for third-party accreditation compliance, resulting in reaccreditation with no major findings.

#### **Village Public Safety Operations:**

Passed comprehensive regulatory reforms to align existing regulations with 2023 statutory changes, ensuring consistency, clarity, and improved oversight across the VPSO program. These reforms streamlined processes for certification, reporting, and operational oversight.

Clarified the jurisdictional range for VPSOs to include duties that extend beyond a community's boundaries, enabling more effective responses to public safety needs across rural areas.

Launched the Regional Public Safety Officer (RPSO) initiative, appointing the first two RPSOs in over 20 years to the Central Council Tlingit and Haida Indian Tribes of Alaska VPSO program. The introduction of RPSOs improved investigative and training capabilities and strengthened cooperation with the AST.

Made significant infrastructure improvements using a combination of state Capital Improvement Project and federal funding. Public safety buildings in multiple communities, including Adak, Alakanuk, Allakaket, Gambell, Golovin, Koyuk, Noorvik, and Shaktoolik, underwent construction and repairs. Additional facility projects in Shishmaref, Stebbins, Savoonga, and Chenega Bay are underway.

Engaged in extensive community outreach and recruitment efforts, participating in major events such as the Alaska Federation of Natives conference, the Alaska State Fair, and various employment fairs. VPSOs supported community meetings, local events, and strategic planning sessions with regional organizations.

Launched the armed VPSO program in the Northwest Arctic Borough, successfully completing firearms training and psychological evaluations for all participating officers to enhance their response capabilities in higher-risk situations.

Expanded the VPSO rovers under the Tanana Chiefs Conference program, successfully returning VPSO services to communities in the Interior after years of absence, earning appreciation from local residents for the increased presence of law enforcement.

By the end of FY2024, increased the number of employed VPSOs from 69 to 71 across the 10 regional programs, reflecting steady growth despite challenges in recruitment and retention. VPSOs served 140 rural communities through memorandums of understanding.

#### **Alaska Police Standards Council (APSC):**

Sponsored 27 recruits for basic academy training and 712 officers in 48 training events, delivering a total of 23,983 officer-hours of training. Through the Mental Health Trust Authority Authorized Receipts grant, APSC sponsored an additional 2,103 officers in six training events, delivering 10,334 officer-hours of training.

Responded to 580 formal records requests and conducted 137 individual training evaluations for officers pursuing reciprocal Alaska police certification. Issued certifications to 274 officers who met training, education, and experience requirements for basic, intermediate, and advanced certification. Additionally, certified 17 courses and



39 instructors during FY2024.

Opened 30 new misconduct or disqualification cases and closed 27 cases. Thirteen cases were resolved with revocation, disqualification, or surrender actions. As of October 2024, APSC had 65 open cases at various stages of investigation or administrative action.

Received 70 formal complaints in FY2024 that did not rise to the level of a formal investigation. These cases were dismissed, determined to be outside the council's authority, or referred to another agency for further investigation.

**Domestic Violence and Sexual Assault (CDVSA):**

Maintained full funding for 35 community-based subgrantees, supporting four grant programs: victim services, enhanced victim services, prevention, and battering intervention programs. These programs reached both urban and rural communities from Unalaska to Utqiagvik.

Underwent a significant office reorganization and stabilization, filling 10 of 11 staff positions by the end of FY2024. This included hiring a new Executive Director and implementing structural changes to improve financial oversight and program supervision. Staff were strategically placed into leadership roles, opening their previous positions for recruitment.

Laid substantial groundwork to improve perpetrator rehabilitation programming by collaborating with agency partners and subject matter experts. This effort included drafting and revising best-practice standards and training approaches aimed at ending domestic violence, not just reducing recidivism.

Continued to enhance the council's programs and operations by leveraging partnerships and collaboration with communities and stakeholders to ensure consistent delivery of services and progress in addressing domestic violence and sexual assault.

**Violent Crimes Compensation Board (VCCB):**

Distributed \$1,256,452 in assistance to help victims deal with the aftermath of violent incidents. A total of 751 claims were processed, with 644 approved, 29 deferred for further information, and 78 denied for not meeting statutory requirements.

Of the approved claims, funds were allocated as follows: 27 percent to support families of homicide victims, 15 percent to support victims of assault, 21 percent to support victims of child sexual abuse, and 21 percent to support victims of domestic violence. Additional victims of arson, child physical abuse, DUIs, kidnapping, robbery, sexual assault, and stalking were also assisted.

Subsidized various expenses connected to the crimes, with the breakdown as follows: 14 percent for funeral expenses, 25 percent for mental health services, 23 percent for loss of income and support for dependents, 13 percent for uncovered medical and dental expenses, 14 percent for relocation expenses, 10 percent for travel for trial attendance and medical appointments, and just over 2 percent for other expenses such as security modifications or replacement of seized items.

Processed over 25 percent more applications compared to FY2023, distributing funds to applicants from 80 communities statewide. Approximately 10 percent of applications were deemed ineligible due to administrative or statutory reasons, such as incomplete applications or crimes that did not meet eligibility criteria.

Improved accessibility and responsiveness to victims by launching a new website and online application system, which connects directly to an internal database.

**Victim Services Administration and Support:**

Launched the Victim Services Tracker software on March 1, 2024, which captured data for discrete services provided by navigators (paralegals). From the launch date to June 30, 2024, navigators provided 462 contacts for 95 victims of crime.

Navigators continued to assist with tasks such as reviewing jail calls, facilitating transportation for forensic exams or follow-up interviews, preparing victims for hearings, coordinating victim interviews, and participating in monthly case meetings.

The Domestic Violence and Sexual Assault (DVSA) training unit conducted or supported 57 training sessions or meetings, delivering a total of 564.5 hours of training.

**Training Academy:**

Provided comprehensive public safety training, including two 17-week Basic Police Training sessions, which trained a total of 12 Alaska State Troopers, five Alaska Wildlife Troopers, 13 Municipal Police Officers, three State Airport Police Officers, and six Department of Natural Resources officers.

Conducted two nine-week training sessions for Village Public Safety Officers (VPSOs), resulting in eight new VPSOs prepared to serve rural communities.

Facilitated specialized training, including two eight-week Lateral Recruit Training sessions for new Alaska State Troopers and Wildlife Troopers, and two one-week trooper-specific training sessions focused on advanced law enforcement skills.

Delivered the APSC mandated training, which included a 2.5-week session for officers new to Alaska but certified in other jurisdictions. This training included 13 municipal police officers, one VPSO, and three municipal police chiefs.

The academy hosted multiple instructor development courses, such as a 14-day Firearms Instructor Course, a 14-day Control Tactics Instructor Course, and two seven-day Alaska Wildlife Trooper Boater Instructor Courses, building specialized skills among Alaska's law enforcement personnel.

Completed CSO training through two five-week sessions, training a total of three CSOs to serve across the state.

#### **Alaska Scientific Crime Detection Laboratory (ASCDL):**

Maintained full staffing in the forensic scientist job class throughout the third and fourth quarters of FY2024, which supported the submission of 9,743 deoxyribonucleic acid (DNA) database samples from arrestees and convicted offenders, resulting in 112 DNA hits. The lab also searched 172 cases against the Automated Biometric Identification System, leading to 143 fingerprint hits that aided case resolutions.

The ASCDL complied with the six-month testing timeline for sexual assault kits mandated in AS 44.41.065 and successfully deployed the Statewide Sexual Assault Kit Tracking Program in quarter one of FY2024. Early analysis indicated that over 60 percent of victim survivors or their advocates logged into the system to track their kits in a non-invasive, survivor-centric manner, enhancing transparency and accountability.

The ASCDL partnered with local and federal law enforcement agencies to utilize the Bureau of Alcohol, Tobacco, Firearms, and Explosives (ATF) National Integrated Ballistics Information Network (NIBIN). This advanced 3D scanning and comparison technology allows the lab to compare fired cartridge casings and link crimes through investigative leads.

The ASCDL eliminated the backlog in the seized drugs discipline, reducing 372 pending cases at the beginning of the reporting period to zero by its conclusion.

#### **Administrative Services (DAS) & Commissioner's Office:**

The DAS administered approximately 194 Reimbursable Services Agreements and collected \$19.2 million in federal funds. The division established federal grant monitoring procedures, processed 226 federal financial reports for around 70 federal awards, and provided grant administrative and fiscal support to approximately 35 programs. Additionally, DAS acquired two new trooper housing units in Kotzebue and seven new housing units in Nome, supporting 232 leases for rural trooper housing, posts, hangars, land, and float plane tie-downs. Facility improvements were completed in Cordova, Anchorage, Ketchikan, Bethel, and Fairbanks. The DAS team also administered 156 contracts, fully supporting drug enforcement activities across multiple units.

The Commissioner's Office fully deployed body-worn cameras within the Alaska State Troopers, Alaska Wildlife Troopers, Court Services Officers, and Fire and Life Safety Deputy Fire Marshals to enhance accountability and transparency. Additionally, the office completed 230 trooper investigations of commissioned law enforcement officers in calendar year 2024. Partnering with the Department of Transportation and Public Facilities, the Commissioner's Office placed retired, certified police officers at the Gustavus airport to support and enhance public safety. The office also successfully implemented the Regional Public Safety Officer program within the VPSO division to improve public safety in rural Alaska.

## **Key Department Challenges**

### **Criminal Justice Information Systems (CJIS) Program:**

Managing recurring work interruptions caused by technical issues with aging systems presents a significant

challenge. The CJIS Modernization project is on track for mid-FY2026 deployment, but the transition period requires key staff to balance regular duties with extensive system testing.

Implementing and complying with numerous upcoming changes in the Federal Bureau of Investigation CJIS Security Policy will necessitate a variety of new projects and additional resources.

#### **Information Systems:**

The aging APSIN mainframe environment continues to degrade, increasing risks and posing challenges as contracted subject matter experts retire. While hourly data synchronization is in place, the system will remain in a degraded state until the CJIS Modernization project is completed.

Limited network staff face a heavy workload, balancing aging infrastructure upgrades and new projects. The department must navigate capacity constraints while addressing critical network failures and long-standing outages.

#### **Alaska Public Safety Communication Services (APSCS):**

The ALMR system faces ongoing challenges with maintaining and upgrading aging infrastructure, ensuring cybersecurity, and managing increasing service costs.

Coordination with numerous member agencies and supporting the transition to TDMA standards remains a priority amid staffing and resource limitations.

#### **Alaska State Troopers (AST) Patrol and Investigations:**

Increasing service demands across Alaska strain Alaska State Troopers' (AST) capacity for proactive work in highway safety, drug enforcement, and community outreach. Persistent staffing shortages impact the ability to meet minimum staffing levels, while frequent retirements, limited training resources, and the need for specialized roles—such as Field Training Officers and Court Services Officers—create ongoing recruitment and retention challenges.

The statewide impact of drug-related crimes contributes to a rise in property crimes, robberies, and offenses against individuals, consuming law enforcement resources. Efforts to disrupt drug trafficking and distribution are hindered by limited coordination with smaller municipal agencies, which often lack personnel for consistent support on statewide task forces.

High call volumes in regions like the Matanuska-Susitna Borough and the Palmer courts generate substantial demands for services, including prisoner transport, court security, and emergency response. These workload burdens reduce available time for proactive enforcement and add strain to both Court Services Officers and troopers.

AST's technology infrastructure, including rural bandwidth limitations and inadequate internet speeds, restricts data entry into critical systems like the ARMS and hampers the uploading of digital evidence. In addition, radio communication reliability issues in remote areas impact both officer safety and response efficiency.

Rising mental health-related calls throughout Alaska challenge law enforcement's ability to provide timely and suitable responses. Limited mental health resources in many areas often leave law enforcement as the only responder, leading to extended response times with limited resolution for individuals in crisis.

Persistent staffing shortages in dispatch services affect DPS's capacity to provide consistent, 24/7 support across all regions. Delays in implementing Phase 2 Wireless 911 and text-to-911 services restrict effective communication in remote areas, limiting emergency access for those in need.

Equipment maintenance, including vehicles, aircraft, and watercraft, remains a constant challenge under Alaska's extreme conditions, with rising costs impacting the department's operational budget.

Limited personnel in ABI's Cold Case Unit restricts the capacity to address unsolved homicides and missing person cases. Increasing costs for essential tools like DNA testing and digital forensics, combined with the complex nature of cold cases, further strain specialized investigation efforts amidst growing caseloads

#### **Alaska Wildlife Troopers (AWT):**

Alaska's vast marine patrol area and the need for adequate law enforcement in commercial fisheries present ongoing challenges, exacerbated by aging equipment and maintenance costs. The AWT fleet requires continuous preventative maintenance and upgrades to remain operationally effective.

#### **Aircraft Section:**

Maintaining a highly specialized fleet of fixed-wing and rotorcraft in challenging environments requires significant resources and frequent maintenance, especially as aging equipment is more prone to failures. The department must also overcome challenges in securing rural contracts and logistics support for fleet upkeep.

Recruiting and retaining qualified pilots and mechanics for specialized roles is critical to maintaining operational readiness and ensuring safe and efficient air transportation throughout Alaska.

**Recruitment:**

Statewide hiring challenges have significantly impacted the department's ability to recruit and retain essential personnel, including troopers, VPSOs, CSOs, and Emergency Services Dispatchers. High vacancy rates and demanding job requirements have reduced applicant pools, especially in rural and remote areas.

Emergency Services Dispatchers face additional recruitment and retention issues due to the demanding nature of the job and limited local applicant pools..

Attracting and retaining VPSOs remains a persistent challenge due to high turnover rates, remote postings, and the extensive training required. This challenge is exacerbated by infrastructure limitations and resource constraints in many rural communities.

Competitive job markets and limited opportunities for career advancement within specialized roles, such as troopers and forensic scientists, continue to hinder the department's ability to maintain adequate staffing levels in key units and specialized functions.

**Rural Trooper Housing:**

Accessibility to quality housing remains a key issue for the AST, AWT, and other key personnel stationed in remote areas. High construction and transportation costs, lack of available contractors, and the logistical challenges of building and maintaining housing in extreme conditions increase costs and impact retention rates.

**Fire and Life Safety (FLS):**

Alaska's high fire loss rate and increasing civilian fire-related fatalities remain critical challenges. Alcohol and drugs are leading contributors to fire-related deaths, with the division struggling to cost-effectively reach high-risk groups through public education efforts.

The Bureau of Fire Accreditation, Standards and Training (BFAST) serves as Alaska's primary source of fire service training and technical assistance. Rural fire departments face persistent challenges due to insufficient equipment, training, and qualified personnel, hindering emergency response operations. Many rural departments fail to meet National Consensus Standards, limiting their access to critical grant funding.

The Plan Review Bureau relies on an outdated electronic database that is not web-based, complicating application and inspection processes. Limited offline synchronization further reduces efficiency, particularly with increased telework. Efforts are underway to implement a digital system to streamline plan reviews, permitting, and inspections for stakeholders.

**Village Public Safety Operations:**

Retaining and training Village Public Safety Officers remains a significant challenge, compounded by high turnover rates and limited availability of qualified candidates. Expanding program coverage and integrating new roles like the Regional Public Safety Officers require ongoing investment and strategic coordination.

Infrastructure and support limitations in rural communities strain the program's ability to maintain effective public safety presence and response capabilities.

**Alaska Police Standards Council (APSC):**

Meeting the growing demand for advanced training opportunities amid ongoing staffing shortages in police departments remains a challenge. Agencies face vacancies that hinder officer participation in training events, even when those events are sponsored.

An increased case workload for the council adds strain to the processing of officer certifications, investigations, and compliance checks.

**Domestic Violence and Sexual Assault (CDVSA):**

The decline in federal Victims of Crime Act (VOCA) funds creates a significant financial shortfall, jeopardizing the

stability of victim services and prevention programs. Adapting to fluctuating revenue streams remains a pressing challenge.

Comprehensive and balanced programming across victim services, prevention initiatives, and intervention services remains essential to addressing domestic and sexual violence in Alaska, but limited resources restrict the Council's ability to expand programming to all communities in need.

**Violent Crimes Compensation Board (VCCB):**

Staffing shortages have posed challenges in meeting federal monitoring requirements and maintaining daily operations. Meeting the growing demand for restitution recovery and assistance to victims requires ongoing resource allocation and strategic adjustments.

Dependence on fluctuating state and federal funding presents challenges in maintaining consistent levels of assistance for victims of violent crimes.

**Victim Services Administration and Support (VSAS):**

The transition to the Victim Services Tracker software and managing the associated data demands present an ongoing challenge as the program scales up. Ensuring that navigators remain effectively trained and resourced to provide essential services is critical for supporting victims of crime.

**Training Academy:**

Facility limitations restrict the Training Academy's ability to provide comprehensive emergency vehicle operations instruction. The lack of a dedicated driving range and deteriorating surfaces on existing training sites hinder safety and training effectiveness.

Unpredictable enrollment numbers create planning challenges, particularly as the academy balances rising demand for training with fluctuating class sizes and resources.

**Alaska State Crime Detection Laboratory (SCDL):**

Increasing submission complexity and technological advancements strain existing resources and require ongoing investments in personnel, equipment, and training. The continuous need to meet statutory timelines and maintain third-party accreditation standards adds to the workload.

Retaining specialized forensic scientists in a highly competitive job market remains a challenge

**Administrative Services (DAS) & Commissioner's Office :**

The DAS faces ongoing challenges in managing and administering hundreds of contracts, leases, and grant agreements amid rising costs and funding limitations. Administering trooper housing and supporting program facilities requires substantial investments and close collaboration across regions.

The Commissioner's Office must navigate complex regulatory environments and maintain transparency and accountability in law enforcement practices. Implementing and overseeing key public safety programs like the VPSO division's Regional Public Safety Officer initiative requires sustained collaboration with local and state partners.

**Significant Changes in Results to be Delivered in FY2026**

**Criminal Justice Information Systems (CJIS) Program:**

The department will continue advancing the CJIS Modernization project, moving through the discovery, testing, and implementation phases. Staff will provide subject matter expertise on processes like biometric processing, arrest processing, and sex offender registration management. Additional federal grant funding will be sought to support non-permanent positions, stabilizing workloads in the CJIS Program unit.

**Information Systems (IS):**

The IS will launch core components of the CJIS Modernization project by mid-FY2026, facilitating DPS's exit from the aging APSIN mainframe. Planned replacements of firewalls, switches, and Wi-Fi access points, transitioning these to OIT-supported services, will enhance network security and operational efficiency.

**Alaska Public Safety Communication Services (APSCS):**

Finalizing certification efforts and the transition to TDMA standards will improve the ALMR system's performance and spectrum efficiency. APSCS will continue to bolster interoperability by upgrading radio infrastructure, implementing system improvements, and expanding training and support for ALMR users.

**Alaska State Troopers (AST) Patrol and Investigations:**

The launch of a Digital Evidence Management System will enable Troopers and staff to share digital evidence like body-worn camera footage and in-car video seamlessly with the Department of Law, streamlining processes and saving time.

Expanded access to the ARMS for State and municipal agencies will further improve real-time data sharing among Alaska's law enforcement, strengthening collaboration and supporting timely responses to statewide public safety issues.

The Strategic Highway Safety Plan will remain a central initiative to reduce serious injuries and fatalities on Alaska's roadways, with AST and ABHP prioritizing proactive traffic enforcement efforts despite staffing challenges.

Enhanced mental health and wellness support for DPS personnel will continue, promoting employee well-being and resilience, which are crucial for effective public service.

The AST will work to expand outreach initiatives, focusing on underserved communities, strengthening partnerships, and fostering collaboration on public safety initiatives.

The AST will seek additional grant funding to enable troopers to conduct proactive highway safety patrols.

The department will conduct a thorough assessment of facilities across AST and other law enforcement groups, identifying necessary repairs and upgrades to meet current operational standards and ensure personnel safety and efficiency.

**Alaska Wildlife Troopers (AWT):**

The AWT Marine Enforcement will maintain current service levels and continue to enhance patrol capacity through joint enforcement agreements and vessel upgrades. The design phase for a new large-class vessel for Southeast Alaska will begin in FY2025, with construction projected for FY2026. Increased vessel training across Alaska will reduce liability and enhance the marine enforcement team's capabilities.

**Aircraft Section:**

DPS will ensure regulatory compliance and safety through recurrent training, including essential flight safety maneuvers. Formalized programs for Aviation Life Support Equipment and Ground Support Equipment will enhance the safety and operational readiness of DPS's aviation personnel.

**Recruitment:**

Recruitment efforts will focus on filling key roles in law enforcement and dispatch, expanding outreach to Alaskan residents, transitioning military members, and other local candidates. These strategies, including the Recruitment Liaison Officer Program, aim to address staffing needs statewide and reduce time-to-hire.

**Rural Trooper Housing:**

Deferred maintenance funding and the trooper housing rehabilitation program will enable proactive management of rural housing needs, ensuring safe and habitable accommodations. Federal grants will support the acquisition and renovation of housing in areas like Dillingham, Aniak, and St. Mary's.

**Search and Rescue (SAR):**

The AST will strengthen SAR capabilities through partnerships with volunteer organizations, federal partners, and local agencies, enhancing coordination and response. The AST will also modernize its radio systems to increase spectrum efficiency, improve officer safety, and expand communication in underserved rural areas.

**Fire and Life Safety (FLS):**

The division will expand public education and fire prevention initiatives, prioritizing outreach to high-risk groups. Continued efforts to streamline fire department accreditation audits and emergency responder training will support fire safety in communities statewide.

**Village Public Safety Operations Division:**

The division will expand the regional VPSO programs, increasing recruitment and training efforts, especially in underserved rural areas. Infrastructure improvements, including upgrades to public safety buildings, will support VPSOs in effectively serving their communities.

**Alaska Police Standards Council (APSC):**

APSC will expand regional training opportunities for officers from smaller, rural agencies and enhance access to in-service, advanced, and academy training programs. The council will continue to focus on leadership development, de-escalation tactics, and field training to ensure officers receive relevant, high-quality training.

**Council on Domestic Violence and Sexual Assault (CDVSA):**

The CDVSA will issue a competitive Request for Proposal for new prevention programs and expand public education campaigns, working toward broader prevention efforts across Alaska communities. Updated metrics will reflect the impact of prevention work, with additional efforts to improve processing times and services for victims seeking support.

**Violent Crimes Compensation Board (VCCB):**

Stabilizing staffing levels and processing efficiencies will be priorities to reduce backlogs and enhance data accuracy. The board will explore federal matching funds for processing sexual assault forensic exams (SAFE), which could significantly increase resources available to victims.

**Victim Services Administration and Support (VSAS):**

The VSAS will expand the Victim Services Tracker software's capabilities, enhancing navigator support and data collection to better assist crime victims. Training efforts for navigators will continue, ensuring comprehensive services are provided across communities.

**Training Academy:**

The Training Academy will continue delivering APSC certified training programs and outreach support. Planned facility upgrades will address training limitations, especially in emergency vehicle operations, to meet the growing demand for police and specialized training.

**Alaska Scientific Crime Detection Laboratory:**

Laboratory Services will continue collaborating with law enforcement partners, using advanced technologies like the National Integrated Ballistic Information Network (NIBIN) to link crimes through ballistic evidence. Staffing will be maintained to reduce case backlogs, and efforts to streamline case processing will support efficiency in forensic disciplines.

**Division Administrative Services (DAS) & Commissioner's Office:**

DAS will prioritize trooper housing and facility maintenance needs through proactive management and federal grants, while the Commissioner's Office will focus on law enforcement transparency initiatives, including body-worn camera programs and the VPSO program's expansion in rural areas.

| Contact Information  |   |
|--|---|
| <b>Commissioner:</b> James E. Cockrell<br><b>Phone:</b> (907) 269-5086<br><b>E-mail:</b> james.cockrell@alaska.gov | <b>Administrative Services Director:</b> Dianna Thornton<br><b>Phone:</b> (907) 465-5501<br><b>E-mail:</b> dianna.thornton@alaska.gov |

**FY2026 Capital Budget Request**

| <b>Project Title</b>   | <b>Unrestricted Gen (UGF)</b> | <b>Designated Gen (DGF)</b> | <b>Other Funds</b> | <b>Federal Funds</b> | <b>Total Funds</b> |
|--|-------------------------------|-----------------------------|--------------------|----------------------|--------------------|
| Pilatus PC-12 for Emergency Rural Response                   | 6,500,000                     | 0                           | 0                  | 0                    | 6,500,000          |
| Rifle-Rated Armor and Less Lethal 40mm Program               | 750,000                       | 0                           | 0                  | 0                    | 750,000            |
| Alaska Wildlife Trooper Marine Vessel Maintenance and Repair | 2,775,000                     | 0                           | 0                  | 0                    | 2,775,000          |
| Aircraft Maintenance and Repairs                             | 1,400,000                     | 0                           | 0                  | 0                    | 1,400,000          |
| <b>Department Total</b>                                      | <b>11,425,000</b>             | <b>0</b>                    | <b>0</b>           | <b>0</b>             | <b>11,425,000</b>  |

*This is an appropriation level summary only. For allocations and the full project details see the capital budget.*



**Summary of Department Budget Changes by RDU**

From FY2025 Management Plan to FY2026 Governor

*All dollars shown in thousands*

|   | <u>Unrestricted<br/>Gen (UGF)</u> | <u>Designated<br/>Gen (DGF)</u> | <u>Other Funds</u> | <u>Federal<br/>Funds</u> | <u>Total Funds</u> |
|---|-----------------------------------|---------------------------------|--------------------|--------------------------|--------------------|
| <b>FY2025 Management Plan</b>                                       | <b>262,503.9</b>                  | <b>9,883.5</b>                  | <b>14,330.6</b>    | <b>40,974.1</b>          | <b>327,692.1</b>   |
| <b>One-time items:</b>  |                                   |                                 |                    |                          |                    |
| -Alaska State Troopers  | -2,125.2                          | 0.0                             | -50.0              | 0.0                      | -2,175.2           |
| -AK Police Standards<br>Council                                     | 0.0                               | -18.4                           | -80.0              | 0.0                      | -98.4              |
| -Integrated Victim<br>Assistance                                    | -36.8                             | 0.0                             | 0.0                | 0.0                      | -36.8              |
| -Statewide Support  | -132.0                            | -328.0                          | 0.0                | 0.0                      | -460.0             |
| <b>Adjustments which<br/>continue current level of<br/>service:</b> |                                   |                                 |                    |                          |                    |
| -Fire and Life Safety   | 83.8                              | 25.0                            | 1.4                | 0.0                      | 110.2              |
| -Alaska State Troopers  | 10,431.0                          | 0.5                             | 87.9               | 133.3                    | 10,652.7           |
| -Village Public Safety Ops  | 19.8                              | 0.0                             | 0.0                | 0.0                      | 19.8               |
| -AK Police Standards<br>Council                                     | 0.0                               | 15.4                            | 80.0               | 0.0                      | 95.4               |
| -Integrated Victim<br>Assistance                                    | 825.6                             | 0.0                             | -72.3              | 7.3                      | 760.6              |
| -Statewide Support  | 1,660.7                           | 23.9                            | 65.1               | 9.6                      | 1,759.3            |
| <b>Proposed budget<br/>increases:</b>                               |                                   |                                 |                    |                          |                    |
| -Alaska State Troopers  | 7,536.9                           | 0.0                             | 980.0              | 0.0                      | 8,516.9            |
| -Village Public Safety Ops  | 1,215.2                           | 0.0                             | 0.0                | 0.0                      | 1,215.2            |
| -Statewide Support  | 0.0                               | 0.0                             | 30.0               | 0.0                      | 30.0               |
| <b>Proposed budget<br/>decreases:</b>                               |                                   |                                 |                    |                          |                    |
| -Integrated Victim<br>Assistance                                    | 0.0                               | -387.1                          | -361.6             | 0.0                      | -748.7             |
| <b>FY2026 Governor</b>  | <b>281,982.9</b>                  | <b>9,214.8</b>                  | <b>15,011.1</b>    | <b>41,124.3</b>          | <b>347,333.1</b>   |

**Department Totals**  
**Department of Public Safety**

| Description                    | FY2024 Actuals | FY2025 Enrolled | FY2025 Authorized | FY2025 Management Plan | FY2026 Governor Adjusted Base | FY2026 Governor | FY2025 Management Plan vs FY2026 Governor |        |
|--------------------------------|----------------|-----------------|-------------------|------------------------|-------------------------------|-----------------|---|--------|
| Department Totals              | 282,242.9      | 326,443.7       | 327,692.1         | 327,692.1              | 338,319.7                     | 347,333.1       | 19,641.0                                  | 6.0%   |
| <b>Objects of Expenditure:</b> |                |                 |                   |                        |                               |                 |   |        |
| 1000 Personal Services         | 160,904.7      | 174,376.0       | 174,856.0         | 182,048.8              | 194,781.1                     | 199,172.0       | 17,123.2                                  | 9.4%   |
| 2000 Travel                    | 6,727.1        | 9,412.7         | 9,418.7           | 9,561.1                | 9,561.1                       | 9,737.1         | 176.0                                     | 1.8%   |
| 3000 Services                  | 55,019.1       | 69,233.1        | 69,959.1          | 64,065.4               | 63,136.9                      | 64,436.2        | 370.8                                     | 0.6%   |
| 4000 Commodities               | 10,326.6       | 12,494.3        | 12,530.7          | 11,255.7               | 10,291.5                      | 11,650.5        | 394.8                                     | 3.5%   |
| 5000 Capital Outlay            | 3,299.8        | 7,595.4         | 7,595.4           | 7,424.4                | 7,212.4                       | 8,147.0         | 722.6                                     | 9.7%   |
| 7000 Grants, Benefits          | 45,965.6       | 53,332.2        | 53,332.2          | 53,336.7               | 53,336.7                      | 54,190.3        | 853.6                                     | 1.6%   |
| 8000 Miscellaneous             | 0.0            | 0.0             | 0.0               | 0.0                    | 0.0                           | 0.0             | 0.0                                       | 0.0%   |
| <b>Funding Source:</b>         |                |                 |                   |                        |                               |                 |   |        |
| 1002 Fed Rcpts (Fed)           | 21,909.3       | 40,938.4        | 40,974.1          | 40,974.1               | 41,124.3                      | 41,124.3        | 150.2                                     | 0.4%   |
| 1004 Gen Fund (UGF)            | 243,512.7      | 261,608.5       | 262,453.9         | 262,453.9              | 273,093.8                     | 281,932.9       | 19,479.0                                  | 7.4%   |
| 1005 GF/Prgm (DGF)             | 3,154.2        | 7,532.0         | 7,878.9           | 7,878.9                | 7,597.3                       | 7,597.3         | -281.6                                    | -3.6%  |
| 1007 I/A Rcpts (Other)         | 7,834.8        | 10,039.5        | 10,045.0          | 10,045.0               | 10,150.6                      | 11,160.6        | 1,115.6                                   | 11.1%  |
| 1037 GF/MH (UGF)               | 0.0            | 50.0            | 50.0              | 50.0                   | 50.0                          | 50.0            | 0.0                                       | 0.0%   |
| 1061 CIP Rcpts (Other)         | 774.8          | 2,449.3         | 2,449.3           | 2,449.3                | 2,449.3                       | 2,449.3         | 0.0                                       | 0.0%   |
| 1092 MHTAAR (Other)            | 123.5          | 130.0           | 130.0             | 130.0                  | 130.0                         | 130.0           | 0.0                                       | 0.0%   |
| 1108 Stat Desig (Other)        | 113.6          | 204.4           | 204.4             | 204.4                  | 204.4                         | 204.4           | 0.0                                       | 0.0%   |
| 1171 Rest Just (Other)         | 489.6          | 297.4           | 297.4             | 297.4                  | 297.4                         | 210.4           | -87.0                                     | -29.3% |
| 1220 Crime VCF (Other)         | 2,361.1        | 1,189.6         | 1,204.5           | 1,204.5                | 1,218.0                       | 856.4           | -348.1                                    | -28.9% |
| 1246 RcdvsmFund (DGF)          | 1,969.3        | 2,004.6         | 2,004.6           | 2,004.6                | 2,004.6                       | 1,617.5         | -387.1                                    | -19.3% |
| <b>Totals:</b>                 |                |                 |                   |                        |                               |                 |   |        |
| Unrestricted Gen (UGF)         | 243,512.7      | 261,658.5       | 262,503.9         | 262,503.9              | 273,143.8                     | 281,982.9       | 19,479.0                                  | 7.4%   |
| Designated Gen (DGF)           | 5,123.5        | 9,536.6         | 9,883.5           | 9,883.5                | 9,601.9                       | 9,214.8         | -668.7                                    | -6.8%  |
| Other Funds                    | 11,697.4       | 14,310.2        | 14,330.6          | 14,330.6               | 14,449.7                      | 15,011.1        | 680.5                                     | 4.7%   |
| Federal Funds                  | 21,909.3       | 40,938.4        | 40,974.1          | 40,974.1               | 41,124.3                      | 41,124.3        | 150.2                                     | 0.4%   |
| <b>Positions:</b>              |                |                 |                   |                        |                               |                 |   |        |
| Permanent Full Time            | 991            | 1,001           | 1,002             | 1,003                  | 1,002                         | 1,008           | 5   | 0.5%   |
| Permanent Part Time            | 12             | 12              | 12                | 12                     | 12                            | 12              | 0   | 0.0%   |
| Non Permanent                  | 27             | 30              | 30                | 31                     | 31                            | 34              | 3   | 9.7%   |

**Component Summary Unrestricted General Funds Only**  
**Department of Public Safety**

| <b>Results Delivery Unit/<br/>Component</b>            | <b>FY2024 Actuals</b> | <b>FY2025 Enrolled</b> | <b>FY2025 Authorized</b> | <b>FY2025<br/>Management Plan</b> | <b>FY2026 Governor<br/>Adjusted Base</b> | <b>FY2026 Governor</b> | <b>FY2025 Management<br/>Plan vs FY2026<br/>Governor</b> |             |  |
|--|-----------------------|------------------------|--------------------------|-----------------------------------|--|------------------------|--|-------------|--|
| <b>Fire and Life Safety</b>                            |                       |                        |                          |                                   |  |                        |  |             |  |
| Fire and Life Safety                                   | 4,659.9               | 4,949.6                | 4,967.5                  | 4,967.5                           | 5,005.9                                  | 5,005.9                | 38.4   | 0.8%        |  |
| AK Fire Standards Council                              | 126.8                 | 123.7                  | 123.7                    | 123.7                             | 124.1                                    | 124.1                  | 0.4  | 0.3%        |  |
| FLS Facility M&O                                       | 0.0                   | 0.0                    | 0.0                      | 0.0                               | 45.0                                     | 45.0                   | 45.0   | 100.0%      |  |
| <b>RDU Totals:</b>                                     | <b>4,786.7</b>        | <b>5,073.3</b>         | <b>5,091.2</b>           | <b>5,091.2</b>                    | <b>5,175.0</b>                           | <b>5,175.0</b>         | <b>83.8</b>  | <b>1.6%</b> |  |
| <b>Alaska State Troopers</b>                           |                       |                        |                          |                                   |  |                        |  |             |  |
| Special Projects                                       | 166.7                 | 19.7                   | 19.7                     | 158.4                             | 159.7                                    | 159.7                  | 1.3  | 0.8%        |  |
| Alaska Bureau of Highway Patrol                        | 521.8                 | 1,194.8                | 1,194.8                  | 1,194.8                           | 1,253.0                                  | 1,253.0                | 58.2   | 4.9%        |  |
| AK Bureau of Judicial Svcs                             | 4,960.6               | 5,027.4                | 5,027.4                  | 4,883.6                           | 5,169.4                                  | 5,169.4                | 285.8  | 5.9%        |  |
| Prisoner Transportation                                | 2,370.5               | 1,940.5                | 1,940.5                  | 1,940.5                           | 1,940.5                                  | 1,940.5                | 0.0  | 0.0%        |  |
| Search and Rescue                                      | 206.7                 | 317.0                  | 317.0                    | 317.0                             | 317.0                                    | 317.0                  | 0.0  | 0.0%        |  |
| Rural Trooper Housing                                  | 1,622.7               | 2,472.4                | 2,472.4                  | 2,472.4                           | 869.6                                    | 869.6                  | -1,602.8   | -64.8%      |  |
| Dispatch Services                                      | 6,872.0               | 7,024.8                | 7,024.8                  | 6,727.6                           | 6,772.1                                  | 6,895.9                | 168.3  | 2.5%        |  |
| SW Drug and Alcohol Enforcement                        | 7,451.7               | 7,232.7                | 7,232.7                  | 7,884.1                           | 8,220.4                                  | 8,220.4                | 336.3  | 4.3%        |  |
| AST Detachments  | 87,475.2              | 89,713.1               | 90,424.6                 | 90,610.3                          | 92,529.2                                 | 97,416.9               | 6,806.6  | 7.5%        |  |
| Training Academy Recruit Sal.                          | 1,131.2               | 1,753.4                | 1,753.4                  | 1,753.4                           | 1,925.2                                  | 1,925.2                | 171.8  | 9.8%        |  |
| Alaska Bureau of Investigation                         | 16,090.4              | 17,131.2               | 17,131.2                 | 16,596.4                          | 17,513.3                                 | 18,908.8               | 2,312.4  | 13.9%       |  |
| Aircraft Section                                       | 9,274.6               | 10,205.9               | 10,205.9                 | 10,205.9                          | 9,479.1                                  | 9,879.1                | -326.8   | -3.2%       |  |
| Alaska Wildlife Troopers                               | 29,018.4              | 30,276.6               | 30,299.7                 | 30,299.7                          | 31,451.5                                 | 32,181.4               | 1,881.7  | 6.2%        |  |
| AK W-life Troopers Marine Enforc                       | 2,622.4               | 3,482.4                | 3,482.4                  | 3,482.4                           | 3,315.9                                  | 3,315.9                | -166.5   | -4.8%       |  |
| AST Facility M&O                                       | 0.0                   | 0.0                    | 0.0                      | 0.0                               | 5,916.4                                  | 5,916.4                | 5,916.4  | 100.0%      |  |
| <b>RDU Totals:</b>                                     | <b>169,784.9</b>      | <b>177,791.9</b>       | <b>178,526.5</b>         | <b>178,526.5</b>                  | <b>186,832.3</b>                         | <b>194,369.2</b>       | <b>15,842.7</b>  | <b>8.9%</b> |  |
| <b>Village Public Safety Operations</b>                |                       |                        |                          |                                   |  |                        |  |             |  |
| Village Public Safety Operations                       | 20,888.6              | 24,322.3               | 24,337.0                 | 24,337.0                          | 24,352.7                                 | 25,567.9               | 1,230.9  | 5.1%        |  |
| VPSO Facility M&O                                      | 0.0                   | 0.0                    | 0.0                      | 0.0                               | 4.1                                      | 4.1                    | 4.1  | 100.0%      |  |
| <b>RDU Totals:</b>                                     | <b>20,888.6</b>       | <b>24,322.3</b>        | <b>24,337.0</b>          | <b>24,337.0</b>                   | <b>24,356.8</b>                          | <b>25,572.0</b>        | <b>1,235.0</b>   | <b>5.1%</b> |  |
| <b>Council on Domestic Violence and Sexual Assault</b> |                       |                        |                          |                                   |  |                        |  |             |  |
| Domestic Viol/Sexual Assault                           | 15,004.2              | 0.0                    | 0.0                      | 0.0                               | 0.0                                      | 0.0                    | 0.0  | 0.0%        |  |
| <b>RDU Totals:</b>                                     | <b>15,004.2</b>       | <b>0.0</b>             | <b>0.0</b>               | <b>0.0</b>                        | <b>0.0</b>                               | <b>0.0</b>             | <b>0.0</b>   | <b>0.0%</b> |  |
| <b>Integrated Victim Assistance</b>                    |                       |                        |                          |                                   |  |                        |  |             |  |
| Domestic Viol/Sexual Assault                           | 0.0                   | 16,066.1               | 16,074.2                 | 16,074.2                          | 16,059.0                                 | 16,146.0               | 71.8   | 0.4%        |  |
| Victim Services Administration                         | 0.0                   | 1,868.2                | 1,868.2                  | 1,868.2                           | 2,542.2                                  | 2,542.2                | 674.0  | 36.1%       |  |
| IVA Facility M&O                                       | 0.0                   | 0.0                    | 0.0                      | 0.0                               | 43.0                                     | 43.0                   | 43.0   | 100.0%      |  |
| <b>RDU Totals:</b>                                     | <b>0.0</b>            | <b>17,934.3</b>        | <b>17,942.4</b>          | <b>17,942.4</b>                   | <b>18,644.2</b>                          | <b>18,731.2</b>        | <b>788.8</b>   | <b>4.4%</b> |  |
| <b>Statewide Support</b>                               |                       |                        |                          |                                   |  |                        |  |             |  |
| Commissioner's Office                                  | 3,476.1               | 3,298.2                | 3,344.5                  | 3,449.3                           | 4,183.2                                  | 4,183.2                | 733.9  | 21.3%       |  |
| Training Academy                                       | 2,848.7               | 2,764.8                | 2,764.8                  | 2,764.8                           | 2,902.8                                  | 2,902.8                | 138.0  | 5.0%        |  |
| Administrative Services                                | 3,236.9               | 4,071.4                | 4,082.0                  | 3,977.2                           | 4,186.1                                  | 4,186.1                | 208.9  | 5.3%        |  |
| AK Public Safety Communic. Svcs                        | 6,913.2               | 7,799.4                | 7,799.4                  | 7,799.4                           | 7,278.2                                  | 7,278.2                | -521.2   | -6.7%       |  |
| Information Systems                                    | 2,853.3               | 3,166.6                | 3,166.6                  | 3,166.6                           | 3,231.9                                  | 3,231.9                | 65.3   | 2.1%        |  |
| Crim Just Information Systems                          | 5,066.1               | 5,400.5                | 5,413.7                  | 5,413.7                           | 5,468.0                                  | 5,468.0                | 54.3   | 1.0%        |  |
| Laboratory Services                                    | 8,076.3               | 9,188.1                | 9,188.1                  | 9,188.1                           | 8,734.5                                  | 8,734.5                | -453.6   | -4.9%       |  |
| SWS Facility M&O                                       | 0.0                   | 463.3                  | 463.3                    | 0.0                               | 2,150.8                                  | 2,150.8                | 2,150.8  | 100.0%      |  |
| DPS State Facilities Rent                              | 577.7                 | 384.4                  | 384.4                    | 847.7                             | 0.0                                      | 0.0                    | -847.7   | -100.0%     |  |
| <b>RDU Totals:</b>                                     | <b>33,048.3</b>       | <b>36,536.7</b>        | <b>36,606.8</b>          | <b>36,606.8</b>                   | <b>38,135.5</b>                          | <b>38,135.5</b>        | <b>1,528.7</b>   | <b>4.2%</b> |  |

**Component Summary Unrestricted General Funds Only**  
**Department of Public Safety**

| <b>Results Delivery Unit/<br/>Component</b> | <b>FY2024 Actuals</b> | <b>FY2025 Enrolled</b> | <b>FY2025 Authorized</b> | <b>FY2025<br/>Management Plan</b> | <b>FY2026 Governor<br/>Adjusted Base</b> | <b>FY2026 Governor</b> | <b>FY2025 Management<br/>Plan vs FY2026<br/>Governor</b> |             |
|---|-----------------------|------------------------|--------------------------|-----------------------------------|--|------------------------|--|-------------|
| <b>Unrestricted Gen (UGF):</b>              | 243,512.7             | 261,658.5              | 262,503.9                | 262,503.9                         | 273,143.8                                | 281,982.9              | 19,479.0   | 7.4%        |
| <b>Designated Gen (DGF):</b>                | 0.0                   | 0.0                    | 0.0                      | 0.0                               | 0.0                                      | 0.0                    | 0.0  | 0.0%        |
| <b>Other Funds:</b>                         | 0.0                   | 0.0                    | 0.0                      | 0.0                               | 0.0                                      | 0.0                    | 0.0  | 0.0%        |
| <b>Federal Funds:</b>                       | 0.0                   | 0.0                    | 0.0                      | 0.0                               | 0.0                                      | 0.0                    | 0.0  | 0.0%        |
| <b>Total Funds:</b>                         | <b>243,512.7</b>      | <b>261,658.5</b>       | <b>262,503.9</b>         | <b>262,503.9</b>                  | <b>273,143.8</b>                         | <b>281,982.9</b>       | <b>19,479.0</b>  | <b>7.4%</b> |

**Component Summary All Funds**  
**Department of Public Safety**

| <b>Results Delivery Unit/<br/>Component</b>            | <b>FY2024 Actuals</b> | <b>FY2025 Enrolled</b> | <b>FY2025 Authorized</b> | <b>FY2025<br/>Management Plan</b> | <b>FY2026 Governor<br/>Adjusted Base</b> | <b>FY2026 Governor</b> | <b>FY2025 Management<br/>Plan vs FY2026<br/>Governor</b> |              |  |
|--|-----------------------|------------------------|--------------------------|-----------------------------------|--|------------------------|--|--------------|--|
| <b>Fire and Life Safety</b>                            |                       |                        |                          |                                   |  |                        |  |              |  |
| Fire and Life Safety                                   | 5,164.5               | 7,050.7                | 7,068.9                  | 7,068.9                           | 7,133.7                                  | 7,133.7                | 64.8   | 0.9%         |  |
| AK Fire Standards Council                              | 240.4                 | 387.5                  | 387.5                    | 387.5                             | 387.9                                    | 387.9                  | 0.4  | 0.1%         |  |
| FLS Facility M&O                                       | 0.0                   | 0.0                    | 0.0                      | 0.0                               | 45.0                                     | 45.0                   | 45.0   | 100.0%       |  |
| <b>RDU Totals:</b>                                     | <b>5,404.9</b>        | <b>7,438.2</b>         | <b>7,456.4</b>           | <b>7,456.4</b>                    | <b>7,566.6</b>                           | <b>7,566.6</b>         | <b>110.2</b>   | <b>1.5%</b>  |  |
| <b>Alaska State Troopers</b>                           |                       |                        |                          |                                   |  |                        |  |              |  |
| Special Projects                                       | 5,138.2               | 7,198.9                | 7,228.9                  | 7,367.6                           | 7,393.1                                  | 7,393.1                | 25.5   | 0.3%         |  |
| Alaska Bureau of Highway Patrol                        | 703.0                 | 2,740.4                | 2,740.4                  | 2,740.4                           | 2,798.6                                  | 2,798.6                | 58.2   | 2.1%         |  |
| AK Bureau of Judicial Svcs                             | 4,997.3               | 5,090.3                | 5,090.3                  | 4,946.5                           | 5,232.8                                  | 5,232.8                | 286.3  | 5.8%         |  |
| Prisoner Transportation                                | 2,405.6               | 2,010.5                | 2,010.5                  | 2,035.0                           | 2,035.0                                  | 2,035.0                | 0.0  | 0.0%         |  |
| Search and Rescue                                      | 206.7                 | 317.0                  | 317.0                    | 317.0                             | 317.0                                    | 317.0                  | 0.0  | 0.0%         |  |
| Rural Trooper Housing                                  | 2,553.1               | 7,506.0                | 7,506.0                  | 7,506.0                           | 5,903.2                                  | 5,903.2                | -1,602.8   | -21.4%       |  |
| Dispatch Services                                      | 6,872.0               | 7,024.8                | 7,024.8                  | 6,727.6                           | 6,772.1                                  | 6,895.9                | 168.3  | 2.5%         |  |
| SW Drug and Alcohol Enforcement                        | 8,930.5               | 9,895.4                | 9,895.4                  | 10,546.8                          | 10,992.2                                 | 10,992.2               | 445.4  | 4.2%         |  |
| AST Detachments  | 87,976.4              | 90,271.7               | 90,983.2                 | 91,144.4                          | 93,087.8                                 | 97,975.5               | 6,831.1  | 7.5%         |  |
| Training Academy Recruit Sal.                          | 1,131.2               | 1,753.4                | 1,753.4                  | 1,753.4                           | 1,925.2                                  | 1,925.2                | 171.8  | 9.8%         |  |
| Alaska Bureau of Investigation                         | 16,366.9              | 17,534.6               | 17,534.6                 | 16,999.8                          | 17,930.1                                 | 19,325.6               | 2,325.8  | 13.7%        |  |
| Aircraft Section                                       | 10,600.8              | 11,085.8               | 11,085.8                 | 11,085.8                          | 10,359.0                                 | 10,759.0               | -326.8   | -2.9%        |  |
| Alaska Wildlife Troopers                               | 29,668.0              | 31,262.0               | 31,285.1                 | 31,285.1                          | 32,436.9                                 | 33,166.8               | 1,881.7  | 6.0%         |  |
| AK W-life Troopers Marine Enforc                       | 3,103.3               | 4,982.4                | 4,982.4                  | 4,982.4                           | 4,815.9                                  | 4,815.9                | -166.5   | -3.3%        |  |
| AST Facility M&O                                       | 0.0                   | 0.0                    | 0.0                      | 0.0                               | 5,916.4                                  | 6,896.4                | 6,896.4  | 100.0%       |  |
| <b>RDU Totals:</b>                                     | <b>180,653.0</b>      | <b>198,673.2</b>       | <b>199,437.8</b>         | <b>199,437.8</b>                  | <b>207,915.3</b>                         | <b>216,432.2</b>       | <b>16,994.4</b>  | <b>8.5%</b>  |  |
| <b>Village Public Safety Operations</b>                |                       |                        |                          |                                   |  |                        |  |              |  |
| Village Public Safety Operations                       | 20,888.6              | 24,347.3               | 24,362.0                 | 24,362.0                          | 24,377.7                                 | 25,592.9               | 1,230.9  | 5.1%         |  |
| VPSO Facility M&O                                      | 0.0                   | 0.0                    | 0.0                      | 0.0                               | 4.1                                      | 4.1                    | 4.1  | 100.0%       |  |
| <b>RDU Totals:</b>                                     | <b>20,888.6</b>       | <b>24,347.3</b>        | <b>24,362.0</b>          | <b>24,362.0</b>                   | <b>24,381.8</b>                          | <b>25,597.0</b>        | <b>1,235.0</b>   | <b>5.1%</b>  |  |
| <b>Alaska Police Standards Council</b>                 |                       |                        |                          |                                   |  |                        |  |              |  |
| AK Police Standards Council                            | 1,407.7               | 1,637.4                | 1,653.1                  | 1,653.1                           | 1,621.1                                  | 1,621.1                | -32.0  | -1.9%        |  |
| APSC Facility M&O                                      | 0.0                   | 0.0                    | 0.0                      | 0.0                               | 29.0                                     | 29.0                   | 29.0   | 100.0%       |  |
| <b>RDU Totals:</b>                                     | <b>1,407.7</b>        | <b>1,637.4</b>         | <b>1,653.1</b>           | <b>1,653.1</b>                    | <b>1,650.1</b>                           | <b>1,650.1</b>         | <b>-3.0</b>  | <b>-0.2%</b> |  |
| <b>Council on Domestic Violence and Sexual Assault</b> |                       |                        |                          |                                   |  |                        |  |              |  |
| Domestic Viol/Sexual Assault                           | 26,541.3              | 0.0                    | 0.0                      | 0.0                               | 0.0                                      | 0.0                    | 0.0  | 0.0%         |  |
| <b>RDU Totals:</b>                                     | <b>26,541.3</b>       | <b>0.0</b>             | <b>0.0</b>               | <b>0.0</b>                        | <b>0.0</b>                               | <b>0.0</b>             | <b>0.0</b>   | <b>0.0%</b>  |  |
| <b>Integrated Victim Assistance</b>                    |                       |                        |                          |                                   |  |                        |  |              |  |
| Domestic Viol/Sexual Assault                           | 0.0                   | 32,465.0               | 32,478.8                 | 32,478.8                          | 32,471.0                                 | 32,083.9               | -394.9   | -1.2%        |  |
| Violent Crimes Comp Board                              | 0.0                   | 2,189.6                | 2,204.5                  | 2,204.5                           | 2,215.7                                  | 1,854.1                | -350.4   | -15.9%       |  |
| Victim Services Administration                         | 0.0                   | 2,184.5                | 2,184.5                  | 2,184.5                           | 2,859.6                                  | 2,859.6                | 675.1  | 30.9%        |  |
| IVA Facility M&O                                       | 0.0                   | 0.0                    | 0.0                      | 0.0                               | 45.3                                     | 45.3                   | 45.3   | 100.0%       |  |
| <b>RDU Totals:</b>                                     | <b>0.0</b>            | <b>36,839.1</b>        | <b>36,867.8</b>          | <b>36,867.8</b>                   | <b>37,591.6</b>                          | <b>36,842.9</b>        | <b>-24.9</b>   | <b>-0.1%</b> |  |
| <b>Statewide Support</b>                               |                       |                        |                          |                                   |  |                        |  |              |  |
| Commissioner's Office                                  | 4,083.7               | 3,977.4                | 4,023.7                  | 4,128.5                           | 4,877.7                                  | 4,877.7                | 749.2  | 18.1%        |  |
| Training Academy                                       | 3,637.9               | 4,267.3                | 4,267.3                  | 4,405.3                           | 4,405.3                                  | 4,405.3                | 138.0  | 3.2%         |  |
| Administrative Services                                | 4,385.9               | 5,607.9                | 5,624.0                  | 5,698.4                           | 5,946.9                                  | 5,946.9                | 248.5  | 4.4%         |  |
| AK Public Safety Communic. Svcs                        | 9,456.5               | 10,749.4               | 10,749.4                 | 10,570.2                          | 10,049.0                                 | 10,049.0               | -521.2   | -4.9%        |  |
| Information Systems                                    | 3,295.0               | 4,646.5                | 4,646.5                  | 4,646.5                           | 4,721.1                                  | 4,721.1                | 74.6   | 1.6%         |  |

**Component Summary All Funds**  
**Department of Public Safety**

| <b>Results Delivery Unit/<br/>Component</b> | <b>FY2024 Actuals</b> | <b>FY2025 Enrolled</b> | <b>FY2025 Authorized</b> | <b>FY2025<br/>Management Plan</b> | <b>FY2026 Governor<br/>Adjusted Base</b> | <b>FY2026 Governor</b> | <b>FY2025 Management<br/>Plan vs FY2026<br/>Governor</b> |              |
|---|-----------------------|------------------------|--------------------------|-----------------------------------|--|------------------------|--|--------------|
| Crim Just Information Systems               | 9,441.4               | 15,351.8               | 15,695.9                 | 15,695.9                          | 15,455.7                                 | 15,455.7               | -240.2   | -1.5%        |
| Laboratory Services                         | 9,377.2               | 11,054.6               | 11,054.6                 | 11,054.6                          | 10,601.9                                 | 10,601.9               | -452.7   | -4.1%        |
| SWS Facility M&O                            | 0.0                   | 1,469.2                | 1,469.2                  | 1,005.9                           | 3,156.7                                  | 3,186.7                | 2,180.8  | 216.8%       |
| DPS State Facilities Rent                   | 577.7                 | 384.4                  | 384.4                    | 847.7                             | 0.0                                      | 0.0                    | -847.7   | -100.0%      |
| Facility Maintenance                        | 845.1                 | 0.0                    | 0.0                      | 0.0                               | 0.0                                      | 0.0                    | 0.0  | 0.0%         |
| <b>RDU Totals:</b>                          | <b>45,100.4</b>       | <b>57,508.5</b>        | <b>57,915.0</b>          | <b>57,915.0</b>                   | <b>59,214.3</b>                          | <b>59,244.3</b>        | <b>1,329.3</b>   | <b>2.3%</b>  |
| <b>Violent Crimes Compensation Board</b>    |                       |                        |                          |                                   |  |                        |  |              |
| Violent Crimes Comp Board                   | 2,247.0               | 0.0                    | 0.0                      | 0.0                               | 0.0                                      | 0.0                    | 0.0  | 0.0%         |
| <b>RDU Totals:</b>                          | <b>2,247.0</b>        | <b>0.0</b>             | <b>0.0</b>               | <b>0.0</b>                        | <b>0.0</b>                               | <b>0.0</b>             | <b>0.0</b>   | <b>0.0%</b>  |
| <b>Unrestricted Gen (UGF):</b>              | <b>243,512.7</b>      | <b>261,658.5</b>       | <b>262,503.9</b>         | <b>262,503.9</b>                  | <b>273,143.8</b>                         | <b>281,982.9</b>       | <b>19,479.0</b>  | <b>7.4%</b>  |
| <b>Designated Gen (DGF):</b>                | <b>5,123.5</b>        | <b>9,536.6</b>         | <b>9,883.5</b>           | <b>9,883.5</b>                    | <b>9,601.9</b>                           | <b>9,214.8</b>         | <b>-668.7</b>  | <b>-6.8%</b> |
| <b>Other Funds:</b>                         | <b>11,697.4</b>       | <b>14,310.2</b>        | <b>14,330.6</b>          | <b>14,330.6</b>                   | <b>14,449.7</b>                          | <b>15,011.1</b>        | <b>680.5</b>   | <b>4.7%</b>  |
| <b>Federal Funds:</b>                       | <b>21,909.3</b>       | <b>40,938.4</b>        | <b>40,974.1</b>          | <b>40,974.1</b>                   | <b>41,124.3</b>                          | <b>41,124.3</b>        | <b>150.2</b>   | <b>0.4%</b>  |
| <b>Total Funds:</b>                         | <b>282,242.9</b>      | <b>326,443.7</b>       | <b>327,692.1</b>         | <b>327,692.1</b>                  | <b>338,319.7</b>                         | <b>347,333.1</b>       | <b>19,641.0</b>  | <b>6.0%</b>  |
| <b>Permanent Full Time:</b>                 | <b>991</b>            | <b>1,001</b>           | <b>1,002</b>             | <b>1,003</b>                      | <b>1,002</b>                             | <b>1,008</b>           | <b>5</b>   | <b>0.5%</b>  |
| <b>Permanent Part Time:</b>                 | <b>12</b>             | <b>12</b>              | <b>12</b>                | <b>12</b>                         | <b>12</b>                                | <b>12</b>              | <b>0</b>   | <b>0.0%</b>  |
| <b>Non Permanent:</b>                       | <b>27</b>             | <b>30</b>              | <b>30</b>                | <b>31</b>                         | <b>31</b>                                | <b>34</b>              | <b>3</b>   | <b>9.7%</b>  |
| <b>Total Positions:</b>                     | <b>1,030</b>          | <b>1,043</b>           | <b>1,044</b>             | <b>1,046</b>                      | <b>1,045</b>                             | <b>1,054</b>           | <b>8</b>   | <b>0.8%</b>  |

**Inter-Agency Revenue Summary**  
**Department of Public Safety**  
**Revenue Type Inter-Agency Receipts Only**

Scenario: FY2026 Governor (22363)

| IRIS Revenue Type   | IRIS Revenue Source Code            | Component  | Total          |
|---|-------------------------------------|--|----------------|
| <b>Department of Public Safety Totals:</b>                |                                     |  | <b>5,608.9</b> |
| 5007 I/A Rcpts  | 5301 Inter-Agency Receipts          | Correct - Department-wide                        | 364.5          |
| 5007 I/A Rcpts  | 5301 Inter-Agency Receipts          | Gov - Department-wide                            | 65.9           |
| 5007 I/A Rcpts  | 5301 Inter-Agency Receipts          | H&SS - Department-wide                           | 15.0           |
| 5007 I/A Rcpts  | 5301 Inter-Agency Receipts          | NatRes - Department-wide                         | 135.0          |
| 5007 I/A Rcpts  | 5301 Inter-Agency Receipts          | PubSaf - Administrative Services (525)           | 20.0           |
| 5007 I/A Rcpts  | 5301 Inter-Agency Receipts          | PubSaf - Aircraft Section (2537)                 | 70.0           |
| 5007 I/A Rcpts  | 5301 Inter-Agency Receipts          | PubSaf - AK Bureau of Judicial Svcs (2885)       | 75.0           |
| 5007 I/A Rcpts  | 5301 Inter-Agency Receipts          | PubSaf - AK Fire Standards Council (2428)        | 8.2            |
| 5007 I/A Rcpts  | 5301 Inter-Agency Receipts          | PubSaf - AK Police Standards Council (519)       | 10.0           |
| 5007 I/A Rcpts  | 5301 Inter-Agency Receipts          | PubSaf - AK Public Safety Communic. Svcs (3374)  | 45.0           |
| 5007 I/A Rcpts  | 5301 Inter-Agency Receipts          | PubSaf - AK W-life Troopers Marine Enforc (493)  | 25.0           |
| 5007 I/A Rcpts  | 5301 Inter-Agency Receipts          | PubSaf - Alaska Bureau of Highway Patrol (3073)  | 8.0            |
| 5007 I/A Rcpts  | 5301 Inter-Agency Receipts          | PubSaf - Alaska Bureau of Investigation (2744)   | 120.0          |
| 5007 I/A Rcpts  | 5301 Inter-Agency Receipts          | PubSaf - Alaska Wildlife Troopers (2746)         | 230.0          |
| 5007 I/A Rcpts  | 5301 Inter-Agency Receipts          | PubSaf - AST Detachments (2325)                  | 675.0          |
| 5007 I/A Rcpts  | 5301 Inter-Agency Receipts          | PubSaf - Commissioner's Office (523)             | 20.0           |
| 5007 I/A Rcpts  | 5301 Inter-Agency Receipts          | PubSaf - Crim Just Information Systems (3200)    | 136.9          |
| 5007 I/A Rcpts  | 5301 Inter-Agency Receipts          | PubSaf - Dispatch Services (3346)                | 53.0           |
| 5007 I/A Rcpts  | 5301 Inter-Agency Receipts          | PubSaf - Domestic Viol/Sexual Assault (521)      | 23.6           |
| 5007 I/A Rcpts  | 5301 Inter-Agency Receipts          | PubSaf - DPS State Facilities Rent (2469)        | 1,008.2        |
| 5007 I/A Rcpts  | 5301 Inter-Agency Receipts          | PubSaf - Fire and Life Safety (3051)             | 87.0           |
| 5007 I/A Rcpts  | 5301 Inter-Agency Receipts          | PubSaf - Information Systems (3199)              | 35.8           |
| 5007 I/A Rcpts  | 5301 Inter-Agency Receipts          | PubSaf - Laboratory Services (527)               | 88.0           |
| 5007 I/A Rcpts  | 5301 Inter-Agency Receipts          | PubSaf - Prisoner Transportation (512)           | 700.0          |
| 5007 I/A Rcpts  | 5301 Inter-Agency Receipts          | PubSaf - Rural Trooper Housing (515)             | 969.4          |
| 5007 I/A Rcpts  | 5301 Inter-Agency Receipts          | PubSaf - Search and Rescue (513)                 | 79.0           |
| 5007 I/A Rcpts  | 5301 Inter-Agency Receipts          | PubSaf - Special Projects (1001)                 | 50.1           |
| 5007 I/A Rcpts  | 5301 Inter-Agency Receipts          | PubSaf - SW Drug and Alcohol Enforcement (3052)  | 72.0           |
| 5007 I/A Rcpts  | 5301 Inter-Agency Receipts          | PubSaf - Training Academy (524)                  | 23.0           |
| 5007 I/A Rcpts  | 5301 Inter-Agency Receipts          | PubSaf - Village Public Safety Operations (3047) | 246.1          |
| 5007 I/A Rcpts  | 5301 Inter-Agency Receipts          | PubSaf - Violent Crimes Comp Board (520)         | 8.0            |
| 5007 I/A Rcpts  | 5301 Inter-Agency Receipts          | Rev - Department-wide                            | 6.4            |
| 5007 I/A Rcpts  | 5301 Inter-Agency Receipts          | Trans - Department-wide                          | 133.5          |
| 6220 Crime VCF  | 6892 Crime Victim Compensation Fund | PubSaf - Violent Crimes Comp Board (520)         | 2.3            |
|   | - Miscellaneous                     |  |                |
| <b>RDU: Fire and Life Safety (556)</b>                    |                                     |  | <b>56.2</b>    |
| 5007 I/A Rcpts  | 5301 Inter-Agency Receipts          | PubSaf - AK Fire Standards Council (2428)        | 6.2            |
| 5007 I/A Rcpts  | 5301 Inter-Agency Receipts          | PubSaf - Village Public Safety Operations (3047) | 50.0           |
| <b>Component: Fire and Life Safety (3051)</b>             |                                     |  | <b>50.0</b>    |
| 5007 I/A Rcpts  | 5301 Inter-Agency Receipts          | PubSaf - Village Public Safety Operations (3047) | 50.0           |
| <b>Component: Alaska Fire Standards Council (2428)</b>    |                                     |  | <b>6.2</b>     |
| 5007 I/A Rcpts  | 5301 Inter-Agency Receipts          | PubSaf - AK Fire Standards Council (2428)        | 6.2            |
| <b>RDU: Alaska State Troopers (160)</b>                   |                                     |  | <b>2,515.2</b> |
| 5007 I/A Rcpts  | 5301 Inter-Agency Receipts          | Correct - Department-wide                        | 201.8          |
| 5007 I/A Rcpts  | 5301 Inter-Agency Receipts          | Gov - Department-wide                            | 65.9           |
| 5007 I/A Rcpts  | 5301 Inter-Agency Receipts          | NatRes - Department-wide                         | 135.0          |
| 5007 I/A Rcpts  | 5301 Inter-Agency Receipts          | PubSaf - Prisoner Transportation (512)           | 700.0          |
| 5007 I/A Rcpts  | 5301 Inter-Agency Receipts          | PubSaf - Rural Trooper Housing (515)             | 969.4          |
| 5007 I/A Rcpts  | 5301 Inter-Agency Receipts          | PubSaf - Search and Rescue (513)                 | 79.0           |
| 5007 I/A Rcpts  | 5301 Inter-Agency Receipts          | PubSaf - Special Projects (1001)                 | 38.1           |
| 5007 I/A Rcpts  | 5301 Inter-Agency Receipts          | PubSaf - Village Public Safety Operations (3047) | 186.1          |
| 5007 I/A Rcpts  | 5301 Inter-Agency Receipts          | Rev - Department-wide                            | 6.4            |
| 5007 I/A Rcpts  | 5301 Inter-Agency Receipts          | Trans - Department-wide                          | 133.5          |
| <b>Component: Rural Trooper Housing (515)</b>             |                                     |  | <b>36.0</b>    |
| 5007 I/A Rcpts  | 5301 Inter-Agency Receipts          | PubSaf - Rural Trooper Housing (515)             | 27.5           |
| 5007 I/A Rcpts  | 5301 Inter-Agency Receipts          | Trans - Department-wide                          | 8.5            |
| <b>Component: Alaska State Trooper Detachments (2325)</b> |                                     |  | <b>131.4</b>   |
| 5007 I/A Rcpts  | 5301 Inter-Agency Receipts          | Rev - Department-wide                            | 6.4            |
| 5007 I/A Rcpts  | 5301 Inter-Agency Receipts          | Trans - Department-wide                          | 125.0          |
| <b>Component: Alaska Bureau of Investigation (2744)</b>   |                                     |  | <b>166.8</b>   |

**Inter-Agency Revenue Summary**  
**Department of Public Safety**  
**Revenue Type Inter-Agency Receipts Only**

Scenario: FY2026 Governor (22363)

| IRIS Revenue Type   | IRIS Revenue Source Code                            | Component  | Total          |
|---|---|--|----------------|
| 5007 I/A Rcpts  | 5301 Inter-Agency Receipts                          | Correct - Department-wide                        | 166.8          |
| <b>Component: Aircraft Section (2537)</b>                               |   |  | <b>879.9</b>   |
| 5007 I/A Rcpts  | 5301 Inter-Agency Receipts                          | Correct - Department-wide                        | 35.0           |
| 5007 I/A Rcpts  | 5301 Inter-Agency Receipts                          | Gov - Department-wide                            | 65.9           |
| 5007 I/A Rcpts  | 5301 Inter-Agency Receipts                          | PubSaf - Prisoner Transportation (512)           | 700.0          |
| 5007 I/A Rcpts  | 5301 Inter-Agency Receipts                          | PubSaf - Search and Rescue (513)                 | 79.0           |
| <b>Component: Alaska Wildlife Troopers (2746)</b>                       |   |  | <b>321.1</b>   |
| 5007 I/A Rcpts  | 5301 Inter-Agency Receipts                          | NatRes - Department-wide                         | 135.0          |
| 5007 I/A Rcpts  | 5301 Inter-Agency Receipts                          | PubSaf - Village Public Safety Operations (3047) | 186.1          |
| <b>Component: AST Facility Maintenance and Operations (3536)</b>        |   |  | <b>980.0</b>   |
| 5007 I/A Rcpts  | 5301 Inter-Agency Receipts                          | PubSaf - Rural Trooper Housing (515)             | 941.9          |
| 5007 I/A Rcpts  | 5301 Inter-Agency Receipts                          | PubSaf - Special Projects (1001)                 | 38.1           |
| <b>RDU: Integrated Victim Assistance (738)</b>                          |   |  | <b>180.6</b>   |
| 5007 I/A Rcpts  | 5301 Inter-Agency Receipts                          | Correct - Department-wide                        | 162.7          |
| 5007 I/A Rcpts  | 5301 Inter-Agency Receipts                          | H&SS - Department-wide                           | 15.0           |
| 5007 I/A Rcpts  | 5301 Inter-Agency Receipts                          | PubSaf - Domestic Viol/Sexual Assault (521)      | 0.6            |
| 6220 Crime VCF  | 6892 Crime Victim Compensation Fund - Miscellaneous | PubSaf - Violent Crimes Comp Board (520)         | 2.3            |
| <b>Component: Council on Domestic Violence and Sexual Assault (521)</b> |   |  | <b>178.3</b>   |
| 5007 I/A Rcpts  | 5301 Inter-Agency Receipts                          | Correct - Department-wide                        | 162.7          |
| 5007 I/A Rcpts  | 5301 Inter-Agency Receipts                          | H&SS - Department-wide                           | 15.0           |
| 5007 I/A Rcpts  | 5301 Inter-Agency Receipts                          | PubSaf - Domestic Viol/Sexual Assault (521)      | 0.6            |
| <b>Component: IVA Facility Maintenance and Operations (3539)</b>        |   |  | <b>2.3</b>     |
| 6220 Crime VCF  | 6892 Crime Victim Compensation Fund - Miscellaneous | PubSaf - Violent Crimes Comp Board (520)         | 2.3            |
| <b>RDU: Statewide Support (165)</b>                                     |   |  | <b>2,856.9</b> |
| 5007 I/A Rcpts  | 5301 Inter-Agency Receipts                          | PubSaf - Administrative Services (525)           | 20.0           |
| 5007 I/A Rcpts  | 5301 Inter-Agency Receipts                          | PubSaf - Aircraft Section (2537)                 | 70.0           |
| 5007 I/A Rcpts  | 5301 Inter-Agency Receipts                          | PubSaf - AK Bureau of Judicial Svcs (2885)       | 75.0           |
| 5007 I/A Rcpts  | 5301 Inter-Agency Receipts                          | PubSaf - AK Fire Standards Council (2428)        | 2.0            |
| 5007 I/A Rcpts  | 5301 Inter-Agency Receipts                          | PubSaf - AK Police Standards Council (519)       | 10.0           |
| 5007 I/A Rcpts  | 5301 Inter-Agency Receipts                          | PubSaf - AK Public Safety Communic. Svcs (3374)  | 45.0           |
| 5007 I/A Rcpts  | 5301 Inter-Agency Receipts                          | PubSaf - AK W-life Troopers Marine Enforc (493)  | 25.0           |
| 5007 I/A Rcpts  | 5301 Inter-Agency Receipts                          | PubSaf - Alaska Bureau of Highway Patrol (3073)  | 8.0            |
| 5007 I/A Rcpts  | 5301 Inter-Agency Receipts                          | PubSaf - Alaska Bureau of Investigation (2744)   | 120.0          |
| 5007 I/A Rcpts  | 5301 Inter-Agency Receipts                          | PubSaf - Alaska Wildlife Troopers (2746)         | 230.0          |
| 5007 I/A Rcpts  | 5301 Inter-Agency Receipts                          | PubSaf - AST Detachments (2325)                  | 675.0          |
| 5007 I/A Rcpts  | 5301 Inter-Agency Receipts                          | PubSaf - Commissioner's Office (523)             | 20.0           |
| 5007 I/A Rcpts  | 5301 Inter-Agency Receipts                          | PubSaf - Crim Just Information Systems (3200)    | 136.9          |
| 5007 I/A Rcpts  | 5301 Inter-Agency Receipts                          | PubSaf - Dispatch Services (3346)                | 53.0           |
| 5007 I/A Rcpts  | 5301 Inter-Agency Receipts                          | PubSaf - Domestic Viol/Sexual Assault (521)      | 23.0           |
| 5007 I/A Rcpts  | 5301 Inter-Agency Receipts                          | PubSaf - DPS State Facilities Rent (2469)        | 1,008.2        |
| 5007 I/A Rcpts  | 5301 Inter-Agency Receipts                          | PubSaf - Fire and Life Safety (3051)             | 87.0           |
| 5007 I/A Rcpts  | 5301 Inter-Agency Receipts                          | PubSaf - Information Systems (3199)              | 35.8           |
| 5007 I/A Rcpts  | 5301 Inter-Agency Receipts                          | PubSaf - Laboratory Services (527)               | 88.0           |
| 5007 I/A Rcpts  | 5301 Inter-Agency Receipts                          | PubSaf - Special Projects (1001)                 | 12.0           |
| 5007 I/A Rcpts  | 5301 Inter-Agency Receipts                          | PubSaf - SW Drug and Alcohol Enforcement (3052)  | 72.0           |
| 5007 I/A Rcpts  | 5301 Inter-Agency Receipts                          | PubSaf - Training Academy (524)                  | 23.0           |
| 5007 I/A Rcpts  | 5301 Inter-Agency Receipts                          | PubSaf - Village Public Safety Operations (3047) | 10.0           |
| 5007 I/A Rcpts  | 5301 Inter-Agency Receipts                          | PubSaf - Violent Crimes Comp Board (520)         | 8.0            |
| <b>Component: Commissioner's Office (523)</b>                           |   |  | <b>611.0</b>   |
| 5007 I/A Rcpts  | 5301 Inter-Agency Receipts                          | PubSaf - Administrative Services (525)           | 20.0           |
| 5007 I/A Rcpts  | 5301 Inter-Agency Receipts                          | PubSaf - Aircraft Section (2537)                 | 20.0           |
| 5007 I/A Rcpts  | 5301 Inter-Agency Receipts                          | PubSaf - AK Bureau of Judicial Svcs (2885)       | 25.0           |
| 5007 I/A Rcpts  | 5301 Inter-Agency Receipts                          | PubSaf - AK Fire Standards Council (2428)        | 1.0            |
| 5007 I/A Rcpts  | 5301 Inter-Agency Receipts                          | PubSaf - AK Police Standards Council (519)       | 5.0            |
| 5007 I/A Rcpts  | 5301 Inter-Agency Receipts                          | PubSaf - AK Public Safety Communic. Svcs (3374)  | 15.0           |
| 5007 I/A Rcpts  | 5301 Inter-Agency Receipts                          | PubSaf - AK W-life Troopers Marine Enforc (493)  | 10.0           |
| 5007 I/A Rcpts  | 5301 Inter-Agency Receipts                          | PubSaf - Alaska Bureau of Highway Patrol (3073)  | 5.0            |
| 5007 I/A Rcpts  | 5301 Inter-Agency Receipts                          | PubSaf - Alaska Bureau of Investigation (2744)   | 40.0           |
| 5007 I/A Rcpts  | 5301 Inter-Agency Receipts                          | PubSaf - Alaska Wildlife Troopers (2746)         | 80.0           |



**Inter-Agency Revenue Summary**  
**Department of Public Safety**  
**Revenue Type Inter-Agency Receipts Only**

Scenario: FY2026 Governor (22363)

| IRIS Revenue Type  | IRIS Revenue Source Code   | Component  | Total          |
|--|----------------------------|--|----------------|
| 5007 I/A Rcpts   | 5301 Inter-Agency Receipts | PubSaf - AST Detachments (2325)                  | 225.0          |
| 5007 I/A Rcpts   | 5301 Inter-Agency Receipts | PubSaf - Crim Just Information Systems (3200)    | 30.0           |
| 5007 I/A Rcpts   | 5301 Inter-Agency Receipts | PubSaf - Dispatch Services (3346)                | 20.0           |
| 5007 I/A Rcpts   | 5301 Inter-Agency Receipts | PubSaf - Domestic Viol/Sexual Assault (521)      | 10.0           |
| 5007 I/A Rcpts   | 5301 Inter-Agency Receipts | PubSaf - Fire and Life Safety (3051)             | 20.0           |
| 5007 I/A Rcpts   | 5301 Inter-Agency Receipts | PubSaf - Information Systems (3199)              | 10.0           |
| 5007 I/A Rcpts   | 5301 Inter-Agency Receipts | PubSaf - Laboratory Services (527)               | 30.0           |
| 5007 I/A Rcpts   | 5301 Inter-Agency Receipts | PubSaf - Special Projects (1001)                 | 5.0            |
| 5007 I/A Rcpts   | 5301 Inter-Agency Receipts | PubSaf - SW Drug and Alcohol Enforcement (3052)  | 20.0           |
| 5007 I/A Rcpts   | 5301 Inter-Agency Receipts | PubSaf - Training Academy (524)                  | 10.0           |
| 5007 I/A Rcpts   | 5301 Inter-Agency Receipts | PubSaf - Village Public Safety Operations (3047) | 5.0            |
| 5007 I/A Rcpts   | 5301 Inter-Agency Receipts | PubSaf - Violent Crimes Comp Board (520)         | 5.0            |
| <b>Component: Administrative Services (525)</b>                  |                            |  | <b>1,210.0</b> |
| 5007 I/A Rcpts   | 5301 Inter-Agency Receipts | PubSaf - Aircraft Section (2537)                 | 50.0           |
| 5007 I/A Rcpts   | 5301 Inter-Agency Receipts | PubSaf - AK Bureau of Judicial Svcs (2885)       | 50.0           |
| 5007 I/A Rcpts   | 5301 Inter-Agency Receipts | PubSaf - AK Fire Standards Council (2428)        | 1.0            |
| 5007 I/A Rcpts   | 5301 Inter-Agency Receipts | PubSaf - AK Police Standards Council (519)       | 5.0            |
| 5007 I/A Rcpts   | 5301 Inter-Agency Receipts | PubSaf - AK Public Safety Communic. Svcs (3374)  | 30.0           |
| 5007 I/A Rcpts   | 5301 Inter-Agency Receipts | PubSaf - AK W-life Troopers Marine Enforc (493)  | 15.0           |
| 5007 I/A Rcpts   | 5301 Inter-Agency Receipts | PubSaf - Alaska Bureau of Highway Patrol (3073)  | 3.0            |
| 5007 I/A Rcpts   | 5301 Inter-Agency Receipts | PubSaf - Alaska Bureau of Investigation (2744)   | 80.0           |
| 5007 I/A Rcpts   | 5301 Inter-Agency Receipts | PubSaf - Alaska Wildlife Troopers (2746)         | 150.0          |
| 5007 I/A Rcpts   | 5301 Inter-Agency Receipts | PubSaf - AST Detachments (2325)                  | 450.0          |
| 5007 I/A Rcpts   | 5301 Inter-Agency Receipts | PubSaf - Commissioner's Office (523)             | 20.0           |
| 5007 I/A Rcpts   | 5301 Inter-Agency Receipts | PubSaf - Crim Just Information Systems (3200)    | 85.0           |
| 5007 I/A Rcpts   | 5301 Inter-Agency Receipts | PubSaf - Dispatch Services (3346)                | 33.0           |
| 5007 I/A Rcpts   | 5301 Inter-Agency Receipts | PubSaf - Domestic Viol/Sexual Assault (521)      | 13.0           |
| 5007 I/A Rcpts   | 5301 Inter-Agency Receipts | PubSaf - Fire and Life Safety (3051)             | 67.0           |
| 5007 I/A Rcpts   | 5301 Inter-Agency Receipts | PubSaf - Information Systems (3199)              | 20.0           |
| 5007 I/A Rcpts   | 5301 Inter-Agency Receipts | PubSaf - Laboratory Services (527)               | 58.0           |
| 5007 I/A Rcpts   | 5301 Inter-Agency Receipts | PubSaf - Special Projects (1001)                 | 7.0            |
| 5007 I/A Rcpts   | 5301 Inter-Agency Receipts | PubSaf - SW Drug and Alcohol Enforcement (3052)  | 52.0           |
| 5007 I/A Rcpts   | 5301 Inter-Agency Receipts | PubSaf - Training Academy (524)                  | 13.0           |
| 5007 I/A Rcpts   | 5301 Inter-Agency Receipts | PubSaf - Village Public Safety Operations (3047) | 5.0            |
| 5007 I/A Rcpts   | 5301 Inter-Agency Receipts | PubSaf - Violent Crimes Comp Board (520)         | 3.0            |
| <b>Component: SWS Facility Maintenance and Operations (3465)</b> |                            |  | <b>1,035.9</b> |
| 5007 I/A Rcpts   | 5301 Inter-Agency Receipts | PubSaf - Crim Just Information Systems (3200)    | 21.9           |
| 5007 I/A Rcpts   | 5301 Inter-Agency Receipts | PubSaf - DPS State Facilities Rent (2469)        | 1,008.2        |
| 5007 I/A Rcpts   | 5301 Inter-Agency Receipts | PubSaf - Information Systems (3199)              | 5.8            |