

# **State of Alaska FY2026 Governor's Operating Budget**

## **Department of Public Safety Fire and Life Safety Component Budget Summary**

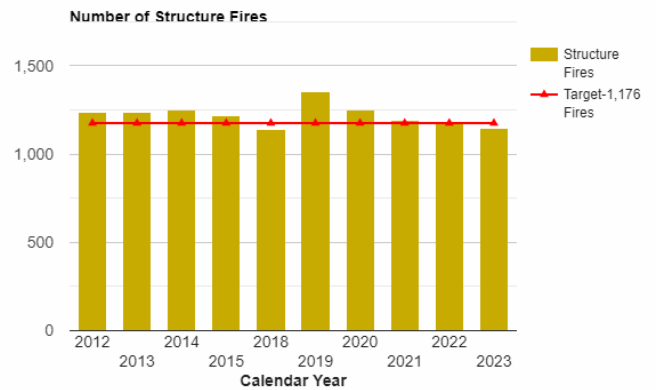
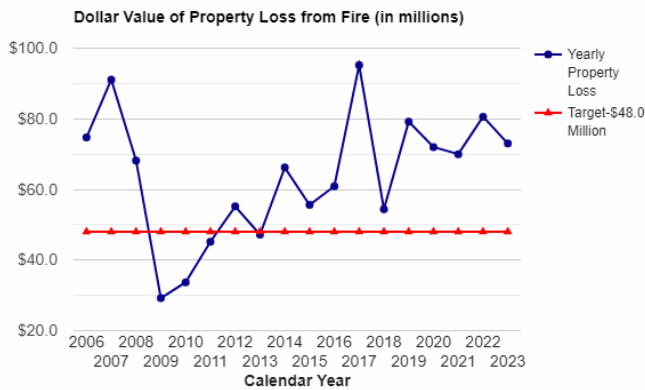
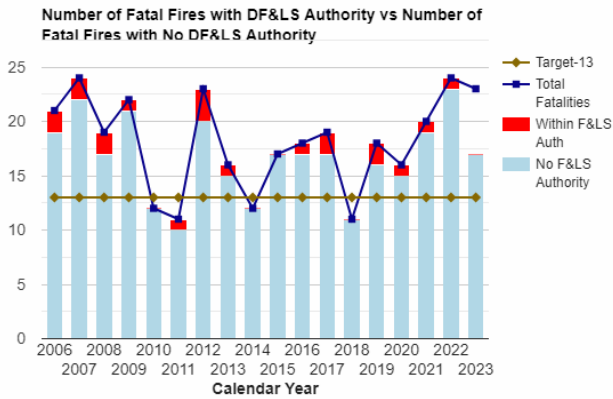
# Component: Fire and Life Safety

## Contribution to Department's Mission

Prevent the loss of life and property from fire and explosion.

## Results

(Additional performance information is available on the web at <https://omb.alaska.gov/results>.)



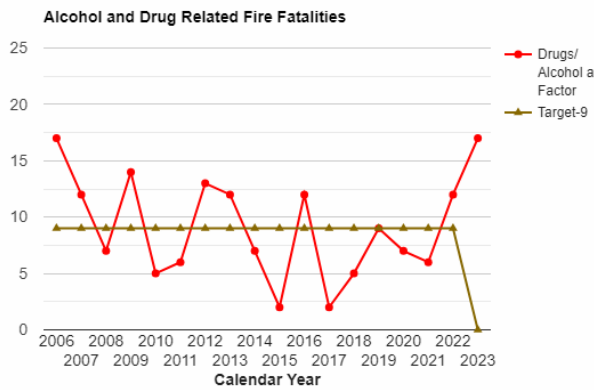
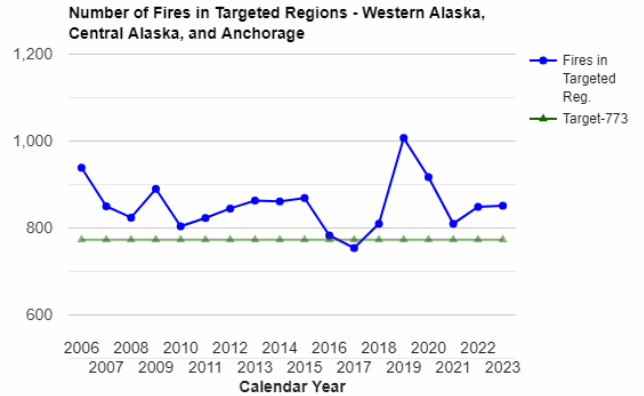
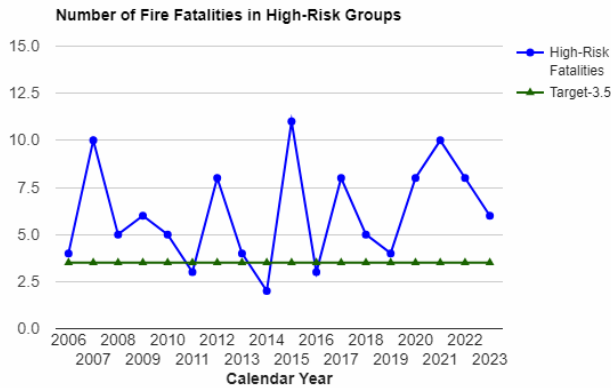
## Core Services

- Fire training programs and public education.
- Fire and life safety inspections.
- Building plan review for code compliance.

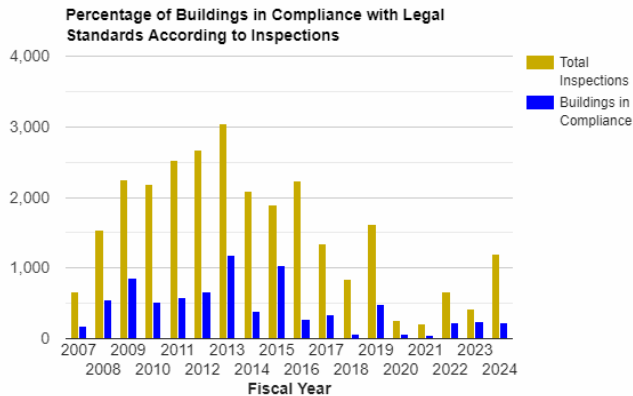
## Measures by Core Service

(Additional performance information is available on the web at <https://omb.alaska.gov/results>.)

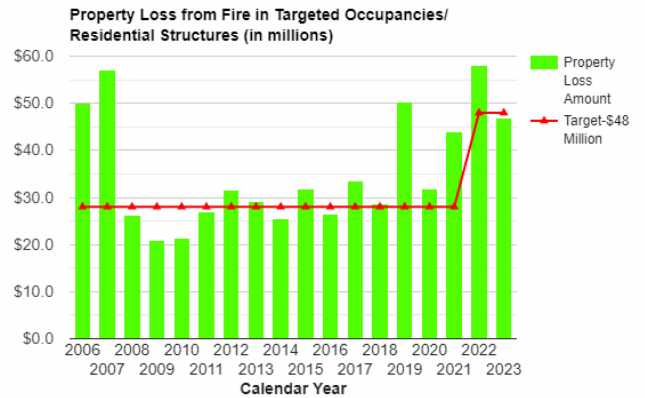
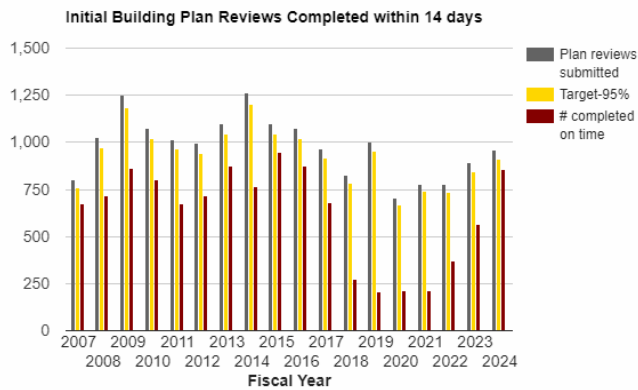
### 1. Fire training programs and public education.



### 2. Fire and life safety inspections.



### 3. Building plan review for code compliance.



### Major Component Accomplishments in 2024

The division conducted 1202 building fire and life safety inspections statewide. There were 5852 follow-up communication actions in support of the 1202 fire and life safety inspections with 219 fire and life safety inspections found in full compliance. The Trans Alaska Pipeline Fire Safety Specialist performed annual fire and life safety inspections for 214 buildings with 196 buildings in compliance, and tracked 995 fire systems, maintaining a 99.3 percent in-service rate. Overall the Fire and Life Safety’s code compliance rate was 35 percent, exceeding the goal of 30 percent.

The division received and completed 961 Fire and Building Plan Reviews, 23 Application for Modifications, 116 applications for the Alcohol Marijuana Control Office, and 35 Impairment Plans. With the addition of two positions, the Plan Review Bureau reduced the Building and Fire code plan review by over 33 percent, attaining a 14-day completion rate of 95 percent during this period.

The division investigated 41 significant fires involving fatalities and/or significant damage outside of deferral jurisdictions.

The division provided 38 various levels of fire training classes to students from urban and rural communities to industry-based personnel.

The division piloted and made available revisions of the rural fire protection program statewide.

The division piloted fire training for the Village Public Safety Officers (VPSO) program in Kotzebue and Bethel.

The division provided direct and indirect fire safety education presentations to Alaska groups through participation in inspections, educational briefings, radio advertising, local television, and social media platforms. ‘Train the Trainer’ efforts were conducted by providing educational material, early warning smoke and carbon monoxide alarms, and training to local fire departments whose staff are then able to present the information to their communities.

The division partnered with the Northwest Arctic Borough, providing staff and expertise in Noorvik and Shungnak, providing training and placement of smoke alarms in nearly every residence.

The division provided incidental and formal technical assistance to fire departments and communities throughout the state.

The division received, processed, and reported 87,411 fire and emergency incident reports from 157 fire departments across the state. These reports were incorporated into the national fire incident reporting database. Feedback reports based on these statistics were then supplied to departments and user groups and were published in the annual “Fire

in Alaska” report.

The division provided fire extinguisher maintenance and inspection knowledge testing, fire alarm and suppression system maintenance, inspection and design licensing, and firework pyrotechnic operator and firework retail sales permits which resulted in the issuance of 294 permits.

The division provided testimony and technical resources supporting the passage of HB 146 Regulation of Fireworks, updating a decades old statute governing fireworks.

## **Key Component Challenges**

The Life Safety Inspection Bureau is authorized eight Deputy Fire Marshal positions, with seven currently filled. Recruitment difficulties persist, and the department plans to recruit across multiple duty stations to fill the vacant southeast position.

Alaska has a history of high fire loss, and the state has seen an overall increase in civilian fire-related fatalities. Residential fires remain the most common type of structure fire in Alaska. However, the Division of Fire and Life Safety lacks authority to enforce safety requirements for single-family residents. Without incorporating inherent safety measures from residential building codes, fire fatalities are likely to continue. Additionally, the division has no authority to enforce codes related to a fatal vehicle fire that contributed to fire deaths. Alcohol and drugs remain leading contributors to fire-related fatalities, with the ratio of fire deaths linked to substance use remaining constant. The division’s public education efforts continue to emphasize personal responsibility, but reaching high-risk groups and areas cost-effectively remains a challenge.

The Bureau of Fire Accreditation, Standards and Training (BFAST) provides a wide range of training, education, and risk management support to all fire departments and emergency response elements across Alaska. BFAST remains the primary source of Fire Service technical assistance and training.

Many rural fire departments still require essential support in equipment, public education, and training. Most small rural fire departments lack fully qualified personnel to manage emergency response operations, which combined with insufficient equipment, poses significant challenge. The division faces an absence of relevant national fire standards within rural communities and the Village Public Safety Officer program. Data indicates that most rural fire departments are unable to meet current interpretations of National Consensus Standards, preventing them from accessing essential emergency support through grant funding sources.

The Plan Review Bureau’s electronic database is not web-based, limiting the efficiency of handling applications, payments, digital plan reviews, permitting, and inspection processes. The lack of an offline solution that synchronizes with the online system further complicates the process, especially with increased teleworking due to space constraints at the DPS Anchorage Headquarters. The division is collaborating with a contractor to implement a digital plan review, permitting, and mobile solution to streamline services for customers, architects, engineers, contractors, and reviewers.

## **Significant Changes in Results to be Delivered in FY2026**

The majority of fire-related deaths occur in residential occupancies. The primary strategy to prevent these fatalities is through public fire education. The Division of Fire and Life Safety will continue focusing its educational materials on personal responsibility, aiming to raise public awareness and reduce residential fires. Given fiscal restraints constraints, the BFAST will aggressively pursue alternative funding sources, including cost-sharing partnerships with organizations and local communities. These funds will support fire safety education, resource materials, smoke alarms, carbon monoxide detectors, and training opportunities for rural fire department personnel with the ultimate goal of enabling home safety inspections at the local level.

A divisional review indicates that maintaining a high level of media visibility may help reduce fire deaths. The division will continue issuing recurring media releases and leverage radio, internet, social media platforms, and television to promote fire safety and prevention awareness. Social media outreach will focus on the Alaska State Fire Marshal page to disseminate divisional information effectively.

Fire and Life Safety will maintain its support and training efforts for fire service personnel statewide.

The BFAST will continue to provide emergency responder support for fire training activities, firefighter professional qualifications, and fire department accreditation. Operational targets will streamline fire department accreditation and enhance efficiency between state fire training and certification testing, such as electronic course registration and certification application submission, transitioning to online testing and introducing self-assessment and audit processes. Through the Division's Community Risk Reduction (CRR) plan, BFAST will develop and implement Alaska specific processes for conducting CRR assessments as part of ongoing technical support to fire departments and local communities of all sizes. Additionally, in FY2025, the Office of Rural Fire Protection was elevated to a Bureau level function, expanding its scope and improving outreach effectiveness across rural Alaska.

As more local fire departments gain the capacity to deliver their own training, the number of entry-level firefighting courses offered by the division will decrease. The division will prioritize advanced technical and specialty firefighting courses that are not available at the fire department level. The Mobile Fire Training Simulator will meet specialized needs by providing training and certification.

In FY2026, the division will continue to provide training to emphasize firefighter safety and survival, incorporating this training into basic firefighting elements and fire service leadership.

The accreditation audit process for fire departments is being revised to streamline the administrative oversight and address pending or overdue audits effectively.

Fire inspections will remain a top priority for the Life Safety Inspection Bureau (LSIB). With eight Deputy Fire Marshals (DFMs) employed, LSIB aims to reduce the backlog of fire inspections statewide, targeting a two-year inspection cycle subject to funding and DFM retention.

The number of fire fatalities among high-risk groups will remain a top priority for the division. Public education, fire and life safety inspections, and rural fire protection training will continue to decrease fire fatalities within high-risk groups and contribute to the overall decline of the statewide fire fatality rate.

The Plan Review Bureau is responsible for ensuring that buildings meet minimum fire and life safety standards. This involves reviewing construction designs and implementing construction inspections valued at over \$5 million to verify compliance with reviewed plans and issue certificates of occupancy.

## **Statutory and Regulatory Authority**

Arson Information (AS 21.89.050)  
Criminal Law (AS 11.46.400-490)  
Fire Prevention (AS 18.70.010 - 18.70.300)  
Reporting of Certain Injuries (AS 08.64.369)  
State Regulation of Fireworks (AS 18.72.010 - 18.72.060)  
Fire Protection Systems Permits (13AAC 50.035)  
Fire Prevention and Education (AS 18.70.010)  
Fire Training (AS 18.70.010)  
Fire Department Registration (AS 18.70.075)  
Fire Service Operations (13 AAC Chapter 52)

<b>Contact Information</b>
<p><b>Contact:</b> Dianna Thornton, Administrative Services Director <b>Phone:</b> (907) 465-5501 <b>E-mail:</b> dianna.thornton@alaska.gov</p>

Fire and Life Safety Personal Services Information				
Authorized Positions			Personal Services Costs	
	FY2025 Management Plan	FY2026 Governor		
Full-time	31	30	Annual Salaries	2,810,266
Part-time	0	0	COLA	167,116
Nonpermanent	0	0	Premium Pay	158,897
			Annual Benefits	1,903,056
			<i>Less 2.00% Vacancy Factor</i>	<i>(100,787)</i>
			Lump Sum Premium Pay	0
<b>Totals</b>	<b>31</b>	<b>30</b>	<b>Total Personal Services</b>	<b>4,938,548</b>

Position Classification Summary					
Job Class Title	Anchorage	Fairbanks	Juneau	Others	Total
Administrative Assistant 1	2	0	0	0	2
Administrative Assistant 3	1	0	0	0	1
Assistant State Fire Marshal	1	0	0	0	1
Building Plans Examiner 1	6	0	0	0	6
Building Plans Examiner 2	1	0	0	0	1
Deputy Fire Marshal 2	4	2	1	0	7
Deputy Fire Marshal 3	1	0	0	0	1
Division Director - Px	1	0	0	0	1
Fire Training Administrator	1	0	0	0	1
Fire Training Specialist	3	0	1	0	4
Office Assistant 2	2	0	1	0	3
Statistical Technician 2	1	0	0	0	1
Tap Fr Sft Spec	1	0	0	0	1
<b>Totals</b>	<b>25</b>	<b>2</b>	<b>3</b>	<b>0</b>	<b>30</b>

**Component Detail All Funds**  
**Department of Public Safety**

**Component:** Fire and Life Safety (3051)  
**RDU:** Fire and Life Safety (556)

Non-Formula Component

	<b>FY2024 Actuals</b>	<b>FY2025 Enrolled</b>	<b>FY2025 Authorized</b>	<b>FY2025 Management Plan</b>	<b>FY2026 Governor Adjusted Base</b>	<b>FY2026 Governor</b>	<b>FY2025 Management Plan vs FY2026 Governor</b>	
1000 Personal Services	3,893.9	4,613.9	4,632.1	4,812.2	4,938.5	4,938.5	126.3	2.6%
2000 Travel	187.5	313.4	313.4	499.3	499.3	499.3	0.0	0.0%
3000 Services	646.0	1,528.9	1,528.9	1,162.6	1,102.1	1,102.1	-60.5	-5.2%
4000 Commodities	369.3	517.9	517.9	518.2	517.2	517.2	-1.0	-0.2%
5000 Capital Outlay	67.8	76.6	76.6	76.6	76.6	76.6	0.0	0.0%
7000 Grants, Benefits	0.0	0.0	0.0	0.0	0.0	0.0	0.0	0.0%
8000 Miscellaneous	0.0	0.0	0.0	0.0	0.0	0.0	0.0	0.0%
<b>Totals</b>	<b>5,164.5</b>	<b>7,050.7</b>	<b>7,068.9</b>	<b>7,068.9</b>	<b>7,133.7</b>	<b>7,133.7</b>	<b>64.8</b>	<b>0.9%</b>
<b>Fund Sources:</b>								
1002 Fed Rcpts (Fed)	13.2	500.0	500.0	500.0	500.0	500.0	0.0	0.0%
1004 Gen Fund (UGF)	4,659.9	4,949.6	4,967.5	4,967.5	5,005.9	5,005.9	38.4	0.8%
1005 GF/Prgm (DGF)	364.8	1,398.6	1,398.9	1,398.9	1,423.9	1,423.9	25.0	1.8%
1007 I/A Rcpts (Other)	126.6	202.5	202.5	202.5	203.9	203.9	1.4	0.7%
<b>Unrestricted General (UGF)</b>	<b>4,659.9</b>	<b>4,949.6</b>	<b>4,967.5</b>	<b>4,967.5</b>	<b>5,005.9</b>	<b>5,005.9</b>	<b>38.4</b>	<b>0.8%</b>
<b>Designated General (DGF)</b>	<b>364.8</b>	<b>1,398.6</b>	<b>1,398.9</b>	<b>1,398.9</b>	<b>1,423.9</b>	<b>1,423.9</b>	<b>25.0</b>	<b>1.8%</b>
<b>Other Funds</b>	<b>126.6</b>	<b>202.5</b>	<b>202.5</b>	<b>202.5</b>	<b>203.9</b>	<b>203.9</b>	<b>1.4</b>	<b>0.7%</b>
<b>Federal Funds</b>	<b>13.2</b>	<b>500.0</b>	<b>500.0</b>	<b>500.0</b>	<b>500.0</b>	<b>500.0</b>	<b>0.0</b>	<b>0.0%</b>
<b>Positions:</b>								
Permanent Full Time	31	31	31	31	30	30	-1	-3.2%
Permanent Part Time	0	0	0	0	0	0	0	0.0%
Non Permanent	0	0	0	0	0	0	0	0.0%



**Change Record Detail - Multiple Scenarios with Descriptions**  
**Department of Public Safety**

**Component:** Fire and Life Safety (3051)  
**RDU:** Fire and Life Safety (556)

Scenario/Change Record Title	Trans Type	Totals	Personal Services	Travel	Services	Commodities	Capital Outlay	Grants, Benefits	Miscellaneous	Positions		NP
										PFT	PPT	
***** Changes From FY2025 Enrolled To FY2025 Authorized *****												
<b>FY2025 Enrolled</b>	Enrolled	7,050.7	4,613.9	313.4	1,528.9	517.9	76.6	0.0	0.0	31	0	0
1002 Fed Rcpts		500.0										
1004 Gen Fund		4,949.6										
1005 GF/Prgm		1,398.6										
1007 I/A Rcpts		202.5										
<b>Compensation for Certain State Employees Ch5 SLA2024 (SB259) (Sec2 Ch7 SLA2024 P56 L06 (HB268))</b>												
	FisNot	7.5	7.5	0.0	0.0	0.0	0.0	0.0	0.0	0	0	0
1004 Gen Fund		7.4										
1005 GF/Prgm		0.1										
One salary step adjustment for employees not covered by a collective bargaining agreement.: \$7.5												
<b>Compensation for Certain State Employees Ch5 SLA2024 (SB259) (Sec2 Ch7 SLA2024 P56 L06 (HB268))</b>												
	FisNot	10.7	10.7	0.0	0.0	0.0	0.0	0.0	0.0	0	0	0
1004 Gen Fund		10.5										
1005 GF/Prgm		0.2										
Five percent cost of living adjustment for employees not covered by a collective bargaining unit.: \$10.7												
<b>Subtotal</b>		<b>7,068.9</b>	<b>4,632.1</b>	<b>313.4</b>	<b>1,528.9</b>	<b>517.9</b>	<b>76.6</b>	<b>0.0</b>	<b>0.0</b>	<b>31</b>	<b>0</b>	<b>0</b>
***** Changes From FY2025 Authorized To FY2025 Management Plan *****												
<b>Align Authority with Anticipated Expenditures</b>	LIT	0.0	180.1	185.9	-366.3	0.3	0.0	0.0	0.0	0	0	0
Transfer authority from services for anticipated personal services, travel, and commodities costs. The remaining services authority is sufficient to cover anticipated expenditures.												
<b>Subtotal</b>		<b>7,068.9</b>	<b>4,812.2</b>	<b>499.3</b>	<b>1,162.6</b>	<b>518.2</b>	<b>76.6</b>	<b>0.0</b>	<b>0.0</b>	<b>31</b>	<b>0</b>	<b>0</b>
***** Changes From FY2025 Management Plan To FY2026 Governor Adjusted Base *****												
<b>FY2026 Salary, Health Insurance, and Retirement Increases</b>	SalAdj	229.7	229.7	0.0	0.0	0.0	0.0	0.0	0.0	0	0	0
1004 Gen Fund		203.3										
1005 GF/Prgm		25.0										
1007 I/A Rcpts		1.4										
Salary, health and retirement increases: \$229.7												

**Change Record Detail - Multiple Scenarios with Descriptions**  
**Department of Public Safety**

**Component:** Fire and Life Safety (3051)  
**RDU:** Fire and Life Safety (556)

Scenario/Change Record Title	Trans Type	Totals	Personal Services	Travel	Services	Commodities	Capital Outlay	Grants, Benefits	Miscellaneous	Positions		NP
										PFT	PPT	
AlaskaCare increase from \$1908 to \$2030.11 per member per month: \$7.0												
FY2026 APEA (non-law enforcement) 3% cost of living adjustment: \$14.2												
FY2026 APEA (law enforcement) 5.5% cost of living adjustment: \$9.7												
FY2026 PSEA (DPS) 10% cost of living adjustment: \$142.3												
FY2026 3% cost of living adjustment for employees not covered by a collective bargaining agreement: \$7.0												
FY2026 PERS rate adjustment from 26.76% to 28.33%: \$49.5												
<b>Transfer Administrative Assistant 3 to Victim Services Administration and Support for Program Alignment</b>												
1004 Gen Fund	Trout	-120.4	-103.4	0.0	-16.0	-1.0	0.0	0.0	0.0	-1	0	0
Transfer full-time Administrative Assistant 3 (122121), range 15, located in Anchorage, to Victim Services Administration and Support to ensure that staff dedicated to domestic violence and sexual assault training and victim support can perform their primary programmatic duties.												
<b>Transfer Authority to Fire and Life Safety (FLS) Facility Maintenance and Operations to Adhere to AS 37.07.020(e)</b>												
1004 Gen Fund	Trout	-44.5	0.0	0.0	-44.5	0.0	0.0	0.0	0.0	0	0	0
Transfer services authority to the Fire and Life Safety Facility Maintenance and Operations to adhere to Alaska Statute 37.07.020(e) Annual Facility Maintenance, Operations, and Repairs.												
<b>Subtotal</b>		<b>7,133.7</b>	<b>4,938.5</b>	<b>499.3</b>	<b>1,102.1</b>	<b>517.2</b>	<b>76.6</b>	<b>0.0</b>	<b>0.0</b>	<b>30</b>	<b>0</b>	<b>0</b>
*****		<b>Changes From FY2026 Governor Adjusted Base To FY2026 Governor</b>										*****
<b>Totals</b>		<b>7,133.7</b>	<b>4,938.5</b>	<b>499.3</b>	<b>1,102.1</b>	<b>517.2</b>	<b>76.6</b>	<b>0.0</b>	<b>0.0</b>	<b>30</b>	<b>0</b>	<b>0</b>

**Line Item Detail (1676)**  
**Department of Public Safety**  
**Travel**

**Component:** Fire and Life Safety (3051)

<b>Line Number</b>	<b>Line Name</b>		<b>FY2024 Actuals</b>	<b>FY2025 Management Plan</b>	<b>FY2026 Governor</b>
2000	Travel		187.5	499.3	499.3
<b>Object Class</b>	<b>Servicing Agency</b>	<b>Explanation</b>	<b>FY2024 Actuals</b>	<b>FY2025 Management Plan</b>	<b>FY2026 Governor</b>
<b>2000 Travel Detail Totals</b>			<b>187.5</b>	<b>499.3</b>	<b>499.3</b>
2000	In-State Employee Travel	Travel to conduct statewide life safety inspections, fire investigations, complaint and field construction review, meeting attendance and training or instruction.	150.8	359.3	359.3
2001	In-State Non-Employee Travel	Travel for non-employee instructors and students to attend fire training.	23.2	15.0	15.0
2002	Out of State Employee Travel	Travel to attend Fire Safety related conferences or training sessions outside Alaska.	12.9	125.0	125.0
2003	Out of State Non-Employee Travel	Non-employee travel outside of the state	0.6	0.0	0.0

**Line Item Detail (1676)**  
**Department of Public Safety**  
**Services**

**Component:** Fire and Life Safety (3051)

Line Number	Line Name		FY2024 Actuals	FY2025 Management Plan	FY2026 Governor
3000	Services		646.0	1,162.6	1,102.1
Object Class	Servicing Agency	Explanation	FY2024 Actuals	FY2025 Management Plan	FY2026 Governor
<b>3000 Services Detail Totals</b>			<b>646.0</b>	<b>1,162.6</b>	<b>1,102.1</b>
3000	Education Services	Registration fees for fire training conferences and courses; proctor fees for fire course testing; dues to professional and national organizations.	30.9	0.0	100.0
3001	Financial Services	Bank fees to process credit card payments for plan review or training fees.	0.1	1.0	1.0
3003	Information Technology	Professional services related to the online plans review system or software licensing and maintenance.	11.9	20.0	20.0
3004	Telecommunications	Telephone or cell phone charges.	16.6	30.0	30.0
3005	Health Services	Miscellaneous first aid supplies.	0.0	1.0	1.0
3006	Delivery Services	Freight, courier or postage.	21.6	35.0	40.0
3007	Advertising and Promotions	Fire safety public promotions or regulation change announcements.	1.3	5.0	5.0
3008	Utilities	Office utilities.	11.2	20.0	0.0
3009	Structure/Infrastructure/Land	Minor office repair, space rental costs.	9.4	10.0	0.0
3009	Structure/Infrastructure/Land	Lease agreement and moving costs for Anchorage office space.	0.0	200.3	0.0
3010	Equipment/Machinery	Maintenance and equipment repair or copier leases.	17.5	20.0	0.0
3011	Other Services	Honorariums paid to outside instructors, printing of registration packets, fire incident reports, burn	28.3	30.0	100.0

**Line Item Detail (1676)**  
**Department of Public Safety**  
**Services**

**Component:** Fire and Life Safety (3051)

Object Class	Servicing Agency	Explanation	FY2024 Actuals	FY2025 Management Plan	FY2026 Governor
<b>3000 Services Detail Totals</b>			<b>646.0</b>	<b>1,162.6</b>	<b>1,102.1</b>
		and injury reports, fire service directories, administrative codes or training document costs.			
3017	Inter-Agency Information Technology Non-Telecommunications	Admin - Department-wide Computer services enterprise productivity rate and other non-telecommunications services provided by the Office of Information Technology.	188.7	324.8	324.8
3017	Inter-Agency Information Technology Non-Telecommunications	Law - Department-wide Legal review for code or regulation adoption.	0.0	8.0	8.0
3017	Inter-Agency Information Technology Non-Telecommunications	PubSaf - Information Systems (3199) Non-telecommunications (LAN/WAN & APSIN).	0.0	12.0	12.0
3018	Inter-Agency Information Technology Telecommunications	Admin - Department-wide Telecommunications enterprise productivity rate.	5.5	10.0	10.0
3020	Inter-Agency Building Maintenance	Trans - Department-wide Facilities maintenance costs including lawn maintenance, snow removal and janitorial services for state owned buildings.	8.3	15.0	0.0
3021	Inter-Agency Mail	Admin - Department-wide Central mail service (I/A transfer to DOA, Shared Services).	1.2	3.0	3.0
3022	Inter-Agency Human Resources	Admin - Department-wide Department of Administration (DOA), Human Resource Chargeback	19.6	25.0	25.0
3023	Inter-Agency Building Leases	State-owned building leases.	18.9	20.0	0.0
3024	Inter-Agency Legal	Law - Department-wide Department of Law legal services (I/A transfer to DOL).	21.6	25.0	25.0
3026	Inter-Agency Insurance	Admin - Department-wide Risk management for property and overhead insurance.	3.5	6.3	6.3
3027	Inter-Agency Financial	Admin - Department-wide Integrated Resource Information System (IRIS) Financial, IRIS Human Resource Management (HRM)/Payroll, Alaska Data Enterprise Reporting (ALDER) charges.	28.6	35.0	35.0

**Line Item Detail (1676)**  
**Department of Public Safety**  
**Services**

**Component:** Fire and Life Safety (3051)

Object Class	Servicing Agency	Explanation	FY2024 Actuals	FY2025 Management Plan	FY2026 Governor
<b>3000 Services Detail Totals</b>			<b>646.0</b>	<b>1,162.6</b>	<b>1,102.1</b>
3027	Inter-Agency Financial	PubSaf - Administrative Services (525) Reimbursable services agreement (RSA) for Administrative Services costs.	0.0	70.2	75.0
3028	Inter-Agency Americans with Disabilities Act Compliance	Admin - Department-wide Americans with Disabilities Act funding (I/A transfer to DOA, Personnel).	0.4	1.0	1.0
3031	Inter-Agency Construction	One time office build-out costs	36.0	0.0	0.0
3037	State Equipment Fleet	Trans - Department-wide State Equipment Fleet vehicle leasing and maintenance.	110.7	135.0	175.0
3038	Inter-Agency Management/Consulting	PubSaf - Administrative Services (525) Administrative services chargebacks.	54.4	70.0	75.0
3038	Inter-Agency Management/Consulting	PubSaf - Commissioner's Office (523) Public Safety Office of Professional Standards cost allocation.	-0.2	15.0	15.0
3038	Inter-Agency Management/Consulting	PubSaf - Commissioner's Office (523) Public Safety Commissioner's Office cost allocation.	0.0	15.0	15.0

**Line Item Detail (1676)**  
**Department of Public Safety**  
**Commodities**

**Component:** Fire and Life Safety (3051)

Line Number	Line Name		FY2024 Actuals	FY2025 Management Plan	FY2026 Governor
4000	Commodities		369.3	518.2	517.2
Object Class	Servicing Agency	Explanation	FY2024 Actuals	FY2025 Management Plan	FY2026 Governor
<b>4000 Commodities Detail Totals</b>			<b>369.3</b>	<b>518.2</b>	<b>517.2</b>
4000	Business	Business, office, photographic, computer supplies and business-related subscriptions.	315.3	210.2	209.2
4000	Business	Supplies for rural fire investigations	0.0	200.0	200.0
4002	Household/Institutional	Uniform items, cleaning supplies used in fire investigations.	6.4	15.0	15.0
4003	Scientific and Medical	Scientific and Medical Supplies.	2.7	5.0	5.0
4004	Safety	Safety/fire suppression supplies or equipment.	31.1	50.0	50.0
4005	Building Materials	Misc. materials used in fire training demonstrations.	0.0	5.0	5.0
4006	Signs and Markers	Safety or hazard signs.	0.0	2.0	2.0
4014	Bottled Gas	Compressed nitrogen.	0.0	1.0	1.0
4015	Parts and Supplies	Small parts, tools and supplies used to augment or repair other equipment.	12.1	15.0	15.0
4019	Small Tools/Minor Equipment	Miscellaneous parts & supplies.	0.8	10.0	10.0
4020	Equipment Fuel	Fuel used in fire suppression demonstrations.	0.9	5.0	5.0

**Line Item Detail (1676)**  
**Department of Public Safety**  
**Capital Outlay**

**Component:** Fire and Life Safety (3051)

Line Number	Line Name		FY2024 Actuals	FY2025 Management Plan	FY2026 Governor
5000	Capital Outlay		67.8	76.6	76.6
Object Class	Servicing Agency	Explanation	FY2024 Actuals	FY2025 Management Plan	FY2026 Governor
<b>5000 Capital Outlay Detail Totals</b>			<b>67.8</b>	<b>76.6</b>	<b>76.6</b>
5004	Equipment	Capital outlay for miscellaneous fire suppression safety equipment over \$5,000.	67.8	20.0	20.0
5004	Equipment	Equipment for new Deputy Fire Marshal in Bethel	0.0	56.6	56.6



**Revenue Detail (1681)**  
**Department of Public Safety**

**Component:** Fire and Life Safety (3051)

Revenue Type (OMB Fund Code) Revenue Source	Component	Comment	FY2024 Actuals	FY2025 Management Plan	FY2026 Governor
<b>5002 Fed Rcpts (1002 Fed Rcpts)</b>			<b>13.2</b>	<b>500.0</b>	<b>500.0</b>
5011 Federal Public Prctn - Federal Emergency Management Agency		Federal Grant receipts including FEMA State Fire Training Systems Grant (SFTG), FEMA Assistance to Firefighters Grant and fees collected from federal agencies for emergency response training authorized under AS 44.41.020(a).	13.2	500.0	500.0
<b>5005 GF/Prgm (1005 GF/Prgm)</b>			<b>364.8</b>	<b>1,398.9</b>	<b>1,423.9</b>
5108 Program Receipts General Government - Charges for Services		Fees collected from various private and governmental agencies to provide emergency response or fire training authorized under AS 44.41.020(a).	0.0	325.0	350.0
5117 Program Receipts Public Protection - Charges for Services		Licenses and permit fees, code compliance surveys.	364.8	1,073.9	1,073.9
<b>5007 I/A Rcpts (1007 I/A Rcpts)</b>			<b>126.6</b>	<b>202.5</b>	<b>203.9</b>
5301 Inter-Agency Receipts		Inter-Agency receipts from Department of Natural Resources to provide Fire Marshal support for the Joint Pipeline Office.	126.6	152.5	153.9
5301 Inter-Agency Receipts	PubSaf - Village Public Safety Operations (3047)	Receipts from the Village Public Safety Operations for Rural Fire Protection Trainings.	0.0	50.0	50.0

**Inter-Agency Services (1682)**  
**Department of Public Safety**

**Component:** Fire and Life Safety (3051)

	FY2024 Actuals	FY2025 Management Plan	FY2026 Governor
<b>Component Totals</b>	<b>442.3</b>	<b>770.3</b>	<b>805.1</b>
With Department of Administration	247.5	405.1	405.1
With Department of Law	21.6	33.0	33.0
With Department of Public Safety	54.2	182.2	192.0
With Department of Transportation and Public Facilities	119.0	150.0	175.0

Object Class	Servicing Agency	Explanation	FY2024 Actuals	FY2025 Management Plan	FY2026 Governor
3017 Inter-Agency Information Technology Non-Telecommunications	Admin - Department-wide	Computer services enterprise productivity rate and other non-telecommunications services provided by the Office of Information Technology.	188.7	324.8	324.8
3017 Inter-Agency Information Technology Non-Telecommunications	Law - Department-wide	Legal review for code or regulation adoption.	0.0	8.0	8.0
3017 Inter-Agency Information Technology Non-Telecommunications	PubSaf - Information Systems (3199)	Non-telecommunications (LAN/WAN & APSIN).	0.0	12.0	12.0
3018 Inter-Agency Information Technology Telecommunications	Admin - Department-wide	Telecommunications enterprise productivity rate.	5.5	10.0	10.0
3020 Inter-Agency Building Maintenance	Trans - Department-wide	Facilities maintenance costs including lawn maintenance, snow removal and janitorial services for state owned buildings.	8.3	15.0	0.0
3021 Inter-Agency Mail	Admin - Department-wide	Central mail service (I/A transfer to DOA, Shared Services).	1.2	3.0	3.0
3022 Inter-Agency Human Resources	Admin - Department-wide	Department of Administration (DOA), Human Resource Chargeback	19.6	25.0	25.0
3024 Inter-Agency Legal	Law - Department-wide	Department of Law legal services (I/A transfer to DOL).	21.6	25.0	25.0
3026 Inter-Agency Insurance	Admin - Department-wide	Risk management for property and overhead insurance.	3.5	6.3	6.3
3027 Inter-Agency Financial	Admin - Department-wide	Integrated Resource Information System (IRIS) Financial, IRIS	28.6	35.0	35.0

**Inter-Agency Services (1682)**  
**Department of Public Safety**

**Component:** Fire and Life Safety (3051)

<b>Object Class</b>	<b>Servicing Agency</b>	<b>Explanation</b>	<b>FY2024 Actuals</b>	<b>FY2025 Management Plan</b>	<b>FY2026 Governor</b>
		Human Resource Management (HRM)/Payroll, Alaska Data Enterprise Reporting (ALDER) charges.			
3027 Inter-Agency Financial	PubSaf - Administrative Services (525)	Reimbursable services agreement (RSA) for Administrative Services costs.	0.0	70.2	75.0
3028 Inter-Agency Americans with Disabilities Act Compliance	Admin - Department-wide	Americans with Disabilities Act funding (I/A transfer to DOA, Personnel).	0.4	1.0	1.0
3037 State Equipment Fleet	Trans - Department-wide	State Equipment Fleet vehicle leasing and maintenance.	110.7	135.0	175.0
3038 Inter-Agency Management/Consulting	PubSaf - Administrative Services (525)	Administrative services chargebacks.	54.4	70.0	75.0
3038 Inter-Agency Management/Consulting	PubSaf - Commissioner's Office (523)	Public Safety Office of Professional Standards cost allocation.	-0.2	15.0	15.0
3038 Inter-Agency Management/Consulting	PubSaf - Commissioner's Office (523)	Public Safety Commissioner's Office cost allocation.	0.0	15.0	15.0

**Personal Services Expenditure Detail**  
**Department of Public Safety**

**Scenario:** FY2026 Governor (22363)  
**Component:** Fire and Life Safety (3051)  
**RDU:** Fire and Life Safety (556)

PCN	Job Class Title	Time Status	Retire Code	Barg Unit	Location	Salary Sched	Range / Step	Comp Months	Split / Count	Annual Salaries	COLA	Premium Pay	Annual Benefits	Total Costs	UGF Amount
121942	Building Plans Examiner 1	FT	F	GP	Anchorage	100	19M	12.0		101,049	0	3,886	65,190	170,125	144,606
122001	Division Director - Px	FT	F	XE	Anchorage	N00	27Q	12.0		181,019	7,484	0	103,557	292,060	292,060
122003	Building Plans Examiner 1	FT	A	GP	Anchorage	100	19D / E	12.0		81,265	0	3,078	56,139	140,482	119,410
122004	Administrative Assistant 1	FT	A	GP	Anchorage	100	12M	12.0		62,537	0	962	46,978	110,477	93,906
122005	Statistical Technician 2	FT	A	GG	Anchorage	99	14P / Q	12.0		82,432	0	1,843	56,110	140,385	140,385
122007	Office Assistant 2	FT	A	GP	Anchorage	99	10O	12.0		58,617	0	1,353	45,427	105,397	89,588
122010	Deputy Fire Marshal 2	FT	F	AA	Anchorage	99	77F	12.0		111,911	18,893	19,337	76,650	226,791	192,772
122011	Deputy Fire Marshal 2	FT	F	AA	Anchorage	500	77P	12.0		135,158	22,854	23,606	88,743	270,361	229,807
122012	Deputy Fire Marshal 2	FT	F	AA	Fairbanks	99	77J	12.0		115,262	19,456	19,893	78,367	232,978	198,031
122013	Building Plans Examiner 1	FT	A	GP	Anchorage	100	19C / D	12.0		78,433	0	2,964	54,845	136,242	115,806
122017	Deputy Fire Marshal 2	FT	P	AA	Anchorage	99	77L	12.0		124,969	21,085	21,505	83,342	250,901	213,266
122022	Fire Training Specialist	FT	A	GP	Juneau	105	19D / E	12.0		84,092	0	3,663	57,639	145,394	145,394
122024	Fire Training Administrator	FT	A	SS	Anchorage	100	21B / C	12.0		92,095	3,977	0	64,994	161,066	161,066
122025	Office Assistant 2	FT	A	GP	Anchorage	100	10C / D	12.0		42,890	0	976	38,350	82,216	82,216
122026	Deputy Fire Marshal 2	FT	F	AA	Anchorage	99	77L	12.0		124,969	21,085	21,505	83,342	250,901	213,266
122027	Deputy Fire Marshal 3	FT	P	S2	Anchorage	99	23J / K	12.0		129,128	10,283	756	81,602	221,769	188,504
122028	Office Assistant 2	FT	A	GP	Juneau	105	10C / D	12.0		45,630	0	0	39,125	84,755	84,755
122029	Assistant State Fire Marshal	FT	A	SS	Anchorage	100	26B / C	12.0		128,546	5,551	0	81,014	215,111	184,135
122031	Tap Fr Sft Spec	FT	A	GP	Anchorage	100	21G	12.0		100,913	0	0	63,422	164,335	17,255
122032	Fire Training Specialist	FT	A	GP	Anchorage	100	19C / D	12.0		78,482	0	3,693	55,187	137,362	137,362
122034	Building Plans Examiner 1	FT	A	GP	Anchorage	100	19F / G	12.0		86,642	0	3,291	58,596	148,529	126,250
122035	Fire Training Specialist	FT	A	GP	Anchorage	100	19G	12.0		88,121	0	4,160	59,628	151,909	151,909
122039	Administrative Assistant 1	FT	A	GP	Anchorage	100	12C / D	12.0		49,238	0	1,136	41,210	91,584	77,846
122041	Fire Training Specialist	FT	A	GP	Anchorage	100	19C / D	12.0		80,028	0	2,586	55,379	137,993	137,993
122085	Building Plans Examiner 1	FT	A	GP	Anchorage	100	19B / C	12.0		75,564	0	2,872	53,543	131,979	112,182
122086	Building Plans Examiner 2	FT	F	SS	Anchorage	100	21O / P	12.0		125,184	5,617	4,879	81,681	217,361	184,757
122092	Building Plans Examiner 1	FT	A	GP	Anchorage	100	19D / E	12.0		80,846	0	3,078	55,955	139,879	118,897
122153	Deputy Fire Marshal 2	FT	F	AA	Fairbanks	503	77C / D	12.0		99,965	14,499	756	63,233	178,453	151,685
122158	Deputy Fire Marshal 2	FT	F	AA	Juneau	505	77E / F	12.0		108,507	16,332	4,949	68,831	198,619	198,619
125200	Administrative Assistant 3	FT	A	GP	Anchorage	100	15B / C	12.0		56,774	0	2,170	44,977	103,921	87,260

Note: If a position is split, an asterisk (\*) will appear in the Split/Count column. If the split position is also counted in the component, two asterisks (\*\*) will appear in this column. [No valid job title] appearing in the Job Class Title indicates that the PCN has an invalid class code or invalid range for the class code effective date of this scenario.

**Personal Services Expenditure Detail**  
**Department of Public Safety**

**Scenario:** FY2026 Governor (22363)  
**Component:** Fire and Life Safety (3051)  
**RDU:** Fire and Life Safety (556)

PCN	Job Class Title	Time Status	Retire Code	Barg Unit	Location	Salary Sched	Range / Step	Comp Months	Split / Count	Annual Salaries	COLA	Premium Pay	Annual Benefits	Total Costs	UGF Amount
		<b>Total Positions</b>	<b>New</b>	<b>Deleted</b>										<b>Total Salary Costs:</b>	2,810,266
														<b>Total COLA:</b>	167,116
	<b>Full Time Positions:</b>	30	0	0										<b>Total Premium Pay:</b>	158,897
	<b>Part Time Positions:</b>	0	0	0										<b>Total Benefits:</b>	1,903,056
	<b>Non Permanent Positions:</b>	0	0	0											
	<b>Positions in Component:</b>	30	0	0											
	<b>Total Component Months:</b>	360.0													
														<b>Total Pre-Vacancy:</b>	5,039,335
														<b>Minus Vacancy Adjustment of 2.00%:</b>	(100,787)
														<b>Total Post-Vacancy:</b>	4,938,548
														<b>Plus Lump Sum Premium Pay:</b>	0
														<b>Personal Services Line 100:</b>	4,938,548

<b>PCN Funding Sources:</b>	<b>Pre-Vacancy</b>	<b>Post-Vacancy</b>	<b>Percent</b>
1004 Unrestricted General Fund Receipts	4,390,987	4,303,167	87.13%
1005 General Fund/Program Receipts	501,268	491,243	9.95%
1007 Interagency Receipts	147,080	144,138	2.92%
<b>Total PCN Funding:</b>	<b>5,039,335</b>	<b>4,938,548</b>	<b>100.00%</b>

Note: If a position is split, an asterisk (\*) will appear in the Split/Count column. If the split position is also counted in the component, two asterisks (\*\*) will appear in this column. [No valid job title] appearing in the Job Class Title indicates that the PCN has an invalid class code or invalid range for the class code effective date of this scenario.

Department of Public Safety  
 RDU: Fire and Life Safety (556)  
 Component: Fire and Life Safety (3051)  
 FY2026 Governor's Budget  
 Position Totals: 30 PFT

